


Rialta



We put more into it, so you can get more out of it.

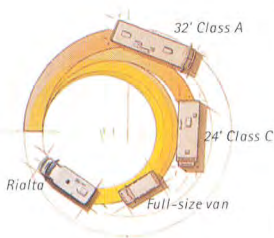
The Rialta from Winnebago Industries comes packed with more amenities and conveniences than ever. So no matter where you're heading, your getaway is sure to be more enjoyable. And its compact size makes it so easy to load up and get on the road that you'll be tempted to get away a lot more often. Once on the road, you'll appreciate the engineering that makes the Rialta an investment that will take you down the road for years to come. For starters, unlike Class B conversion vans, the Rialta isn't adapted from another vehicle. It's engineered from the ground up. Starting with a VW chassis and a stout but fuel-efficient 140 hp Volkswagen-engineered VR6 engine, Rialta is constructed with the same strict standards as larger Winnebago Industries motor homes. Which means you can get as lost as you want and still be comfortable.



*The 2000 Rialta is
equipped with a 2.8
liter VR6 engine.*



More fun to drive. More ways to escape.



Rialta has a tighter turning radius than other RVs and vans.

Measuring in at a little less than 22 feet, the Rialta is a Class C motor home that is surprisingly easy and fun to drive. In fact, it has a turning radius that more closely resembles that of a car than a motor home. This makes things like parallel parking and negotiating a drive-thru easy for the novice and downright exhilarating for the veteran. The Rialta's handling is a pleasant surprise as well. Front-wheel drive, four-wheel disc brakes, fully independent strut suspension and a four-speed automatic transmission make it easy to maneuver. It's actually so easy to drive, you'll be just as likely to take it across town as across the country. And while it's true the Rialta is exceedingly maneuverable and simple to own and operate, don't let its size fool you. The Rialta is loaded with the same kind of creature comforts and conveniences found in motor homes nearly twice its size. So no matter where the spirit moves you, the Rialta will make sure you get there in style.

More intelligent use of space.



The walls of the bath slide out to give you more room to clean up and use the available shower. When the walls slide in, there's more space to walk around in the coach.

Perhaps the greatest asset of the Rialta is its uncanny use of space. Every available inch has been utilized in a way that could only come from Winnebago Industries engineering. Take the bathroom, for example. It's constructed with telescoping walls. When extended, there's room for a toilet, folding sink, medicine cabinet with mirrored sliding

doors, two towel bars and, amazingly enough, an available shower package. And since no bathroom would be complete without a powered overhead fan, there's one of those too. In the rear dinette models, you'll even find a large, lighted wardrobe cleverly positioned just rear of the bath. Why go to all this trouble fitting so many comforts into the Rialta? Because at Winnebago Industries, we want everyone to experience the full motor home experience, no matter what size coach you prefer to drive.



Hidden advantages.

The Rialta is full of surprises, including a convenient storage area that's accessible through the rear cap. Inside the compartment you'll even find a power cord for quick hookups.




Bed and breakfast. The well-lit dinette features a beverage tray and backwall table storage for converting the area into a sleeping space. Overhead you'll find a convenient blanket shelf and an available videocassette player.



Quick fix. The galley features a two-burner recessed range top, microwave and stainless steel sink. A flip-up counter extension and drop-in sink cover add valuable work space to the galley area. The new skylight helps illuminate the galley.



Built to suit you. The wardrobe gives you additional closet space and has a carpeted floor.



Redefining reclining. Three reclining positions on the rear captain's chairs make travel more comfortable. Fold them down to create additional sleeping space.



Cool comfort. Available auxiliary automotive air conditioning located in the cab ceiling provides cooling for the coach area.

Model 22FD standard



Sleep on it. This floorplan features a double-sized Serta® mattress to provide the ultimate in sleeping comfort. New wide handles make it easier to open and close cabinet doors and drawers.



Sky's the limit. A skylight helps illuminate the efficient galley, which includes a single-door Norcold refrigerator and microwave.



Hidden convenience. The innovative bathroom utilizes telescoping walls and features a mirrored medicine cabinet with sliding doors. And unlike conversion vans, the Rialta is roomy enough to include a sink, lavatory and available shower.

Model 22FD optional



Store it. The underbed storage area is roomy enough to hold sports equipment and other bulky items.



Pack it in. You'll wonder how Class B van owners live without Rialta's generous storage space. The rear sleeping area includes a vanity with TV shelf, ample wardrobe and more cabinetry for storing all kinds of provisions.



Twice the comfort. The available twin-bed floorplan, which also features Serta mattresses, comes with two shirt closets, a nightstand and additional storage space under the right bed. There's also a removable pedestal table located in the center aisle.



Cuisine on the go. The galley is packed with features including a microwave, sink and available oven. A three-burner range top (with one high-output burner) gives you more cooking flexibility while the range top cover makes efficient use of space.



Dinner is served. At the rear of the roomy dinette area there is a wide, flat counter top with convenient cupholders and hideaway storage for the dinette table. An overhead bedding shelf above the counter top gives you plenty of room to store blankets and other bedding.



Very cool. This floorplan features a large refrigerator/freezer with two drawers below and a large counter on top.



Full comfort ahead. The roomy cab features an easy-to-read analog dash, convenient controls, driver and passenger airbags, and seats that provide excellent lumbar support.



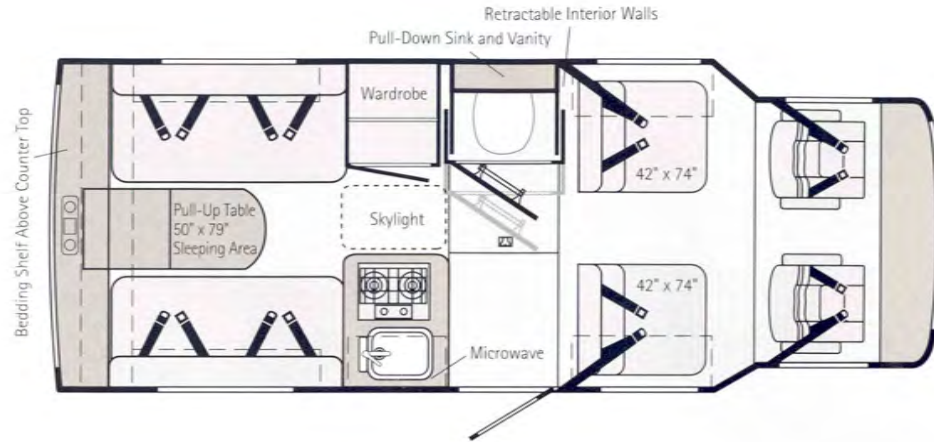
Cozy nights. Sleep the night away on the full-length bed created by the converted dinette. Side windows open to a cool evening breeze while the rear counter top becomes a convenient nightstand.

More ways to make the Rialta uniquely yours.

22QD

This model features four captain's chairs up front and a rear dinette. Both the dinette and the rear captain's chairs convert into generous sleeping spaces.

| | | | |
|----------------|---------|----------------------|------|
| Length | 21'8" | Exterior Width | 7'4" |
| Interior Width | 6'10.5" | Interior Height-Max. | 6'2" |



Interiors

Medium gray leather-faced seating upgrade available in both the Sterling Silver and Canyon Spruce interiors (see specifications page for details).

Sterling Silver



Canyon Spruce



Exterior Valances

Sahara Grey



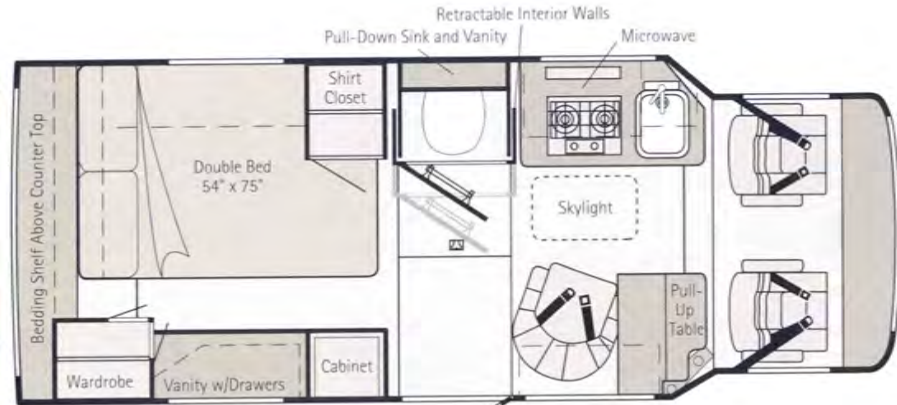
Plum Haze



22FD (Standard)

This floorplan includes a large double bed and a rear passenger side vanity and storage compartment. There's also a pull-up table and swivel lounge chair with a skylight overhead.

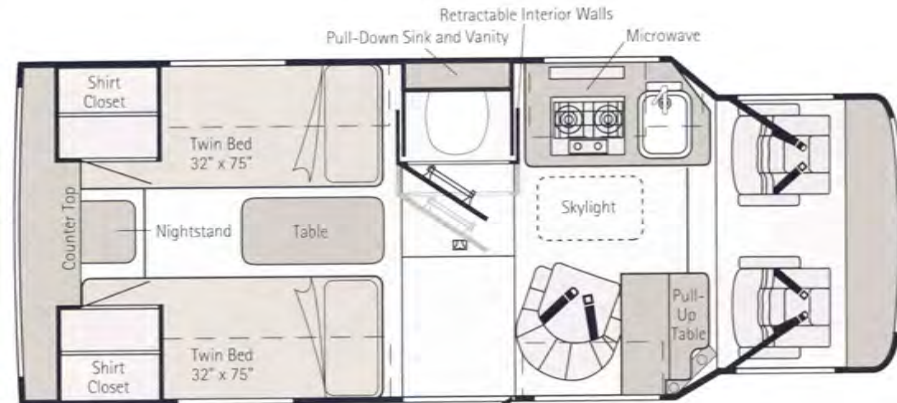
| | | | |
|----------------|---------|----------------------|------|
| Length | 21'8" | Exterior Width | 7'4" |
| Interior Width | 6'10.5" | Interior Height-Max. | 6'2" |



22FD (Optional)

Like the standard unit, this model features wood grain cabinetry. It also has twin beds with storage under the right bed, a pedestal table, a nightstand and shirt closets.

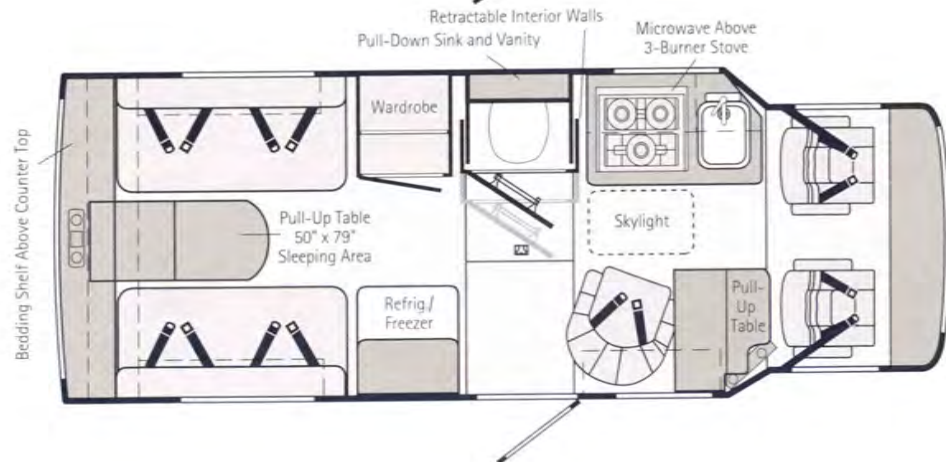
| | | | |
|----------------|---------|----------------------|------|
| Length | 21'8" | Exterior Width | 7'4" |
| Interior Width | 6'10.5" | Interior Height-Max. | 6'2" |



22HD

This floorplan features a larger Norcold refrigerator/freezer, increased galley storage space and a three-burner range top.

| | | | |
|----------------|---------|----------------------|------|
| Length | 21'8" | Exterior Width | 7'4" |
| Interior Width | 6'10.5" | Interior Height-Max. | 6'2" |



Note: Dashed lines denote overhead areas.

Comes already packed.



Our exclusive interlocking joint system connects the roof and walls for a more durable, better-sealed body.



The available exterior wash station with pump switch is perfect for quick cleanups.



The rear storage compartment contains a convenient power cord. And since the spare tire is located under the chassis, this area offers room for bulky items.

Simulated wind tunnel tests confirmed Rialta has virtually zero drag along the sides of the vehicle, offering exceptional performance and fuel efficiency.

Rialta's aerodynamic styling and even weight distribution help it maintain an impressive 16.34 miles per gallon combined.*

The large back window is equipped with defogger/defroster and an available wiper/washer to enhance visibility when changing lanes or backing out of driveways.

Every unit is pre-wired for an available roof air conditioner.

We've developed Thermo-Panel® sidewall construction that is lightweight and durable.

A gray tint band along the top of the windshield helps shield the sun and makes traveling easier on the eyes.



The dashboard features easy-to-read analog instrumentation and convenient controls.

The low-mounted driver and passenger side mirrors are remote controlled and heated.



The complete rear floor is made of steel for superior strength, and is electrocoated and undercoated to resist corrosion.



The low entrance step enables you to load gear with ease.

The welded tubular aluminum framework is stronger and lighter than the wood used on other vehicles this size.

Unlike conversion vans, the Rialta comes with a furnace to keep you comfortable on chilly nights.

To make sure each unit is watertight, we conduct a water test simulating an intense rainfall.

The 140 hp VR6 engine offers fuel economy and quiet operation.



The powerful Onan® Microlite™ KVL 2.8 kw generator gives you the freedom to explore places without hookups.

For even greater cooking flexibility, the 22HD galley includes a microwave, sink, three-burner range top, available oven and larger refrigerator/freezer.

Select appliances are secured with steel tie-downs, an exclusive Winnebago Industries safety feature.



Low entrance doors and non-slip tread strips on the running boards make getting in and out easier.

Alarms that detect smoke, LP gas and carbon monoxide are standard equipment.

Every Rialta comes with a 2-year/24,000-mile warranty on the coach body, chassis and cab and a 5-year/50,000-mile warranty on the power train.

*Combined average of city and highway using U.S. EPA testing guidelines. Ambient temperature 85°F.

Specifications

| | 220D | 22FD | 22HD |
|-------------------------------------|------------|------------|------------|
| 2000 Rialta | | | |
| Length | 21'8" | 21'8" | 21'8" |
| Exterior Height w/Roof Air* | 8'6" | 8'6" | 8'6" |
| Exterior Height w/o Roof Air* | 7'7" | 7'7" | 7'7" |
| Exterior Width | 7'4" | 7'4" | 7'4" |
| Interior Height – Maximum | 6'2" | 6'2" | 6'2" |
| Interior Width | 6'10.5" | 6'10.5" | 6'10.5" |
| Fuel Capacity | 21 gal. | 21 gal. | 21 gal. |
| Fresh Water Capacity w/Heater | 20 gal. | 20 gal. | 20 gal. |
| Holding Tank Capacity – Black Water | 13 gal. | 13 gal. | 13 gal. |
| Holding Tank Capacity – Gray | 9 gal. | 6 gal. | 7 gal. |
| LP Capacity (W.C.) [†] | 7 gal. | 7 gal. | 7 gal. |
| GVWR | 7,275 lbs. | 7,275 lbs. | 7,275 lbs. |
| GCWR | 9,275 lbs. | 9,275 lbs. | 9,275 lbs. |
| Wheelbase | 152" | 152" | 152" |

S Standard
 O Optional

| | 220D | 22FD | 22HD |
|---|------|------|------|
| Automotive | | | |
| Chassis - Volkswagen – 2.8 L fuel-injected gas engine, 4-speed electronically controlled automatic transmission, 280-amp. battery/150-amp. alternator | S | S | S |
| Air springs – rear auxiliary | O | O | O |
| Tires (radial) w/spare | S | S | S |
| Driver Conveniences | | | |
| Automotive heater/air conditioner – in-dash and auxiliary rear automotive heater | S | S | S |
| Auxiliary ceiling mount fan w/4 outlets | S | S | S |
| Auxiliary cab ceiling air conditioner w/4 outlets | O | O | O |
| Battery charge control – dual, automatic | S | S | S |
| Beverage tray w/cupholders | S | S | S |
| Cruise control | S | S | S |
| Curtain – front wraparound | S | S | S |
| Defogger/defroster – rear window | S | S | S |
| Door locks – power (cab and entrance) | S | S | S |
| Exterior mirrors – low mounted, electric remote control, heated | S | S | S |
| Floor mats – rubber | S | S | S |
| Hood release – interior, remote control | S | S | S |
| Start circuit – emergency auxiliary | S | S | S |
| Steering – power assisted | S | S | S |
| Sunvisors | S | S | S |
| Time delay interior cab lighting | S | S | S |
| Trim panels – driver and passenger doors, includes storage | S | S | S |
| 12-Volt electrical supply/lighter | S | S | S |
| Windows – power (cab) | S | S | S |
| Windshield wipers (intermittent) | S | S | S |
| Wiper/washer – rear window | O | O | O |
| Front Seating Area | | | |
| Seats (cab) – reclining mid-back design, headrests, adjustable armrests, lumbar support (drivers-adjustable, passenger-fixed) swivel/slide pedestals, 3-point retracting seat belts | S | S | S |

S Standard
 O Optional

| | 220D | 22FD | 22HD |
|--|------|------|------|
| Seats (companion) – adjustable reclining back, headrests, converts to a bed (42" x 74"), 3-point retracting seat belts | S | | |
| Leather-faced seat upgrade (cab only) | | O | O |
| Leather-faced seat upgrade (cab and coach) | O | O | O |
| Lounge chair and cabinet w/fold-up table, magazine rack and cup holders | S | S | S |
| 110-Volt AC outlet, 12-Volt DC receptacle | S | S | S |
| Entertainment | | | |
| Deluxe sound system – includes 4 deluxe speakers and one sub-woofer (replaces standard speakers) | O | O | O |
| Stereo w/cassette (cab) – Panasonic AM/FM, 6 speakers | S | S | S |
| Stereo w/CD player (cab) – Panasonic AM/FM, 6 speakers | O | O | O |
| TV (9" color) w/remote, 12-Volt DC (requires antenna option) | O | | |
| TV enhancement package – antenna (amplified), 1 DC receptacle, 1 interior jack, coax wiring, cable input | O | O | O |
| Video cassette player (requires TV option, uses TV remote) | O | | |
| Rear Dining Lounge | | | |
| Convertible dinette/bed (50" x 79") | S | | S |
| Table (fold-out from backwall storage) | S | | S |
| Interior | | | |
| Carpeting w/pad – stain resistant | S | S | S |
| Ceiling – fabric headliner | S | S | S |
| Ceiling lights (single & double bulbs) | S | S | S |
| Ceiling vent – powered, galley/bath | S | S | S |
| Ceiling vent* – non-powered, rear, not available w/roof air conditioner | S | S | S |
| Color themes (interior) – choice of Sterling Silver and Canyon Spruce | S | S | S |
| Convenience tray – includes cupholders and storage tray | S | | S |
| Cupholders (companion seats) | S | | |
| Skylight | S | S | S |
| Wardrobe – carpeted floor, clothes rod, light | S | | S |
| Windows, coach – tinted w/31% light transmittal | S | S | S |
| Galley | | | |
| Counter extension – flip-up | S | | |
| Microwave oven | S | S | S |
| Range top – 2 burners, recessed w/cover | S | S | |
| Range top – 3 burners w/cover | S | | |
| Range top – 3 burners w/cover and oven | O | | |
| Refrigerator – single door w/door storage, 110-Volt AC/LP/12-Volt DC | S | S | |
| Refrigerator/freezer – single door, 110-Volt AC/LP/12-Volt DC | | | S |
| Refrigerator – single door, high altitude, 110-Volt AC/LP/12-Volt DC | O | O | |
| Sink – stainless steel, recessed w/counter top cover | S | S | S |
| Bedroom | | | |
| Bedding shelf* | S | S | S |
| Double bed – w/fitted bedspread, access to storage below, 2 bed pillows w/shams, 3-drawer vanity, shirt closet, wardrobe, decorator wall lamps, TV shelf | S | | |
| Twin beds – w/access to storage below right bed, fitted bedspreads, 2 bed pillows w/shams, nightstand, 2 shirt closets, removable pedestal table, decorator wall lamps | O | | |
| Bathroom | | | |
| Cabinet – expandable | S | S | S |

S Standard
 O Optional

| | 220D | 22FD | 22HD |
|--|------|------|------|
| Medicine cabinet – mirrored doors | S | S | S |
| Shower package – shower curtain, flexible shower head, shower pan w/power drain | O | O | O |
| Sink – fold-down | S | S | S |
| Tissue holder | S | S | S |
| Toilet – marine style w/ foot pedal | S | S | S |
| Towel bars (2) on bath door | S | S | S |
| Vanity shelf – fold-down | S | S | S |
| Exterior | | | |
| Bumpers – molded, steel reinforced | S | S | S |
| Entrance door w/screen door | S | S | S |
| Exterior wash station w/pump switch | O | O | O |
| Fuel fill door, flush mount – lockable cap | S | S | S |
| Lower exterior paint (Sahara Grey or Plum Haze) | S | S | S |
| Mudflaps – front and rear (4) | S | S | S |
| Outlet – 110-Volt, curbside | S | S | S |
| Running boards (fiberglass) – w/tender flares | S | S | S |
| Sewer hose and storage compartment | S | S | S |
| Storage compartment (rear cap) | S | S | S |
| Tire tools – jack, jack handle, lug wrench, spare tire | S | S | S |
| Trailer towing package – w/Class I hitch connector (male) | O | O | O |
| Trailer wiring socket (female) | S | S | S |
| Water tank, gravity fill with locking door | S | S | S |
| Wheel covers | S | S | S |
| Systems | | | |
| Air conditioning pre-wiring – roof | S | S | S |
| Air conditioning* – roof, 7,100 BTU | O | O | O |
| Battery (auxiliary) – deep cycle marine/RV | S | S | S |
| Second battery (auxiliary) – deep cycle marine/RV | O | O | O |
| City water hookup | S | S | S |
| Electrical control center – 110-Volt AC/12-Volt DC, 45-amp. remote electronic converter/charger, AC circuit breakers, DC fuses, 30-amp. power cord | S | S | S |
| Furnace – electronic ignition, 19,000 BTU | S | | S |
| Furnace – electronic ignition, 17,000 BTU, ducted | | | S |
| Generator prep kit – gas line, Microlite KDW, 12-Volt wiring | S | S | S |
| Generator – 2,800 watt, ONAN gas, w/hourmeter | O | O | O |
| LP tank – permanent mount w/gauge | S | S | S |
| Monitor panel – water, holding and LP tank levels, battery condition gauge, water pump switch, generator start/stop switch | S | S | S |
| Water heater – 4 gal., 110-Volt electric w/Motoraid | S | S | S |
| Water pump (demand) | S | S | S |
| Safety | | | |
| Carbon monoxide detector/alarm | S | S | S |
| Center mount brake light | S | S | S |
| Driver/passenger side air bags | S | S | S |
| Fire extinguisher (10-B.C.) | S | S | S |
| Ground fault circuit interrupter | S | S | S |
| Lap belts in selected areas | S | S | S |
| Smoke and LP leak detector/alarm | S | S | S |
| Three-point seat belts on forward facing seats | S | S | S |

[†] Capacities shown are tank manufacturer's listed water capacity (W.C.). Actual filled LP capacity is 80% of listing due to overfilling prevention device on tank. *Not all items available in combinations. See dealer for details. The height of each model is based on the curb weight of a typically equipped unit on the standard chassis. The actual height of your vehicle may vary by as much as 2" depending on chassis or equipment variations. Winnebago Industries' continuing program of product improvement makes specifications, equipment, model availability and prices subject to change without notice.

More protection for your peace of mind.

Warranty protection

The Rialta comes with one of the most comprehensive warranties in the industry. The coach body of Rialta is covered by Winnebago Industries' 2-year/24,000-mile warranty while Volkswagen of America, Inc. covers the chassis/cab for 2 years/24,000 miles and the power train for 5 years/50,000 miles.

Premium Roadside Assistance Program



Our Premium Roadside Assistance Program covers all our 2000 motor homes.

Every new Winnebago Industries motor home comes with a one-year membership in our Premium Roadside Assistance Program. This 24-hour nationwide assistance plan covers emergency dispatching for road service and towing, service questions and recommendations, plus other free services including jump starts, tire changing, fuel delivery and lockout assistance.

Trip Saver Program



Mechanical emergency while on vacation? Just go to your nearest Winnebago Industries

dealer. We guarantee all qualifying, in-stock warranty parts will be air shipped within 24 hours. A part that is not in stock will be expediently manufactured and shipped air freight.



The Rialta features the protection of a driver-side and front passenger-side air bag Supplemental Restraint System (SRS).

Winnebago-Itasca Travelers (WIT) Club

Winnebago Industries vehicle owners are eligible to enroll in the Winnebago-Itasca Travelers (WIT) Club. As a member, you'll enjoy many benefits including mail forwarding, trip planning, rallies, caravans and more.



Protect yourself from buying the wrong motor home.

One of the best ways to find out what kind of motor home you're buying is to put on a hard hat and watch how it's put together. Which is why we place a lot of emphasis here in Forest City, Iowa, on the Winnebago Industries factory tour. We've developed so many ways to make motor homes better, a firsthand look at the factory tends to be a very educational and persuasive experience. Once inside you're introduced to concepts such as on-site manufacturing (a rarity in our business), our rigorous testing process and much more. Buying a motor home is a big decision. But the more you know about how we build them, the more comfortable you'll be choosing the right one for your needs. Unable to come to the factory? Ask for this free guide next time you visit your Winnebago Industries dealer.



Rialta

Built proudly by
WINNEBAGO

© 1999 Winnebago Industries, Inc. Forest City, IA 50436. Printed in USA.

Seat belts are your most important hookup. Always buckle up.
Visit us at www.winnebagoind.com