



R.V. Parts and Accessories

50 YEARS ON THE ROAD



Compliments of:



Dear Customer:

Welcome to the Winnebago Industries Parts and Accessories Catalog.

This catalog is designed to be a visual reference guide to help you identify parts and accessories you need and want for your motor home. You can also visit the catalog on-line at www.winnebagoind.com

It has always been our goal in the fifty years of being in the motor home business to supply you with quality motor home parts and accessories backed by knowledgeable, courteous service.

Your local Winnebago Industries dealer will be happy to provide you with part numbers and current prices for each item.

Contact your Winnebago Industries Dealer to place your order today!

APPLIANCES3-32

Refrigerators, Ranges, Range Covers, Monitor Panels, Microwaves, Coffee Makers, Portable Freezers, Vacuum Cleaners, Dishwasher, Washer/Dryer.

ELECTRICAL33-85

Televisions, TV Swivels, Video Control Center, VCR's, CD Players, Radios, Two-Way Radios, CD Changers, DVD, Speakers, Amplifiers, Antennas, Wall Plates, Rear Video System, GPS Navigation System, Lamps, Lights, Clocks, Clearance/Marker Lights, Taillights, Fog Lights, EMS, Converters, Inverters, Connectors, Power Cords, Switches, Receptacles, Gauges, Circuit Breakers, Bulbs, Bezels, Housing/Terminals, Solar Panel, Digital Satellite Systems, Relays, Power Cord Reel.

HEATING AND COOLING86-102

Air Conditioners, Ceiling Assemblies, Thermostats, Flexible Duct, Louvers, Bezels, Registers, Grilles, Furnaces, Rear Heaters, Filters, Ceiling Vents, Ceiling Fan, Ceiling Vent Shade.

LP GAS.....103-104

LP Regulators, Gas Detectors, Hoses, Valves, Gauges, Floats.

PLUMBING105-128

Sewer Adapters, Valve Hoses, Hatches, Flanges, Waste Controls, Stoppers and Strainers, Elbows, Plumbing Tees, Vinyl Tubing, Replacement Valves, Electric Waste Valve, Valve Checks, Faucets, Water Fills, Water Pumps, Water Heaters, Accumulators, Sending Unit, Holding Tank Fittings and Chemicals, P-Traps, Water Heater By-Pass Systems, Regulators, Showerheads and Accessories, Sinks, Water Purification System, Toilets, Holding Tank Heater Pads, Toilet Tissue and Cleaners.


HARDWARE129-187

Seals, Moldings, Trims, Tapes, Weatherstrip, Latches, Handles, Pulls, Knobs, Hinges, Curtain Track & Accessories, Brackets, Grommets, Assist Handles, Paper Towel Holders, Cabinet Organizers, Glass Hanger, Roll-Out Trash Containers, Swivels, Ashtrays, Gas Springs, Table Hardware, Cup Holders, Fire Extinguishers, Towel Bars, Mattresses, Select Comfort Mattresses, Air Mattress, Keyless Door Lock, Screen Door Slides, Door Knobs, Seat Belts, Fuel Fills, Skylights, Vents, Adhesives, Sealants, Spray Paint, Silicones, Mudflaps, Lug Wrenches, Awning Rail, Windshield Wiper Nozzle Kit, Beveled Mirrors.

ACCESSORIES & MISCELLANEOUS.....188-207

Exterior Mirrors, Shock Absorbers, Racks & Ladders, Bunk Ladders, Air Bags, Stabilizer Shocks, Door Bell, Electric and Pull-Out Steps, Floor Mats, Air Horns, Wheel Liners and Covers, Sunvisors, Power Hose Reel, Lug Nut Cover Tool & Wrenches, Power Shades, Airmasters, Carbon Monoxide Detector, Smoke Detectors, U-Bolts, MOX, AP 303 Protectant, Toy Motor Homes, Hitches, Floor Safe, Front Extension Hoses, Bike Rack, Spot Lifter, Fireplace, Windshield Adhesive Kit.

OWNERS MANUALS210-216**INDEX217-240**



Dimensions:
59-7/8"H x 23-1/2"W x 24"D

**Model 482 2 Door
Replacement Parts Only**


- 103938-01-01A Refrig. 2-Way Norcold 482 (Pce. Parts Only)
- 104137-06-703 Bin, White
- 104137-06-704 Milk Bin, White
- 084880-03-706 Lamp
- 075217-01-738 Rocker Switch Humidity, Black
- 084880-01-732 Door Latch
- 104137-06-714 Burner Horizontal
- 104137-06-702 Rack-Juice, White
- 125242-02-708 Cover/Lamp Bracket



Dimensions: 51-7/8"H x 23-15/16"W x 23-1/2"D

**Norcold 876 EG3, EG2 6 Cu. Ft.
Replacement Parts Only**

- 088248-01-000 876 EG3 (Piece parts only)
- 088248-02-000 876 EG2 2-Way 6 Cu. Ft. (Piece parts only)
- 104137-02-700 Control Module
- 084880-01-753 Thermocouple or Thermister
- 104137-06-714 Horizontal Burner
- 088248-01-707 Electrode Sensor Horiz.
- 084880-01-718 Kit-Elect. Gas Valve/Burner Tube
- 075217-01-738 Rocker Switch Humidity
- 088248-01-704 Swing Travel Latch
- 084880-03-705 Lamp Bracket
- 084880-03-706 DC Light Bulb
- 125242-02-708 Cover/Lamp Bracket



Model 462 Replacement Parts Only

103622-01-01A Refrig. 2-Way Norcold 462 (Pce. Parts Only)
 104137-06-703 Door Shelf Bin, White
 104137-06-704 Milk Bin, White
 084880-03-706 Lamp
 075217-01-738 Switch (3-Position)
 094039-01-710 Plate-Hinge, Top RH, Bottom LH, Black
 084880-03-705 Bracket-Right, Interior
 094039-01-704 Plate-Hinge, Top LH, RH Bottom, Black
 084880-01-732 Door Latch
 104137-06-714 Burner
 104137-06-702 Rack-Juice, White
 125242-02-708 Cover/Lamp Bracket




Dimensions: 29-3/4" H x 20-1/2" W x 21-3/8" D

Norcold N300.9 Refrigerator

***Contact Parts Admin. Before Ordering**

131147-01-01A Refrigerator-Sgl. Door, Top Rotary Knobs, Norcold N300.9
 131147-01-731 Control Panel, 3-Way
 131147-01-732 Switch/Selector, 4 Position
 131147-01-733 Spark Ignitor
 131147-01-734 Flame Meter
 113737-01-709 Interrupter
 113737-01-735 Thermostat Gas Valve
 131147-01-725 Elbow, Brass/90°. 2 PC
 131147-01-726 Adapter, Pipe
 113737-01-730 Valve-Safety Ignition
 131147-01-728 Plug/Extension Safety Valve
 131147-01-729 Thermocouple
 131147-01-730 O-Ring, Safety Valve
 131147-01-746 Burner Assembly
 131147-01-747 Spark Electrode
 131147-01-748 Pressure Tap
 104137-06-724 Ice Tray
 125242-01-750 Clip
 131147-01-701 Gas Control
 131147-01-702 Control Panel Assembly
 131147-01-704 Knob, Thermostat
 131147-01-723 Heater, DC
 131147-01-724 Heater, AC
 131147-01-721 Cabinet Baffle
 131147-01-708 Door Latch
 131147-01-710 Hinge/Cabinet-Upper/RH, Lower/LH
 131147-01-712 Wire Shelf Upper
 131147-01-713 Wire Shelf Lower
 131147-01-714 Door-Bin, White
 131147-01-715 Drip Tray
 113737-01-701 Bushing-Hinge
 131147-01-711 Door Asm. (Foamed)
 131147-01-742 Panel Retainer (2 Used)
 131147-01-743 Plug-Beige
 131147-01-744 Latch Plate
 102621-04-703 Holder Spring, RH White Evaporator
 102621-04-707 Holder-Spring, LH White Evaporator
 131147-01-705 Freezer Door
 131147-01-735 Hinge/Freezer Door, RH
 131147-01-736 Hinge/Freezer Door, LH
 131147-01-738 Spring Pin
 131147-01-716 Burner Tube
 131147-01-717 Gas Inlet Tube
 131147-01-718 Terminal Block
 131147-01-719 Manual Shut Off Valve
 131147-01-720 Cooling Unit-NSC Syst. Pack



Dimensions: 16.3" x 24.8"

**Norcold 3-Way 3163
Single Door Refrigerator**

- 113737-01-04A Refrigerator Small Single Door, 3-Way VW Lt. Gray (Not High Altitude)
- 113737-03-04A Refrigerator Small Single Door, 3-Way VW Lt. Gray 3163 HH
- 113737-04-04A Refrigerator Small Single Door, 3-Way VW Lt. Gray
- 113737-01-701 Hinge Bushing
- 113737-01-703 Flame Indicator Light Green or Red
- 113737-01-704 Door Gasket-Gray
- 113737-01-709 Interrupter
- 113737-01-711 Shelf L-Shaped, White
- 113737-01-715 Electrode-Spark Ignition
- 113737-01-717 Thermocouple
- 113737-01-719 Valve-Shut Off Manual
- 113737-01-721 Heater AC
- 113737-01-722 Heater DC (3-Way)
- 113737-01-723 Panel-Control
- 113737-01-760 Relighter
- 113737-01-729 Switch (Push Button), Selection
- 113737-01-730 Valve-Safety
- 113737-01-731 Block-Terminal
- 113737-01-732 Glass-Sight
- 113737-01-735 Thermostat-Gas Valve
- 113737-01-740 Knob-Thermostat
- 113737-01-746 Tube-Burner
- 113737-01-748 Gasket, Burner Box
- 113737-01-750 Tube Union
- 113737-01-751 Grommet F/Sight Glass
- 113737-01-752 Chain (Travel Latch)
- 113737-01-753 Latch (Travel Latch)
- 113737-01-759 Fuse Holder
- 113737-01-755 Rubber Grommet
- 113737-01-727 Orifice-Adapter Assembly



**Norcold 682/683
Replacement Parts Only**

Dimensions: 59-7/8"H x 23-1/2"W x 24"D.

- 094039-01-000 683 3-Way (Piece parts only)
- 094039-04-000 682 2-Way 8 cu. ft. (Piece parts only)
- 094039-09-000 682 2-Way w/Ice Maker (Piece parts only)
- 104137-02-700 Ignition Control Module
- 094039-01-737 3-Way Power Supply Board
- 094039-04-702 2-Way Power Supply Board
- 084880-01-753 Thermocouple or Thermister
- 104137-06-714 Horizontal Burner
- 104137-06-703 Door Bin-White
- 088248-01-707 Electrode Sensor Horiz.
- 094039-01-717 Refrig. Door Handle-Black
- 084880-01-718 Kit-Elect. Gas Valve/Burner Tube
- 084880-03-705 Lamp Socket
- 094039-01-700 3-Way Eyebrow P. C. Board
- 094039-04-700 2-Way Eyebrow P.C. Board
- 075217-01-738 Rocker Switch Humidity
- 084880-01-732 Door Latch
- 104137-06-704 Milk Storage Bins, White
- 103251-04-01A Door Insert-Acrylic Black 19.53 x 39.20
- 103251-02-01A Freezer, Door Insert-Acrylic Black 19.53 x 16.06
- 104137-06-702 Rack-Juice, White
- 120075-03-701 Valve Asm., Water w/Bracket
- 125242-02-708 Cover/Lamp Bracket



Dimensions: 52-7/8"H x 23-1/2"W x 24"D

Norcold 662 Replacement Parts Only

104138-02-01A Refrig. Small Dbl. Door 2-Way 662 RH (Pce. Parts Only)
 104138-03-01A Refrig. Small Dbl. Door 2-Way (Piece Parts Only)
 075217-01-738 Switch Rocker 3-Position Black (Hum)
 084880-01-718 Kit-Elect. Gas Valve/Burner Tube
 084880-01-732 Latch
 084880-01-753 Thermister 78" w/o Clip
 084880-01-761 End Cap, Spring Catch, Lower, Black
 084880-03-705 Bracket F/Interior Refrig. Light
 084880-03-706 Lamp, Bulb
 088248-01-707 Sensor Electrode, Horizontal
 094039-01-704 Hinge Plate, Black LH
 094039-01-710 Hinge Plate, Black RH Top LH Btm.
 104137-06-703 Door Bin, White
 094039-04-700 PC Board, 2-Way
 094039-04-702 Power Supply, 2-Way
 104137-06-730 Shelf-Bottom w/White Cutout
 104137-06-702 Rack-Juice, White
 104137-06-704 (4) Bin, Milk, White
 125242-02-710 Gas Valve/Bracket/Wires Comb.
 125242-02-708 Cover/Lamp Bracket



Replacement Parts Only Norcold 6052

*The following part numbers are replacement parts only, for
 102621-04-01A Refrigerator, Large Sgl. Door, 2-Way,
 Norcold 6052 RH.*

*If a complete refrigerator is needed order: 102621-02-01A
 Refrigerator, Large Sgl. Door 2-Way
 w/reverse handle, Norcold 652.*

075217-01-738 Switch-Humidity
 084880-01-720 Spring (For Door Handle)
 084880-01-732 Latch
 084880-01-753 Thermister-78" w/o Clip
 084880-01-761 Cap-End, Catch, Upper, Black
 084880-03-702 Pin-Hinge, Top/Btm., Female
 094039-01-704 Plate-Hinge, Top LH, RH Btm. Blk.
 094039-01-710 Plate-Hinge, RH Top, LH Btm., Blk.
 094039-01-717 Handle Asm., Lower Door, Blk.
 094039-04-700 Board-PC, 2-Way
 094039-04-702 Power Supply (2 Way)
 104137-02-700 Module-Ignition
 104137-06-703 Bin-Door Shelf, White
 104137-06-704 Bin-Milk, White
 104137-06-707 Crisper, White
 104137-06-713 Gasket-Orifice
 104137-06-714 Burner Assembly, 5-Slot
 104137-06-715 Electrode-Spark/Sensor, Sgl.
 104137-06-730 Shelf-Bottom w/Cutout White
 131147-01-736 Hinge-Freezer-Door, LH

Norcold N512UR

(Not Shown)

***Contact Parts Admin. Before Ordering**

- 158914-01-01A Refrigerator-Small, Sgl. Door, RH/2-Way, Black
- 125242-02-710 Gas Valve/Brkt/Wires Comb.
- 102621-04-703 Holder-Spring, RH, White Evap.
- 102621-04-707 Holder-Spring, LH, White Evap.
- 104137-06-724 Ice Tray
- 120075-25-701 Door Bin-White f/Smooth Liner
- 125242-01-750 Clip
- 125242-03-715 Hinge Pin-Upper Wrapped Doors
- 131147-01-705 Freezer Door
- 138809-01-705 Shelf-Wire/Top/Short
- 138809-01-706 Shelf-Wire/Lower/Flipper
- 158914-01-700 Board/Optical Display
- 158914-01-701 Board/Optical Display
- 158914-01-702 Control Panel/Optical Overlay
- 158914-01-703 Shelf-Wire/Middle
- 158914-01-704 Latch-Door/Black
- 158914-01-705 Hinge/Cabinet-Top/LH-LWR/RH-Blk.
- 158914-01-706 Cover/Crisper
- 158914-01-707 Cap/Clear-Flipper Shelf
- 158914-01-708 Door-f/N512, Black
- 158914-01-709 Plate/Latch-Door, Black
- 158914-01-710 Filler/Plate-Door, Black
- 158914-01-712 Hinge/Cabt.-Top/RH-LWR./LH, Black
- 158914-01-713 Bin Crisper
- 158914-01-714 Drain Hose
- 158914-01-715 Drip Tray-Inside
- 158914-01-716 Plug-Drip Tray, White
- 104137-06-715 Electrode-Spark/Sensor, Sgl.
- 120075-01-738 Cover-Power Board
- 120075-01-740 Base-Power Board
- 121568-03-719 Power-Board, 2-Way
- 121568-06-709 Board-Power, N611/N822F
- 121569-07-700 Cord-AC Power
- 121569-08-701 Base-Power Board
- 121569-08-702 Cover-Power Board
- 121569-08-703 Gas Valve-Solenoid
- 138809-01-724 Burner/Orifice Adapter Kit
- 158914-01-717 Cover/Rear-Optical Display
- 158914-01-718 Thermister-SN 9140558 & Down
- 158914-01-719 Thermister-SN 9140559 & Up
- 158914-01-720 Cooling Unit
- 158914-01-721 Heater-AC/200W/110 VAC
- 158914-01-722 Gas Valve w/Bracket Asm.
- 158914-01-723 Tube/Burner
- 131147-01-736 Hinge/Freezer Door, LH
- 131147-01-735 Hinge/Freezer Door, RH

Replacement Parts Only Norcold 9162

The following parts are replacement parts only for 121568-01-01A Refrigerator, Small, Dbl. Door, Black, 2-Way 9162R and 121568-02-01A Refrigerator, Small Dbl. Door, 2-Way 9162L.

- 084880-03-705 Bracket-Light, Interior
- 084880-03-706 Bulb, Lamp
- 104137-06-714 Burner Assembly, 5-Slot
- 104137-06-715 Electrode-Spark/Sensor, Sgl.
- 113737-01-750 Tube-Union
- 120075-01-701 Hinge-Top RH/Btm. LH, Painted
- 120075-01-705 Hinge, Painted, Top LH/Btm. RH
- 120075-01-708 Bushing, Door Hinge
- 120075-01-711 Handle Asm. Upper RH/Lower LH
- 120075-01-713 Trim-Top Piece
- 120075-01-714 Plug-Hole
- 125242-02-708 Cover/Lamp Bracket
- 120075-01-720 Tray-Drip
- 120075-01-721 Louver-Drip Tray
- 120075-01-725 Cover-Crisper
- 120075-01-727 Pin-Hinge
- 120075-01-728 Cover-Hinge Hole
- 120075-01-730 Retainer-Shelf
- 120075-01-732 Plate-Strike
- 120075-01-735 Wire Asm. Lamp
- 120075-01-738 Cover-Power Board
- 120076-01-700 Retainer-Lower Door Panel
- 120076-01-704 Cooling Unit, Service Pack
- 121568-01-700 Rail-Door Upper
- 121568-01-701 Bin-Door White
- 121568-01-704 Rail-Door Lower
- 121568-01-707 Shelf-Wire Short
- 121568-01-709 Crisper
- 120075-01-704 Door Handle-Upr. RH, Lwr. LH
- 121568-01-713 Kit-Gas Valve/Burner Tube
- 120075-20-702 Trim PC (Foam/Tape) Bottom, Black



Dimensions: 43-1/4"H x 23-1/2"W x 24"D

**Norcold 652
Replacement Parts Only**

- 102621-02-01A Refrig. Lg. Sgl. Door 2-Way 652RH (Pcc. Parts Only)
- 075217-01-738 Switch Rocker 3-Pos. Blk. (HUM)
- 084880-01-718 Kit-Elect. Gas Valve/Burner Tube
- 084880-01-732 Latch
- 104137-06-704 Milk Bin, White

CONTINUED NEXT PAGE

APPLIANCES

NORCOLD 652 CONTINUED

104137-06-730 Shelf-Bottom, w/Cutout White
084880-01-753 Thermister, 78" w/o Clip
088248-01-707 Sensor Electrode, Horizontal
094039-01-704 Hinge Plate, Black, LH
094039-01-710 Hinge Plate, Black, RH Top LH Btm.
104137-06-703 Door Bin, White
094039-01-717 Handle Asm., Black w/Cap & Spring
104137-06-704 Milk Bin, White
094039-04-700 PC Board, 2-Way
094039-04-702 Power Supply, 2-Way
104137-02-700 Control Module, Channel
104137-06-702 Rack, Juice, White

Replacement Parts Only Norcold 9182

The following are piece parts only for 121569-02-01A Refrig. Lg. Dbl. Door Black, 2-Way, Norcold 9182L and 121569-01-01A Refrig. Lg. Dbl. Door, Black 2-Way 9182R.

084880-03-705 Bracket-Light, Interior
084880-03-706 Bulb-Lamp
104137-06-714 Burner Assembly, 5-Slot
104137-06-715 Electrode-Spark/Sensor, Sgl.
113737-01-750 Tube-Union
120075-01-701 Hinge-Top, RH/Btm. LH, Painted
120075-01-705 Hinge, Painted, Top LH/Btm. RT
120075-01-708 Bushing-Door Hinge
120075-01-711 Handle Asm., Upper RH/Lower LH
120075-01-713 Trim-Top Piece
120075-01-714 Plug-Hole
120075-01-720 Tray-Drip
120075-01-725 Cover-Crisper
120075-01-727 Pin-Hinge
120075-01-732 Plate Strike
120075-01-735 Wire Asm. Lamp
120075-01-736 Cooling Unit, Service Pack
121568-01-700 Rail-Door Upper
121568-01-701 Bin-Door White
121568-01-704 Rail-Lower Door
121568-01-707 Shelf-Wire, Short
121568-01-709 Crisper
120075-01-704 Door Handle-Upr. RH/Lwr. LH
125242-02-710 Gas Valve/Bracket/Wires Comb.
121568-06-708 Burner/Orifice-Adapter Kit
120075-20-702 Trim PC (Foam/Tape) Bottom, Black
125242-02-708 Cover/Lamp Bracket
120075-01-745 Control Asm./Opt. Display

Norcold 822

(Not Shown)

121569-05-01A Refrig.-Lg. Dbl. Door/2-Way/Non-Flush Handle, Blk. RH N822R
121569-06-01A Refrig.-Lg. Dbl. Door/2-Way/N822L
121569-07-01A Refrig.-Lg. Dbl. Door/LH 2-Way w/Fan, N822LF
121569-08-01A Refrig. Lg. Dbl. Door/RH 2-Way w/Fan, N822RF
120075-01-713 Trim-Top Piece
120075-01-714 Plug-Hole (Black)
120075-01-720 Tray-Drip
120075-01-721 Louver-Drip Tray
120075-01-725 Cover-Crisper
120075-01-727 Pin-Hinge
120075-01-730 Retainer-Shelf f/Ser.#926684 & Down
120075-01-732 Plate-Strike
120075-07-705 Trim-Side, Black
121568-01-707 Shelf-Wire, Short
121568-01-709 Crisper
121568-03-710 Hinge/Cabinet-Top/RH-Lwr/LH
121568-03-712 Shelf-Wire Freezer

CONTINUED NEXT COLUMN

NORCOLD 822 CONTINUED

121568-03-713 Front Box/Decorative-Black
121568-03-714 Control Asm.-2-Way-Black, SN 912684 & Down
121568-03-715 Hinge/Cabinet-Top/LH-Lwr/RH
121568-03-716 Cover-Hinge Holes
121568-03-717 Hole Plug-White
084880-03-705 Bracket-Light-Interior
084880-03-706 Bulb-Lamp
125242-02-708 Cover/Lamp Bracket
120075-01-735 Thermister w/Lamp & Wire/Asm.
120075-01-736 Cooling Unit, Service Pack
121569-08-701 Base-Power Board f/SN 9126825 & Up
120075-01-740 Base-Power Board f/SN 9126824 & Down
120075-20-702 Trim PC (Foam/Tape) Btm., Black
121569-08-700 Control Asm. Ser.#912685 & Up
121569-08-702 Cover-Power Board
121568-06-709 Board/Power, N822F f/SN 9126965 & Up
120075-01-738 Cover-Power Board
120075-20-704 Kit Power Board /EG2-2 Way
125242-02-720 Retainer-Shelf, SN 926685 & Up
084880-01-718 Kit-Gas Valve/Solenoid, Tube
104137-06-714 Burner Assembly, 5-Slot
104137-06-715 Electrode-Spark/Sensor, Sgl.
113737-01-750 Tube-Union
120075-01-738 Cover-Power Board, SN 9126824 & Down
121568-03-719 Power-Board, 2-Way, SN 9126824 & Down
121569-07-700 Cord-AC Power
120075-01-701 Hinge-Top RH/Bottom LH (Door)
120075-01-702 Cap, (Hinge Plug)
120075-01-705 Hinge-Top LH/Bottom RH (Door)
120075-07-700 Door Bin-Small/Clear F/Waffled Liners Only
120075-07-701 Divider/Door Bin Clear
120075-12-700 Handle (Contour) Top, LH/Btm. RH
121568-01-700 Rail-Door Upper
121568-03-700 Retainer-Door Panel, Waffle/Black
121568-03-701 Bushing-Hinge Pin/Gray
121568-03-702 Door Liner-Upper/Waffled/Black
121568-03-705 Storage Latch, Gray
120075-07-702 Retainer-Door Panel/Waffle/Black
120075-07-703 Door Liner-Lower/Waffled/Black
120075-12-701 Handle (Contour) Top RH/Btm/LH
121568-01-701 Bin-Door White-Waffled Liner
121568-01-704 Rail-Door Lower
121568-06-708 Burner/Orifice-Adapter Kit
125242-02-710 Gas Valve/Brkt./Wires Combo, f/SN 9185698 & Down
125242-01-729 Fan-External DC
125242-01-730 Bracket-DC Fan
125242-01-741 Support-DC Fan
121568-05-700 Fan Kit-12 V. Double Sidewall
120075-20-702 Trim PC (Foam-Tape) Bottom, Black
121568-03-708 Handle/Flush-Top/LH-Lwr./RH
121568-01-708 Shelf-Wire
121569-08-703 Gas Valve-Solenoid, SN 9185699 & Up
120075-01-730 Retainer-Shelf, SN 926684 & Down
104137-06-709 Burner Asm., 5-Slot

Replacement Parts Only Norcold N821R & N821L

The following are piece parts only for 121569-03-01A Refrigerator, Large Double Door, Black, 2-Way N821R and 121569-04-01A Refrigerator, Large Double Door, Black, 2 Way, N821L

084880-01-718 Kit-Elect. Gas Valve/Burner Tube
084880-03-705 Bracket-Light, Int.
084880-03-706 Bulb-Lamp
104137-06-714 Burner Assembly, 5-Slot
104137-06-715 Electrode-Spark/Sensor, Sgl.
113737-01-750 Tube-Union

CONTINUED NEXT PAGE

NORCOLD N821R & N821L CONTINUED

- 120075-01-701 Hinge-Top RH/Bottom LH (Door)
- 120075-01-702 Cap (Hinge Plug)
- 120075-01-705 Hinge-Top LH/Bottom RH (Door)
- 120075-01-714 Plug-Hole
- 120075-01-720 Tray-Drip
- 120075-01-725 Cover-Crisper
- 120075-01-727 Pin-Hinge
- 120075-01-732 Plate-Strike
- 120075-01-735 Thermister w/Lamp & Wire Asm.
- 120075-01-736 Cooling Unit, Service Pack
- 120075-01-738 Cover-Power Board
- 120075-07-705 Trim-Side-Black
- 121568-01-707 Shelf-Wire, Short
- 121568-01-709 Crisper
- 121568-03-700 Retainer-Door Panel/Black
- 121568-03-701 Bushing-Hinge Pin/Gray
- 121568-03-702 Door Liner w/Trim/Black
- 121568-03-703 Handle Asm. Top/RH, Lwr./LH Blk.
- 121568-03-704 Travel Latch-Gray
- 121568-03-705 Storage Latch-Gray
- 121568-03-710 Hinge/Cabinet Top/RH-Lwr./LH
- 121568-03-713 Front Box/Decorative-Black
- 121568-03-714 Control Asm.-2-Way Black
- 121568-03-715 Hinge/Cabinet-Top/LH-Lwr./RH
- 121568-03-716 Cover-Hinge Holes
- 121568-03-717 Hole Plug-White
- 121568-03-719 Power Board-2-Way
- 120075-01-713 Trim-Top Piece
- 125242-02-710 Gas Valve/Bracket/Wires Comb.
- 121568-06-708 Burner/Orifice-Adapter Kit
- 120075-20-702 Trim PC (Foam/Tape Bottom, Black)
- 125242-02-708 Cover/Lamp Bracket



Dimensions: 59-7/8"H x 23-1/2"W x 24"D

**Norcold 683/682
Replacement Parts Only**

- 104137-01-01A Refrig. Large Dbl. Door 3-Way (Piece Parts Only)
- 104137-02-01A Refrig. Large Dbl. Door 2-Way 682 RH BL (Piece Parts Only)
- 104137-03-01A Refrig. Large Dbl. Door 2-Way 682 LH BL (Piece Parts Only)
- 075217-01-738 Switch Rocker 3-Pos., Black (Hum)
- 084880-01-718 Kit-Elect. Gas Valve/Burner Tube
- 084880-01-732 Latch

CONTINUED NEXT COLUMN

NORCOLD 683/682 REPLACEMENT PARTS CONTINUED

- 084880-01-753 Thermister, 78" w/o Clip
- 084880-01-761 End Cap, Spring Catch, Lower, Black
- 084880-03-706 Lamp, Bulb
- 104137-06-714 Burner, Horizontal
- 088248-01-707 Sensor Electrode, Horizontal
- 094039-01-700 PC Board, 3-Way Assy.
- 094039-01-704 Hinge Plate, Brown, RH
- 094039-01-710 Hinge Plate, Brown, RH Top LH Btm.
- 094039-01-717 Handle Asm., Black w/Cap & Spring
- 094039-04-700 PC Board, 2-Way
- 104137-06-718 Shelf-Tray, White w/Cutout
- 104137-06-704 Milk Bin, White
- 094039-04-702 Power Supply, 2-Way
- 125242-02-708 Cover/Lamp Bracket
- 121568-06-704 Heater-AC/300W/120VAC



Dimensions: 59-7/8"H x 23-1/2"W x 24"D

Norcold N841

- 120075-07-01A Refrig., Lg. Dbl. Dr. Blk., 2-Way, N841R (Shown) (Pce. Parts Only)
- 120075-08-01A Refrig., Lg. Dbl. Dr. Blk., 2-Way, N841L (Pce. Parts Only)
- 120075-09-01A Refrig., Lg. Dbl. Dr. Blk., 2-Way, N841RIM (Pce. Parts Only)
- 120075-10-01A Refrig., Lg. Dbl. Dr. Blk., 2-Way, N841LIM (Pce. Parts Only)
- 120075-01-701 Hinge-Top RH/Bottom LH (Door)
- 120075-01-702 Cap, (Hinge Plug)
- 120075-01-705 Hinge-Top LH/Bottom RH (Door)
- 120075-07-704 Door Bin-Large/Clear F/Waffled Door Liners Only
- 121568-01-700 Rail-Door Upper
- 121568-03-700 Retainer-Door Panel/Waffled/Black
- 121568-03-701 Bushing-Hinge Pin/Gray
- 121568-03-702 Door Liner-Upper/Waffled/Black
- 120075-07-701 Divider-Door Bin/Clear
- 121568-01-701 Bin-Door White, Waffled Liner
- 121568-01-704 Rail-Door, Lower
- 121568-03-703 Handle/Flush-Top/RH-Lwr/LH
- 121568-03-704 Travel Latch-Gray
- 121568-03-705 Storage Latch-Gray
- 120075-07-700 Door Bin-Small/Clear F/Waffled Door Liner
- 120075-07-702 Retainer-Door Panel/Waffled/Black
- 120075-07-703 Door Liner-Lwr/Waffled/Black
- 120075-07-711 Liner/Door-Lower, Smooth, Black
- 120075-25-707 Retainer-Lower Door Panel 8" w/Smooth Liner, Blk.
- 120075-25-700 Door Bin-Clear F/Smooth Door Liner
- 120075-12-701 Handle (Contour) Top RH/Btm. LH
- 120075-25-703 Hinge/Cab. 3-Point-Top/RH-Lwr/LH F/Panel Doors, Blk.

CONTINUED NEXT PAGE

APPLIANCES

NORCOLD N841 CONTINUED

121568-06-704 Heater-AC/300W/120VAC
 120075-25-705 Hinge/Cab. 3-Point-Top/RH-Lwr/LH F/Wrap Doors, Blk.
 120075-25-702 Hinge/Cab.-3-Point-Top/LH/Lwr/RH F/Panel Doors, Blk.
 120075-25-704 Hinge/Cab.-3 Point-Top/LH/Lwr/RH F/Wrap Doors, Blk.
 121568-03-708 Handle/Flush-Top/LH-Lwr/RH
 104137-06-718 Shelf-Tray-White w/Cutout
 104137-06-724 Ice Tray
 120075-01-714 Plug-Hole (Black)
 120075-01-720 Tray-Drip
 120075-01-721 Louver-Drip Tray
 120075-01-722 Shelf-Wire, Short
 120075-01-723 Shelf-Wire
 120075-01-724 Shelf-Wire, w/Cutout
 120075-01-725 Cover-Crisper
 125242-02-708 Cover/Lamp Bracket
 120075-01-727 Pin-Hinge
 120075-01-730 Retainer-Shelf (Ser. #926684 & Down)
 120075-01-732 Plate-Strike
 120075-07-705 Trim-Side, Black
 120075-07-706 Shelf-Wire F/Ice Maker Models
 120075-07-707 Control Box-Blk.
 120075-07-708 Crisper/Ice Bin
 121568-03-710 Hinge/Cabinet-Top/RH-Lwr/LH
 121568-03-715 Hinge/Cabinet-Top/LH-Lwr/RH
 121568-03-716 Cover-Hinge Holes
 121568-03-717 Hole Plug-White
 084880-03-705 Bracket-Light, Interior
 084880-03-706 Bulb-Lamp
 120075-01-735 Thermister w/Lamp & Wire Asm.
 120075-01-736 Cooling Unit, Service Pack
 084880-01-718 Kit-Gas Valve/Solenoid/Tube
 104137-06-714 Burner Assembly, 5-Slot
 104137-06-715 Electrode-Spark/Sensor, Single
 113737-01-750 Tube-Union
 120075-01-738 Cover-Power Board
 125242-02-710 Gas Valve/Brkt/Wires Comb.
 094039-07-706 Ice Maker w/o Plates
 120075-20-704 Kit-Power Board/EG2-2-Way
 120075-20-702 Trim Pc. (Foam/Tape) Btm. Black
 121568-06-708 Burner/Orifice-Adapter Kit



Norcold N841.3L

Dimensions 59-7/8"H x 23-1/2"W x 24"D, 7.5 cu. ft., 129 lbs

120075-11-01A Refrigerator-Lg Dbl. Door/LH, 3-Way, Black, Norcold N841.3L
 120075-01-701 Hinge-Top RH/Bottom LH (Door)
 120075-01-702 Cap (Hinge Plug)
 120075-01-705 Hinge-Top LH/Bottom RH (Door)
 120075-07-700 Door Bin-Small, Clear
 121568-01-700 Rail-Door Upper
 121568-03-700 Retainer-Door Panel, Black
 121568-03-701 Bushing-Hinge Pin, Gray
 121568-03-702 Door Liner-w/Trim, Black
 121568-03-703 Handle/Flush-Top/RH-Lwr/LH
 121568-03-704 Travel Latch, Gray
 121568-03-705 Storage Latch, Gray
 120075-07-702 Retainer-Door Panel, Black
 120075-07-703 Door Liner, Black
 120075-07-704 Door Bin-Large, Clear
 121568-03-708 Handle/Flush-Top/LH Lwr/RH
 104137-06-718 Shelf-Tray, White, w/Cutout
 104137-06-724 Ice Tray
 120075-01-714 Plug-Hole (Black)
 120075-01-720 Tray-Drip
 120075-01-721 Louver-Drip Tray
 120075-01-722 Shelf-Wire, Short
 120075-01-723 Shelf-Wire
 120075-01-724 Shelf-Wire, w/Cutout
 120075-01-725 Cover-Crisper
 120075-01-727 Pin-Hinge
 120075-01-730 Retainer-Shelf (Ser.#926684 & Down)
 120075-01-732 Plate-Strike
 121568-03-710 Hinge/Cabinet-Top/RH, Lwr./LH
 121568-03-715 Hinge/Cabinet-Top/LH, Lwr./RH
 121568-03-716 Cover-Hinge Holes
 121568-03-717 Hole-Plug, White
 084880-03-705 Bracket-Light, Interior
 084880-03-706 Bulb-Lamp
 120075-01-735 Thermister w/Lamp & Wire Asm.
 120075-01-736 Cooling Unit, Service Pack
 084880-01-718 Kit-Gas Valve, Solenoid, Tube
 104137-06-714 Burner Assembly, 5-Slot
 104137-06-715 Electrode-Spark, Sensor, Sgl.
 120075-20-702 Trim PC (Foam/Tape), Bottom Black
 113737-01-750 Tube-Union
 120075-01-738 Cover-Power Board
 120075-07-701 Divider-Door Bin/Clear
 120075-01-713 Trim-Top Piece
 121568-06-708 Burner/Orifice-Adapter Kit



Dimensions:
59-7/8"H x 23-1/2"W x 24"D
(Pce. Parts Only)

Norcold N842R, N842IMR & N841IMR

- 120075-12-01A Refrig. Lg. Dbl. Dr., RH BL 2-Way Handle, N842R (Pce. Parts Only)
- 120075-13-01A Refrig. Lg. Dbl. Dr., 2-Way N842IMR, Flush Handle (Shown) (Pce. Parts Only)
- 120075-14-01A Refrig. Lg. Dbl. Dr., Black, 2-Way, N842LF, Flush Handle (Pce. Parts Only)
- 120075-15-01A Refrig. Lg. Dbl. Dr., Black, LH, N842LF, Flush Handle (Pce. Parts Only)
- 104137-06-718 Shelf-Tray, White, w/Cutout
- 104137-06-724 Ice Tray
- 120075-01-714 Plug-Hole
- 120075-01-720 Tray-Drip
- 120075-01-723 Shelf-Wire
- 120075-01-724 Shelf-Wire, w/Cutout
- 120075-01-725 Cover-Crisper
- 120075-01-727 Pin-Hinge
- 120075-01-732 Plate-Strike
- 120075-07-705 Trim-Side, Black
- 120075-07-706 Shelf-Wire/Freezer
- 120075-07-707 Control Box-Black
- 120075-07-708 Crisper/Ice Bin
- 121568-03-701 Bushing-Hinge Pin, Gray
- 120075-01-713 Trim-Top Piece
- 121568-03-710 Hinge/Cabinet-Top/RH, Lwr./LH
- 121568-03-713 Front Box/Decorative, Black
- 121568-03-715 Hinge/Cabinet-Top/LH, Lwr./RH
- 121568-03-716 Cover-Hinge Holes
- 121568-03-717 Hole Plug, White
- 121568-03-702 Door Liner, w/Trim, Black
- 121568-03-705 Storage Latch, Gray
- 121568-06-708 Burner/Orifice, Adapter Kit
- 084880-03-705 Bracket-Light, Interior
- 120075-20-702 Trim PC (Foam/Tape), Bottom Black
- 084880-03-706 Bulb-Lamp
- 120075-01-735 Thermister w/Lamp & Wire Asm.
- 120075-01-736 Cooling Unit, Service Pack
- 084880-01-718 Kit-Elec. Gas Valve/Burner Tube
- 104137-06-714 Burner Assembly, 5 Slot
- 113737-01-750 Tube-Union
- 120075-01-738 Cover-Power Board, f/Ser. #9044283 & Down
- 120075-01-701 Hinge-Top RH/Bottom LH (Door)

CONTINUED NEXT COLUMN

- 120075-01-705 Hinge-Top LH/Bottom RH (Door)
- 120075-07-700 Door Bin, Clear
- 120075-07-701 Divider/Door Bin, Clear
- 120075-12-700 Handle (Contour) Top LH/Btm. RH
- 121568-01-700 Rail-Door Upper
- 121568-03-700 Retainer-Door Panel, Black
- 121568-03-704 Travel-Latch, Gray
- 120075-01-701 Hinge-Top RH/Bottom LH (Door)
- 120075-01-705 Hinge-Top LH/Bottom RH (Door)
- 120075-07-700 Door Bin, Clear
- 120075-07-702 Retainer-Door Panel, Black
- 120075-07-703 Door Liner, Black
- 120075-12-701 Handle (Contour) Top RH/Btm. LH
- 121568-01-704 Rail-Door Lower
- 121568-05-700 Fan-12 Volt Kit
- 121568-03-703 Handle/Flush Top/RH Lwr., LH Btm.
- 121568-03-708 Handle/Flush Top/LH Lwr., RH Btm.
- 125242-01-735 Switch-Door Light (Up to Ser. #1204742)
- 125242-01-768 Switch-Door Light (Ser. #1204743 & Up)
- 094039-07-706 Ice Maker w/o Plates
- 120075-01-717 Shelf-Freezer, Wire
- 125242-02-708 Cover/Lamp Bracket
- 121569-08-703 Gas Valve, Solenoid, f/Ser. #9185699 & Up
- 120075-20-704 Kit-Power Board/EG2-2 Way
- 125242-02-720 Retainer/Shelf f/Ser. #926964 & Up
- 120075-01-730 Retainer-Shelf f/Ser. #926684 & Down
- 121569-08-702 Cover-Power Board f/Ser. #9044284 & Up
- 121569-08-701 Base - Power Board f/Ser. #9044284 & Up
- 121568-06-709 Board-Power, f/Ser. #9044284 & Up
- 120075-01-740 Base-Power, f/Ser. #9044283 & Down
- 125242-02-710 Gas Valve/Brkt./Wires Comb. f/Ser. #9185698 & Down



Dimensions:
59-7/8"H x 23-1/2"W x 24"D
7.5 cu. ft. 129 lbs.

Norcold N842IMSSR

- 120075-16-01A Refrigerator-Large Dbl. SST Door/RH/Raised Handle Norcold N842IMSSR
- 120075-17-01A Refrigerator-Large Dbl. SST Door/LH/Raised Handle Norcold N842IMSSL
- 120075-18-01A Refrigerator-Large Dbl. SST Door/RH w/Fan-Raised Handle Norcold N842IMSSF
- 120075-19-01A Refrigerator-Large Dbl. SST Door/LH w/Fan-Raised Handle Norcold N842IMSSF
- 120075-20-01A Refrigerator-Large Dbl. Door-2-Way/RH/Icemaker/Flush Handle Black, Norcold N842IMFR
- 121568-03-712 Shelf-Wire, Non-Ice Maker-Middle
- 104137-06-718 Shelf-Tray, White, w/Cutout
- 104137-06-724 Ice Tray
- 120075-01-714 Plug-Hole (Black)

CONTINUED NEXT PAGE

APPLIANCES

NORCOLD N842IMSSR CONTINUED

120075-01-722 Shelf-Wire, Short
120075-01-723 Shelf-Wire
120075-01-725 Cover-Crisper
120075-01-727 Pin Hinge
120075-01-730 Retainer-Shelf
120075-01-732 Plate-Strike
120075-07-705 Trim-Side, Black
120075-07-706 Shelf-Wire f/Icemaker Models
120075-07-707 Control Box-Black
120075-07-708 Crisper/Ice Bin
120075-20-700 Trim/Top Asm. w/Inserts-Black
120075-20-702 Trim Pce. (Foam/Tape) Btm. Black
121568-03-701 Bushing-Hinge Pin/Gray
121568-03-710 Hinge/Cabinet-Top/RH-Lwr/LH
121568-03-703 Handle/Flush-Top/RH, Lwr/LH
121568-03-715 Hinge/Cabinet-Top/LH-Lwr/RH
121568-03-716 Cover-Hinge Holes
121568-06-703 Hole Plug-White
125242-02-720 Retainer/Shelf (Ser. #926685 Up)
084880-03-705 Bracket-Light, Interior
084880-03-706 Bulb-Lamp
120075-01-735 Thermister w/Lamp & Wire/Asm.
125242-02-708 Cover/Lamp Bracket
120075-01-736 Cooling Unit, Service Pack
121568-06-704 Heater-AC/300 w/120 VAC
104137-06-715 Electrode-Spark/Sensor, Sgl.
120075-01-738 Cover-Power Board
120075-20-704 Kit-Power Board/EG2-2-Way
120075-20-705 Tube/Burner N8/N6
121568-06-706 Gas Valve-Combo/Wrench Flat
121568-06-708 Burner/Orifice-Adapter Kit
125242-02-709 Wire/White/9"/Gas Valve
125242-02-710 Gas Valve/Brkt./Wires Comb.
094039-07-706 Icemaker w/o Plates
120075-03-701 Valve Asm., Water w/ Bracket
120075-03-703 Arm-Shut Off
113737-01-754 Thermostat
125242-01-729 Fan-External DC
125242-01-730 Bracket-DC Fan
120075-01-701 Hinge-Top RH/Bottom LH (Door)
120075-01-702 Cap. (Hinge Plug)
120075-01-705 Hinge-Top LH/Bottom RH (Door)
120075-07-700 Door Bin-Clear
120075-07-701 Divider/Door Bin Clear
120075-12-700 Handle (Contour) Top LH/Btm. RH
121568-03-702 Door Liner w/Trim, Black
121568-03-705 Storage Latch-Gray
120075-07-700 Door Bin-Clear
120075-07-702 Retainer-Door Panel/Black
120075-07-703 Door Liner Black
120075-12-701 Handle (Contour) Top RH/Btm. LH
120075-16-700 Liner/Door, Upper Wrapped, SST, Waffled
120075-16-701 Liner/Door, Lower Wrapped, SST, Waffled
121568-03-703 Handle/Flush-Top/RH-Lwr./LH
120075-01-720 Tray-Drip
120075-01-724 Shelf-Wire, w/Cutout
120075-16-702 Liner/Door, Upper, Wrapped, SST, Smooth
120075-16-703 Liner/Door, Lower, Wrapped, SST, Smooth
121568-01-701 Bin-Door, White
121568-01-704 Rail-Door, Lower
120075-07-704 Door Bin/Lg., Clear
121568-03-700 Retainer-Upr. Door Panel, Smooth Liner, Black
120075-25-706 Retainer-Lwr. Door Panel, Smooth Liner, Black
120075-25-709 Bin-Wire
120075-25-708 Retainer-Upper Door Panel w/Smooth Liner, Black
121568-03-706 Retainer-Lower Door Panel, Black
120075-25-704 Hinge/Cabinet, 3-Point-Top/LH-Lwr./RH f/Wrap Doors, Blk.
120075-25-705 Hinge/Cabinet, 3-Point-Top/RH-Lwr./LH f/Wrap Doors, Blk.
120075-25-700 Door Bin, Clear
120075-25-712 Control Asm. f/Ser. #9044284 & Up
120075-07-707 Control Asm. f/Ser. #9044283 & Down
121568-06-709 Board/Power, N611, N822F/1201
121569-08-703 Gas Valve-Solenoid f/Ser. #9185699 & Up

Norcold N842SSR

(Not Shown)

120075-21-01A Refrig., Lge. Dbl. SST Door/RH/Raised Handle, Norcold N842SSR (Pce. Parts Only)
120075-01-702 Cap (Hinge Plug)
120075-07-700 Door Bin- Small, Clear
120075-16-700 Liner/Door-Upper Wrapped SS
121568-03-701 Bushing-Hinge Pin, Gray
121568-03-705 Storage Latch, Gray
120075-01-701 Hinge-Top RH/Bottom LH (Door)
120075-01-705 Hinge-Top LH/Bottom RH (Door)
120075-16-700 Liner/Door-Lwr. Wrapped SS
121568-03-701 Bushing-Hinge Pin, Gray
121568-03-703 Handle/Flush-Top/RH-Lwr/LH
121568-03-705 Storage Latch, Gray
104137-06-718 Shelf-Tray, White, w/Cutout
104137-06-724 Ice Tray
120075-01-714 Plug-Hole (Black)
120075-07-701 Divider/Door Bin, Clear
120075-01-722 Shelf-Wire, Short
120075-01-723 Shelf-Wire
120075-01-724 Shelf-Wire, w/Cutout
120075-01-725 Cover-Crisper
120075-01-727 Pin-Hinge
120075-01-730 Retainer-Shelf (Ser. #926963 Down)
120075-01-732 Plate-Strike
120075-07-705 Trim-Side, Black
120075-07-707 Control Box, Black
120075-07-708 Crisper/Ice Bin
120075-20-700 Trim/Top Asm. w/Inserts, Black
120075-20-702 Trim PC (Foam/Tape) Btm., Black
121568-03-710 Hinge/Cabinet-Top/RH, Lwr./LH
121568-03-712 Shelf-Wire Non-Ice Maker, Mdl.
121568-03-713 Front Box/Decorative, Black
121568-03-715 Hinge/Cabinet-Top/LH, Lwr./RH
121568-03-716 Cover-Hinge Holes
121568-06-703 Hole Plug, White
125242-02-720 Retainer/Shelf (Ser. #926685 & Up)
084880-03-705 Bracket-Light, Interior
084880-03-706 Bulb-Lamp
120075-01-735 Thermister w/Lamp & Wire Asm.
125242-02-708 Cover/Lamp Bracket
120075-01-736 Cooling Unit, Service Pack
121568-06-704 Heater-AC/300 W/120 VAC
104137-06-715 Electrode-Spark/Sensor, Sgl.
120075-01-738 Cover-Power Board
120075-20-704 Kit-Power Board/EG2-2 Way
120075-20-705 Tube/Burner-N8/N6
121568-06-706 Gas Valve-Combo/Wrench Flat
121568-06-708 Burner/Orifice-Adapter Kit
125242-02-709 Wire/White/9"/Gas Valve
125242-02-710 Gas Valve/Brkt./Wires Comb.
121568-06-709 Board/Power
120075-01-740 Base-Power Board
121569-08-701 Base-Power Board
121569-08-702 Cover-Power Board
121569-08-703 Gas Valve-Solenoid



**Replacement Parts Only
Norcold 1200 LRIM**

The following part numbers are replacement parts only for 125242-01-01A Refrigerator, 4-door w/Ice Maker, Flush Handle, Norcold 1200 LRIM.

- 113737-01-754 Thermostat (Fan 12V DC)
- 125242-01-729 Fan-External DC
- 125242-01-730 Bracket-DC Fan
- 125242-01-732 Heater AC-225W/110 VAC
- 125242-01-739 Base-Burner Box
- 125242-01-740 Cover-Burner Box
- 125242-01-741 Support-DC Fan
- 125242-01-746 Cooling Unit-1200, Ser.#8835498 & Below
- 104137-06-715 Electrode-Spark/Sensor, Sgl.
- 120075-01-738 Cover-Power Board
- 120075-01-740 Cover-Base, Power Board
- 125242-01-753 Kit-Gas Valve/Solenoid/Tube
- 125242-01-719 Retainer-Upper Panel
- 125242-01-754 Door-Comp/Upper-LH, w/White Gasket
- 125242-01-755 Door-Comp/Upper-LH, w/Gray Gasket
- 120075-01-711 Door Handle-Upper-RH/Lwr. LH
- 125242-01-719 Retainer-Upper Panel
- 125242-01-756 Door-Comp./Upper-RH w/Wht. Gasket
- 125242-01-757 Door-Comp/Upper-RH w/Gray Gasket
- 125242-01-763 Liner/Foamed-Upper/RH, White
- 125242-01-718 Retainer-Lower Panel
- 125242-01-761 Door-Comp./Lwr.-LH w/Gray Gasket
- 125242-01-765 Liner/Foamed-Lower-LH, White
- 125242-01-758 Door-Comp/Lwr.-RH w/Wht. Gasket
- 125242-01-764 Liner/Foamed-Lower/RH, White
- 125242-01-722 Trim-Corner
- 125242-01-723 Trim-Horizontal-Frt. Snap On
- 125242-01-724 Trim-Lt/Rt. Frt. Vertical Snap On
- 125242-01-725 Shelf-Freezer (Wire)
- 125242-01-727 Shelf-Wire (Short)
- 125242-01-728 Cap-Screw, White
- 125242-01-733 Divider-Bottle Crisper
- 125242-01-734 Crisper/Bottle Bin
- 125242-01-735 Switch-Door Light
- 125242-01-750 Clip
- 125242-01-771 Door-Comp./Lwr. LH w/Wht. Gasket
- 125242-01-766 Trim-Lt/Rt Hand-Screw On
- 125242-01-767 Kit-Install (U-Trim Pcs.) Hardware
- 125242-01-768 Switch-Door Light

CONTINUED NEXT COLUMN

REPLACEMENT PARTS ONLY NORCOLD 1200LRIM CONTINUED

- 125242-02-720 Retainer/Shelf (Ser. #926685 & Up)
- 125242-02-730 Trim-Top/Bottom-Screw On
- 125242-02-741 Strip-Freezer, Black
- 084880-03-705 Bracket-Light, Interior
- 084880-03-706 Bulb-Lamp
- 120075-01-735 Thermister w/Lamp & Wire Asm.
- 125242-02-706 Lamp/Wire Asm./Ser. #849677 & Up
- 125242-02-707 Lamp/Wire Asm./Ser. #849677 & Down
- 094039-07-706 Ice Maker w/o Plates
- 120075-03-701 Valve Asm., Water, w/Bracket
- 120075-03-702 Nut/Compression-Fitting
- 120075-03-703 Arm-Shut Off
- 125242-01-716 Ice Bin
- 125242-03-704 Door Bin Shelf
- 125242-02-731 Power Board Kit-Ser. #832172 & Up
- 125242-02-734 Liner-Foamed, Upper/LH, Blk.
- 125242-02-727 Flapper/DbL. Pole, Ser. #540295 to 1291390
- 125242-02-740 Flapper/DbL. Pole, Ser. #1291391
- 120075-01-714 Plug-Hole, Black
- 125242-02-715 Power Board-Ser. #832171 & Down
- 125242-02-743 Burner Orifice Adapter Asm.
- 125242-01-772 Coding Unit-Ser.# 8835499 & Up



52.8"H x 23.5"W x 24"D

**Replacement Parts Only
Norcold N621R, N621L & N621LF**

The following are piece parts only for 121568-03-01A Refrig., Small, Dbl. Door, Black-2 Way, N621R,

121568-04-01A Refrig., Small, Dbl. Door, Blk,

2-Way, N621L, and 121568-05-01A Refrig.,

Small, Dbl. Door. LH, 2 Way, N621LF.

- 121568-03-01A Refrigerator - Small, Dbl. Door, Blk. 2-Way, N621R (Pce. Parts)
- 121568-04-01A Refrigerator - Small Dbl. Door, Blk. 2-Way N621L (Pce. Parts)
- 121568-05-01A Refrigerator - Small Dbl. Door, LH 2-Way N621LF
- 120075-01-701 Hinge-Top RH/Bottom LH (Door)
- 120075-01-705 Hinge-Top LH/Bottom RH (Door)
- 121568-03-700 Retainer-Door Panel/Black
- 121568-03-702 Door Liner-w/Trim/Black
- 121568-03-703 Handle-Flush-Top RH/Lower LH
- 121568-03-704 Travel Latch - Gray
- 121568-03-705 Storage Latch - Gray

CONTINUED NEXT PAGE

APPLIANCES

REPLACEMENT PARTS ONLY NORCOLD N621R, N621L & N621LF CONTINUED

121568-03-706 Retainer-Door Panel/Black
121568-03-708 Handle-Flush-Top LH/Lower RH
121568-01-701 Bin-Door - White
121568-01-704 Rail-Door Lower
121568-03-701 Bushing-Hinge Pin/Gray
121568-03-707 Door Liner w/Black Trim
120075-01-714 Plug-Hole
120075-01-720 Tray-Drip
120075-01-725 Cover-Crisper
120075-01-727 Pin-Hinge
120075-01-732 Plate-Strike
121568-01-707 Shelf-Wire, Short
121568-01-709 Crisper
121568-03-710 Hinge-Cabinet-Top RH/Lower LH
121568-03-711 Trim-Side/Black
121568-03-713 Front Box/Decorative-Black
121568-03-714 Control Asm.-2-Way Black
121568-03-715 Hinge-Cabinet/Top LH/Lower RH
121568-03-716 Cover-Hinge Holes
120075-20-702 Trim PC (Foam/Tape) Btm., Blk
121568-03-717 Hole Plug-White
084880-03-705 Bracket-Light, Interior
084880-03-706 Bulb-Lamp
120075-01-735 Thermister w/Lamp & Wire/Asm.
120076-01-704 Cooling Unit, Service Pack
084880-01-718 Kit-Elect. Gas Valve/Burner Tube
104137-06-714 Burner Assembly, 5-Slot
104137-06-715 Electrode-Spark/Sensor, Sgl.
113737-01-750 Tube-Union
120075-01-738 Cover-Power Board
121568-03-719 Power-Board-2-Way
120075-01-713 Trim-Top Piece
125242-02-708 Cover/Lamp Bracket
125242-02-710 Gas Valve/Bracket/Wires Combo
120075-07-713 Liner/Door-Smooth, Lower
120075-12-701 Handle (Contour) Top RH Door, Swing/Btm. LH Door Swing
120075-12-700 Handle (Contour) Top LH/Btm. RH
121568-06-704 Heater-AC/300 W/120 VAC

Norcold 1211IMWPM

* Contact Parts Admin. Before Ordering

125242-05-02A Refrigerator, 4-Door w/Icemaker, Titanium SST Norcold
1211IMWPM
125242-02-701 Handle (Contour) Top RH, Lwr. LH
125242-05-700 Liner-Door/Upper RH/Wrp. Wpm.
125242-05-702 Liner-Door/Upper LH/Wrp. Wpm.
125242-02-700 Handle (Contour) Top LH, Btm. RH
125242-02-722 Latch-Storage Door/Blk. Pointed
125242-05-701 Bin-Door Shelf
125242-05-703 Liner-Door/Lower RH/Wrp. Wpm.
125242-05-704 Liner-Door/Lower LH/Wrp. Wpm.
125242-05-705 Flapper Asm.
084880-03-705 Bracket-Light, Interior
084880-03-706 Bulb-Lamp
120075-01-714 Plug-Hole (Black)
125242-01-706 Cover-Crisper
125242-01-712 Drip Tray
125242-01-725 Shelf-Freezer (Wire)
125242-01-727 Shelf-Wire (Short)
125242-01-766 Trim-Lt/Rt Hand-Screw On
125242-01-767 Kit-Install (U Trim Pcs.) Hdwe.
125242-01-768 Switch-Door Light
125242-02-706 Lamp/Wire Asm./Ser. #849677 & Up
125242-02-708 Cover/Lamp Bracket
125242-02-720 Retainer/Shelf Ser. #926685 & Up
125242-02-741 Strip-Freezer, Black
125242-03-706 Probe-Contact/Large
125242-03-715 Hinge Pin/Upper-Wrapped Doors
125242-05-706 Control Asm. - Optical

CONTINUED NEXT COLUMN

NORCOLD 1211IMWPM CONTINUED

125242-05-707 Hinge-Outer/Upper RH/Lwr. LH
125242-05-708 Hinge-Inner/Upper RH/Lwr. LH
125242-05-709 Hinge-Inner/Upper LH/Lwr. RH
125242-05-710 Cover-Hinge
125242-05-711 Hinge-Outer/Upper LH/Lwr. RH
125242-05-713 Fins
125242-05-715 Plate/Strike, Black
125242-05-716 Box/Front, Dummy
125242-05-717 Bin-Bottle/Crisper
125242-05-718 Divider-Bottle/Crisper
125242-05-725 Plate f/Dummy Box
113737-01-754 Thermostat (Fan 12V DC)
125242-01-732 Heater AC-225W/110 VAC
125242-01-739 Base-Burner Box
125242-01-740 Cover-Burner Box
125242-01-772 Cooling Unit-1200, Ser. #8835499 & Up
125242-05-721 Bracket-DC Fan, Ser. #9144576 & Up
125242-05-722 Fan-External DC, Ser. #9144576 & Up
104137-06-715 Electrode-Spark/Sensor, Sgl.
121568-06-709 Board/Power, N611/N822F
121569-07-700 Cord-AC Power
121569-08-701 Base-Power Board
121569-08-702 Cover-Power Board
121569-08-703 Gas Valve-Solenoid
125242-02-709 Wire/White/9"/Gas Valve
125242-02-743 Burner Orifice Adapter Assy.
125242-05-723 Burner Tube
094039-07-706 Ice Maker w/o Plates
094039-07-707 Garden Hose Adapter w/Brass Nut
094039-07-708 Nut-Compression
120075-03-701 Water Valve w/Bracket
120075-03-703 Arm-Shut Off
120075-03-706 Fitting Water Line
120075-09-703 Thermostat
125242-01-716 Ice Bin
125242-01-737 Bracket-Mounting (Ice Maker)
125242-05-724 Water Tube/Heater Asm.
125242-01-730 Bracket-DC Fan (Ser. #914575 & Below)
125242-05-730 Flapper Replace Serv. Kit
125242-05-727 Switch-Thermal w/Wiring, S.N. 8981138 & Lwr.
125242-05-728 Switch-Thermal w/Wiring, S.N. 8981139 to 9767070 Only
125242-05-729 Switch-Thermal w/Wiring, S.N. 9767071 & Up Only

Replacement Parts Only Norcold 6182

*The following part numbers are replacement parts only for
104137-06-01A Refrigerator, Large Dbl. Door, 2-Way 6182 RH;
104137-07-01A Refrigerator, Large Dbl. Door, 2-Way 6182 LH.*

075217-01-738 3 Pos. Rocker Switch Humidity, Black
084880-01-720 Spring, For Door Handle
084880-01-732 Latch Door
084880-01-761 End Cap, Spring Catch-Lower, Black
084880-03-702 Hinge Pin Top/Btm. Female
094039-01-704 Hinge Plate, Blk., LH
094039-01-710 Hinge Plate, Blk., RH Top, LH Btm.
104137-06-713 Orifice Gasket
104137-06-714 Burner Assembly 5-Slot
104137-06-715 Spark/Sensor Electrode, Sgl.
094039-01-717 Handle Asm., Blk. w/Cap & Spring
094039-04-700 PC Board 2-Way
094039-04-702 Power Supply 2-Way
104137-02-700 Ignition Module
104137-06-702 Rack-Juice, White
104137-06-703 Bin, Door Shelf, White
104137-06-704 Bin-Milk, White
104137-06-707 Crisper, White
104137-08-01A Light Kit, Refrig.
104137-06-730 Shelf, Bottom, w/Cutout
103251-02-01A Insert-Acrylic Black 19.53 x 16.06
103251-04-01A Insert-Acrylic Black 19.53 x 39.20
084880-01-753 Thermister-78" w/o Clip



Replacement Parts Only Norcold 1201 LRIM

The following part numbers are replacement parts only for
125242-02-01A Refrigerator.

125242-02-01A Refrigerator-4-Door w/Ice Handle (Pce. Pts. Only)
 125242-01-719 Retainer-Upper Panel
 125242-02-716 Guide Asm. Lower (Ser. #540294 & Down)
 125242-02-717 Guide Asm. Lower (Ser. #540295 & Up)
 113737-01-754 Thermostat (Fan 12V DC)
 125242-01-729 Fan-External DC
 125242-01-730 Bracket-DC Fan
 125242-01-732 Heater AC-225 W/110 VAC
 125242-01-739 Base-Burner Box
 125242-01-740 Cover-Burner Box
 125242-01-741 Support-DC Fan
 125242-01-746 Cooling Unit-1200 f/Ser. #8835498 & Below
 104137-06-715 Electrode-Spark/Sensor, Sgl.
 120075-01-738 Cover-Power Board
 125242-01-753 Kit-Gas Valve/Solenoid/Tube
 113737-01-701 Bushing-Hinge
 120075-01-708 Bushing-Door Hinge
 125242-02-742 Kit/Control Assy./Pwr. Board
 125242-01-705 Control Asm. Ser. #832171 & Down
 125242-05-722 Fan-Ext. DC, Ser. #914576 & Up
 125242-01-762 Liner/Foamed-Upper/LH, White
 125242-02-700 Handle (Contour) Top LH/Btm. RH
 125242-02-722 Latch-Storage Dr/Blk. Pointed
 125242-02-724 Hinge-Door
 125242-02-725 Door Asm.-Upper LH, White Gasket
 125242-02-734 Liner/Foamed-Upper LH, Black
 125242-02-735 Door Asm.-Upper LH, Black Gasket
 125242-03-704 Bin-Door Shelf
 125242-01-704 Bushing-Hinge Middle
 125242-01-763 Liner/Foamed-Upper RH, White
 125242-02-721 Door Asm. Upper RH, White Gasket
 125242-02-733 Liner/Foamed-Upper RH, Blk. Gasket
 125242-01-765 Liner/Foamed-Lower LH, White
 125242-02-701 Handle (Contour) Top RH, Lwr. LH
 120075-01-714 Plug-Hole (Black)
 120075-01-727 Pin-Hinge
 120075-01-730 Retainer-Shelf (Ser. #926684 & Down)
 125242-01-706 Cover-Crisper
 125242-01-714 Hinge-Top LH/Bottom RH
 125242-01-722 Trim-Corner
 125242-01-723 Trim-Horizontal-Frt. Snap On

CONTINUED NEXT COLUMN

REPLACEMENT PARTS ONLY NORCOLD 1201 LRIM CONTINUED

125242-01-724 Trim-Lt./Rt. Frt Vertical Snap On
 125242-01-725 Shelf-Freezer (Wire)
 125242-01-727 Shelf-Wire (Short)
 125242-01-728 Cap-Screw, White
 125242-01-733 Divider-Bottle Crisper
 125242-01-734 Crisper/Bottle Bin
 125242-01-735 Switch-Door Light
 125242-01-750 Clip
 125242-01-752 Block-Guide-Lower
 125242-01-766 Trim-Lt./Rt. Hand-Screw On
 125242-01-767 Kit-Install (U-Trim Pcs.) Hardware
 125242-01-768 Switch-Door Light
 125242-02-720 Retainer/Shelf (Ser.# 926685 & Up)
 125242-02-730 Trim-Top/Bottom-Screw On
 125242-02-741 Strip-Freezer, Black
 084880-03-705 Bracket-Light, Interior
 084880-03-706 Bulb-Lamp
 120075-01-735 Thermister w/Lamp & Wire Asm.
 125242-02-706 Lamp/Wire Asm. (Ser.# 849677 & Up)
 125242-02-707 Lamp/Wire Asm. (Ser.# 849677 & Down)
 094039-07-706 Ice Maker w/o Plates
 094039-07-707 Garden Hose Adapter w/Brass Nut
 094039-07-708 Nut-Compression
 120075-03-701 Valve Asm., Water, w/Bracket
 120075-03-702 Nut/Compression Fitting
 120075-03-703 Arm-Shut Off
 125242-01-716 Ice Bin
 125242-01-725 Shelf-Freezer (Wire)
 125242-02-726 Door Asm. Lower LH/White Gasket
 125242-02-727 Flapper/Dbl. Pole (Ser.#540295 to 1291390)
 125242-02-738 Door Asm.-Lower LH/Black Gasket
 125242-02-739 Liner/Foamed. Lower LH, Black
 125242-02-740 Flapper/Double Pole, Ser.# 1291391
 125242-03-706 Probe Contact/Large
 125242-01-764 Liner/Foamed-Lower/RH, White
 125242-02-728 Retainer/Panel, Lower
 125242-02-729 Door Asm.-Lower RH/White Gasket
 125242-02-736 Door Asm.-Lower RH/Black Gasket
 125242-02-737 Liner/Foamed-Lower/RH, Black
 125242-02-718 Guide Asm. (Ser. #540294 & Down)
 125242-02-731 Power Board Kit (Ser. #832172 & Up)
 125242-02-719 Guide Asm., Upper (Ser. #540295 & Up)
 125242-05-721 Bracket-DC Fan, Ser #914576 & Up
 121568-06-709 Board/Power
 125242-02-742 Kit/Control Asm./Pwr. Board
 125242-03-712 Control-Opt./Gray Ser. #832172 & Up
 125242-03-731 Control/Opt./Ser. #8981139 & Up
 125242-02-715 Power Board Ser. #832171 & Down
 125242-02-743 Burner Orifice Adapter Asm.
 125242-01-772 Cooling Unit-1200-Ser. #8835499 & Up

APPLIANCES

Norcold Refrigerator - 1201LRIMSS

(Not Shown)

***Contact Parts Admin. Before Ordering**

125242-03-01A Refrig.-4 Door w/Ice Handle, SST
1201LRIMSS
125242-02-742 Kit/Control Asm./Power Board
084880-03-705 Bracket-Light, Interior
084880-03-706 Bulb-Lamp
120075-01-735 Thermister w/Lamp & Wire Asm.
125242-02-706 Lamp/Wire Asm., Ser.# 849677 & Up
125242-02-707 Lamp/Wire Asm., Ser.#849677 & Down
094039-07-706 Ice Maker w/o Plates
094039-07-707 Garden Hose Adapter w/Brass Nut
094039-07-708 Nut-Compression
120075-03-701 Valve Asm., Water w/Bracket
120075-03-702 Nut/Compression Fitting
120075-03-703 Arm-Shut Off
125242-01-716 Ice Bin
125242-01-725 Shelf-Freezer (Wire)
113737-01-754 Thermostat (Fan 12V DC)
125242-01-729 Fan-External DC
125242-01-730 Bracket-DC Fan
125242-01-732 Heater AC-225 W/110 VAC
125242-01-741 Support-DC Fan
125242-01-746 Cooling Unit-1200. f/Ser. #8835498
104137-06-715 Electrode-Spark/Sensor, Sgl.
120075-01-738 Cover-Power Board
120075-01-740 Cover-Base, Power Board
121568-01-713 Kit-Gas Valve/Burner Tube
121568-06-706 Gas Valve-Combo/Wrench Flat
125242-01-739 Base-Burner Box
125242-01-740 Cover-Burner Box
125242-02-709 Wire/White, 9" Gas Valve
125242-02-711 Burner Tube
125242-02-731 Power Board Kit, Ser.# 832172 & Up
125242-01-704 Bushing-Hinge, Middle
125242-02-700 Handle (Contour) Top LH/Btm. RH
125242-02-722 Latch-Storage Dr./Blk. Pointed
125242-02-724 Hinge-Door
125242-03-704 Bin-Door Shelf
125242-01-704 Bushing-Hinge, Middle
125242-02-701 Handle (Contour) Top RH, Lwr LH
125242-02-728 Retainer/Panel-Lower
125242-03-706 Probe-Contact/Large
120075-01-708 Bushing-Door Hinge
120075-01-714 Plug-Hole, Black
120075-01-730 Retainer-Shelf (Ser.# 926684 & Down)
125242-01-706 Cover-Crisper
125242-01-721 Strike Plate
125242-01-727 Shelf-Wire (Short)
125242-01-733 Divider-Bottle Crisper
125242-01-734 Crisper/Bottle Bin
125242-01-735 Switch-Door Light
125242-01-750 Clip
125242-01-766 Trim-Lt/Rt Hand-Screw On
125242-02-720 Retainer/Shelf (Ser.# 926685 & Up)
125242-02-730 Trim-Top/Bottom-Screw On
125242-02-741 Strip-Freezer, Black
125242-03-711 Hinge-Upper RH/Lwr. Wrap/Drs
125242-03-712 Control-Opt./Gray (Ser.# 832172 & Up)
125242-03-713 Guide Block/Flapper/Btm., Black
125242-03-714 Guide-Flapper/Top, Black
125242-03-717 Liner-Foamed/Upper/LH, Wrapped, SST
125242-03-719 Liner-Foamed/Upper/RH, Wrapped SST
125242-03-718 Liner-Foamed/Lwr. LH, Wrapped, SST w/Flapper
125242-03-709 Liner-Foamed/Lwr. RH Wrapped SST
125242-02-743 Burner Orifice Adapter Asm.
125242-03-715 Hinge Pin/Upper Wrapped Doors
125242-05-722 Fan-Ext. DC-Ser. #914576 & Up
125242-03-716 Hinge-Top LH/Wrapped Doors
125242-01-740 Flapper/DbL Pole
125242-01-719 Retainer-Upper Panel
125242-02-718 Guide Asm. Upper (Ser. #540294 & Down)

CONTINUED NEXT COLUMN

NORCOLD REFRIGERATOR 1201LRIMSS CONTINUED

125242-02-719 Guide Asm. Upper (Ser. #540295 & Up)
125242-02-742 Kit/Control Asm./Pwr. Board
125242-02-715 Control Asm. Ser. #832171
125242-01-723 Trim-Horizontal-Front Snap-On
125242-01-772 Cooling Unit, Ser. #8835499 & Up



59-7/8"H x 23-1/2"W x 24"D

Norcold 982/983 Replacement Parts

120075-01-01A Refrig. Lg. DbL. Dr. Black 2-Way 982 R (Piece Parts Only)
120075-02-01A Refrig. Lg. DbL. Dr. Black 2-Way 982 L (Piece Parts Only)
120075-03-01A Refrig. Lg. DbL. Dr. Black 2-Way 982 RIM (Piece Parts Only)
120075-04-01A Refrig. Lg. DbL. Dr. Black 2-Way 982 LIM (Piece Parts Only)
084880-03-705 Bracket-Light, Int.
084880-03-706 Bulb-Lamp
104137-06-714 Burner Assembly, 5-Slot
104137-06-715 Electrode-Spark/Sensor, Sgl.
104137-06-718 Shelf-Tray, White, w/Cutout
113737-01-750 Tube-Union
120075-01-701 Hinge-Top RH/Btm LH, Painted
120075-01-704 Handle Asm. Upper LH/Btm. Rt.

CONTINUED NEXT PAGE

NORCOLD 982/983 REPLACEMENT PARTS CONTINUED

- 120075-01-705 Hinge, Painted, Top LH/Btm. Rt.
- 120075-01-706 Bin-Door
- 120075-01-708 Bushing-Door Hinge
- 120075-01-711 Handle Asm., Upper RH/Lower LH
- 120075-01-713 Trim-Top Piece
- 120075-01-714 Plug-Hole
- 120075-01-717 Shelf-Freezer, Wire
- 120075-01-720 Tray-Drip
- 120075-01-723 Shelf-Wire
- 120075-01-724 Shelf-Wire, w/Cutout
- 120075-01-725 Cover-Crisper
- 120075-01-727 Pin-Hinge
- 120075-01-730 Retainer Shelf, Ser. #926684 & Below
- 120075-01-732 Plate-Strike
- 120075-01-735 Wire Asm.-Lamp
- 120075-01-736 Cooling Unit, Service Pack
- 121568-06-708 Burner/Orifice, Adapter Kit
- 120075-01-738 Cover-Power Board
- 120075-03-700 Cabinet, Foamed*
- 120075-03-701 Valve Asm., Water, w/Bracket*
- 120075-03-702 Fitting-Nut/Compression*
- 120075-07-708 Crisper/Ice Bin
- 120075-20-702 Trim-PC (Foam/Tape) Bottom, Black
- 125242-02-720 Retainer/Shelf, Ser. #926685 & Up
- 120075-01-745 Control Asm./Opt. Display

*Used On Models w/Icemaker

Norcold N842

***Contact Parts Administrator Before Ordering**

- 120075-25-01A Refrig., Lg., Dbl. Door, 2-Way/LH w/Fan, Raised Handle N842SSFL
- 120075-26-01A Refrig., Lg., Dbl. Door, 2-Way/RH w/Fan, Raised Handle N842SSFR
- 125242-02-720 Retainer/Shelf Ser. #926685 & Up
- 084880-03-705 Bracket-Light, Interior
- 084880-03-706 Bulb-Lamp
- 120075-01-735 Thermister w/Lamp & Wire Asm.
- 125242-02-708 Cover/Lamp Bracket
- 120075-01-736 Cooling Unit, Service Pack
- 121568-06-704 Heater-AC/300W/120Vac
- 113737-01-754 Thermostat (Fan 12 V DC)
- 125242-01-729 Fan-External DC
- 125242-01-730 Bracket-DC Fan
- 120075-01-701 Hinge-Top RH/Bottom LH (Door)
- 120075-01-702 Cap. (Hinge Plug)
- 120075-01-705 Hinge-Top LH/Bottom RH (Door)
- 120075-07-701 Divider/Door Bin Clear
- 120075-12-700 Handle/Contour) Top LH/Btm. RH
- 120075-12-701 Handle (Contour) Top RH/Btm. LH
- 120075-25-700 Door Bin-Clear f/Smooth Liner
- 120075-25-710 Liner/Door-Upper Wrapped SS
- 121568-03-701 Bushing-Hinge Pin/Gray
- 121568-03-705 Storage Latch-Gray
- 120075-01-701 Hinge-Top RH/Bottom LH (Door)
- 120075-01-705 Hinge-Top LH/Bottom RH (Door)
- 120075-07-701 Divider/Door Bin Clear
- 120075-12-700 Handle (Contour) Top LH/Btm. RH
- 120075-12-701 Handle (Contour) Top RH/Btm. LH
- 120075-25-700 Door Bin-Clear f/Smooth Liner
- 120075-25-709 Bin-Wire
- 120075-25-711 Liner/Door-Lower Wrapped SS
- 121568-03-701 Bushing-Hinge Pin/Gray
- 121568-03-705 Storage Latch-Gray
- 104137-06-715 Electrode-Spark/Sensor, Sgl.
- 120075-01-736 Cooling Unit, Service Pack
- 120075-01-738 Cover-Power Board
- 120075-01-740 Base-Power Board
- 120075-20-704 Kit-Power Board/EG2-2 Way

CONTINUED NEXT COLUMN

NORCOLD N842 CONTINUED

- 121568-06-708 Burner/Orifice/Adapter Kit
- 121568-06-709 Board/Power-N611/N822F/1201
- 121569-07-700 Cord-AC Power
- 121569-08-701 Base-Power Board
- 121569-08-702 Cover-Power Board
- 121569-08-703 Gas Valve-Solenoid
- 121569-08-704 Tube/Burner-N8/N6
- 125242-02-709 Wire/White/9"/Gas Valve
- 125242-02-710 Gas Valve/Brkt./Wires Comb.
- 104137-06-718 Shelf-Tray, White w/Cutout
- 104137-06-724 Ice Tray
- 120075-01-714 Plug-Hole (Black)
- 120075-01-722 Shelf-Wire, Short
- 120075-01-723 Shelf-Wire
- 120075-01-725 Cover-Crisper
- 120075-01-727 Pin-Hinge
- 120075-01-730 Retainer-Shelf Ser. #926684 & Down
- 120075-01-732 Plate-Strike
- 120075-07-705 Trim-Side, Black
- 120075-07-706 Shelf-Wire f/Ice Maker Models
- 120075-07-707 Control Box - Black
- 120075-07-708 Crisper/Ice Bin
- 120075-20-700 Trim/Top Asm. w/Inserts-Black
- 120075-20-702 Trim Pc. (Foam/Tape) Btm. Black
- 120075-01-724 Shelf-Wire, w/Cutout
- 120075-25-704 Hinge/Cabt./Wrp.-Top/LH-Lwr/RH
- 120075-25-705 Hinge/Cabt./Wrp.-Top/RH-Lwr/LH
- 121568-03-701 Bushing-Hinge Pin/Gray
- 121568-03-710 Hinge/Cabinet-Top/RH-Lwr./LH
- 121568-03-712 Shelf-Wire Freezer
- 121568-03-713 Front Box/Decorative, Black
- 121568-03-715 Hinge/Cabinet-Top/LH-Lwr./RH
- 121568-03-716 Cover-Hinge Holes
- 121568-06-703 Hole Plug-White
- 120075-01-720 Tray-Drip

Refrigerator - N842RIML

(Not Shown)

*120075-23-01A Refrigerator-Lg. Dbl. Door, 2-Way/LH/Ice Maker
Flush Handle-Black, N842RIML
(Pce. Parts Only)*

- 104137-06-718 Shelf-Tray, White, w/Cutout
- 104137-06-724 Ice Tray
- 120075-01-714 Plug-Hole (Black)
- 120075-01-722 Shelf-Wire, Short
- 120075-01-723 Shelf-Wire
- 120075-01-725 Cover-Crisper
- 120075-01-727 Pin-Hinge
- 120075-01-730 Retainer-Shelf (Ser.# 926684 & Down)
- 120075-01-732 Plate-Strike
- 120075-07-705 Trim-Side, Black
- 120075-07-706 Shelf-Wire f/Icemaker Models
- 120075-07-707 Control Box, Black
- 120075-07-708 Crisper/Ice Bin
- 120075-20-700 Trim/Top Asm. w/Inserts, Black
- 120075-20-702 Trim Pc. (Foam/Tape) Btm., Black
- 121568-03-710 Hinge/Cabinet-Top/RH, Lwr/LH
- 121568-03-712 Shelf-Wire Non-Ice Maker Model
- 121568-03-713 Front Box/Decorative, Black
- 121568-03-715 Hinge/Cabinet-Top/LH, Lwr/RH
- 121568-03-716 Cover-Hinge Holes
- 121568-06-703 Hole-Plug, White
- 125242-02-720 Retainer/Shelf (Ser.#926685 & Up)
- 084880-03-705 Bracket-Light, Interior
- 084880-03-706 Bulb-Lamp
- 120075-01-735 Thermister w/Lamp & Wire Asm.
- 125242-02-708 Cover/Lamp Bracket
- 120075-01-736 Cooling Unit, Service Pack
- 121568-06-704 Heater-AC/300 w/120 VAC

CONTINUED NEXT PAGE

APPLIANCES

N842R1ML CONTINUED

104137-06-715 Electrode-Spark/Sensor, Sgl.
 120075-01-738 Cover-Power Board
 120075-01-740 Cover-Base, Power Board
 120075-20-704 Kit-Power Board/EG2, 2-Way
 120075-20-705 Tube/Burner-N8/N6
 121568-06-706 Gas Valve-Combo/Wrench Flat
 121568-06-708 Burner/Orifice-Adapter Kit
 125242-02-709 Wire/White/9"/Gas Valve
 125242-02-710 Gas Valve/Bracket/Wires Comb.
 094039-07-706 Ice Maker w/o Plates
 120075-03-701 Valve Asm., Water w/Bracket
 120075-03-703 Arm-Shut Off
 120075-01-701 Hinge-Top RH/Bottom LH (Door)
 120075-01-702 Cap (Hinge Plug)
 120075-01-705 Hinge-Top LH/Bottom RH (Door)
 120075-07-700 Door Bin-Small, Clear
 120075-07-701 Divider/Door Bin, Clear
 120075-12-700 Handle (Contour) Top LH/Btm. RH
 120075-12-701 Handle (Contour) Top RH/Btm. LH
 121568-03-700 Retainer-Door Panel, Black
 121568-03-701 Bushing-Hinge Pin, Gray
 121568-03-702 Door Liner w/ Trim, Black
 121568-03-705 Storage Latch, Gray
 120075-07-702 Retainer-Door Panel, Black
 120075-07-703 Door-Liner, Black
 120075-07-704 Door Bin-Large, Clear
 120075-01-720 Tray-Drip
 120075-01-724 Shelf-Wire w/Cutout
 121569-08-701 Base-Power Board
 121569-08-702 Cover-Power Board
 121569-08-703 Gas Valve-Solenoid



Dimensions: 36-9/16" H x 23-11/16" W x 24" D, 4.5 Cu. Ft.

Norcold N400R

138809-01-01A Refrigerator-Single Door, Top Control, Norcold N400R
 (Pce. Parts Only)

104137-06-724 Ice Tray
 125242-01-750 Clip
 102621-04-703 Holder-Spring, RH Wht. Evap.
 102621-04-707 Holder/Spring, Left f/Evap. Door/Yellow Spring
 138809-01-700 Gas Control
 138809-01-701 Control Panel Asm.
 131147-01-708 Door Latch

CONTINUED NEXT COLUMN

NORCOLD N400R CONTINUED

138809-01-702 Hinge-Upper LH/Lower RH
 138809-01-703 Hinge-Top RH/Lower LH
 138809-01-705 Shelf-Wire/Top/Short
 138809-01-706 Shelf-Wire/Lower/Flipper
 138809-01-707 Bin-Door Shelf
 138809-01-708 Drip Tray-Inside
 138809-01-709 Breaker-Bottom Trim Seal
 131147-01-718 Terminal Block
 138809-01-710 Burner Tube
 138809-01-711 Inlet Tube-Gas
 138809-01-712 Valve-Manual/Shut Off
 138809-01-713 Cooling Unit
 138809-01-714 Heater-DC/EG3
 138809-01-715 Shroud-Upper Control Area
 113737-01-709 Interrupter
 113737-01-730 Valve Safety Ignition
 131147-01-725 Elbow-Brass/90°-2 Pc.
 138809-01-717 Gas Control/Thermostat
 138809-01-718 Tab Adapter-Interrupter
 138809-01-719 Thermocouple
 131147-01-733 Spark Ignitor
 131147-01-734 Flame Meter
 138809-01-720 Control Panel
 138809-01-721 Switch-Selector
 131147-01-735 Hinge/Freezer Door-RH
 131147-01-736 Hinge/Freezer Door-LH
 113737-01-701 Bushing-Hinge
 125242-01-704 Bushing Hinge Middle
 131147-01-744 Latch Plate
 138809-01-722 Door Assembly
 138809-01-726 Trim, Side Door
 104137-06-714 Burner Assembly, 5-Slot
 138809-01-719 Thermocouple
 138809-01-723 Electrode Spark Ignition
 138809-01-725 Pressure Tap Ser. #84 & Up
 104137-06-739 Burner Asm., 5-Slot



Dimensions: 52.8"H x 23.5"W x 24"D

Norcold 611

121568-06-01A Refrig., Small Dbl. Door-RH/2-Way, N611R (Pce. Parts Only)
 121568-07-01A Refrig., Small Dbl. Door-LH/2-Way, N611L (Pce. Parts Only)
 121568-08-01A Refrig., Small Dbl. Door-LH/2-Way, N611LF (Pce. Parts Only)
 084880-03-705 Bracket-Light, Interior
 084880-03-706 Bulb-Lamp
 120075-01-735 Thermister w/Lamp & Wire Asm.

CONTINUED NEXT PAGE

NORCOLD 611 CONTINUED

- 121568-05-700 Fan-12 V. Kit Double-Sidewall
- 120075-01-701 Hinge-Top RH/Bottom LH (Door)
- 120075-01-705 Hinge-Top LH/Bottom RH (Door)
- 121568-01-701 Bin-Door, White, Waffled Liner
- 121568-01-704 Rail-Door Lower
- 121568-03-701 Bushing-Hinge Pin, Gray
- 121568-03-705 Storage Latch, Gray
- 121568-03-706 Retainer-Door Panel, Black
- 121568-03-707 Door Liner w/Black Trim
- 121568-03-721 Handle/Door, Top LH/Lwr. RH
- 121568-03-722 Handle/Door, Lwr. RH/Top LH
- 120075-01-713 Trim-Top Piece
- 120075-01-714 Plug-Hole (Black)
- 120075-01-720 Tray-Drip
- 120075-01-721 Louver-Drip Tray
- 120075-01-725 Cover-Crisper
- 120075-01-727 Pin-Hinge
- 120075-01-732 Plate-Strike
- 121568-01-707 Shelf-Wire Short
- 121568-01-709 Crisper
- 121568-03-710 Hinge/Cabinet-Top RH/Lwr. LH
- 121568-03-711 Trim-Side, Black
- 121568-03-715 Hinge/Cabinet-Top LH/Lwr. RH
- 121568-03-716 Cover-Hinge Holes
- 121568-06-700 Front Box-N611
- 121568-06-701 Control Asm. Optical
- 121568-06-702 Clip-Shelf
- 121568-06-703 Hole Plug, White
- 120076-01-704 Cooling Unit, Service Pack
- 121568-06-704 Heater-AC/300 w/120 VAC
- 104137-06-715 Electrode-Spark/Sensor, Sgl.
- 120075-01-738 Cover-Power Board
- 120075-01-740 Cover-Base, Power Board
- 121568-06-705 Gas Valve/Brkt. Asm.-Combo
- 121568-06-706 Gas Valve Combo/Wrench Flat
- 121568-06-707 Board/Power f/Ser. #9056491
- 120075-20-702 Trim PC (Foam/Tape) Btm. Blk.
- 121568-06-708 Burner/Orifice Adapter Kit
- 120075-01-702 Cap (Hinge Plug)
- 121568-01-700 Rail-Door, Upper Door
- 121568-03-700 Retainer-Upper Door Panel, Blk.
- 121568-03-702 Door Liner w/Trim, Black, Waffled-Upper
- 121568-03-712 Shelf-Wire Freezer
- 125242-02-708 Cover/Lamp Bracket
- 121568-06-709 Board/Power f/Ser. #9056492
- 120075-07-713 Liner/Door, Smooth-Lower, Blk.
- 104137-06-714 Burner Assembly, 5-Slot
- 121568-06-710 Control Asm.-Optical/N611

Norcold Refrigerator - N842SSL

(Not Shown)

- 120075-22-01A Refrigerator-Large Double-SST Door/LH Raised Handle, Norcold N842SSL
- 120075-01-701 Hinge-Top RH/Bottom LH (Door)
- 120075-01-702 Cap (Hinge Plug)
- 120075-01-705 Hinge-Top LH/Bottom RH (Door)
- 120075-07-700 Door Bin-Small, Clear
- 120075-07-701 Divider/Door Bin, Clear
- 120075-12-700 Handle (Contour) Top LH/Btm. RH
- 120075-12-701 Handle (Contour) Top RH/Btm. LH
- 120075-16-700 Liner/Door-Upper Wrapped SS, Waffled
- 121568-03-701 Bushing-Hinge Pin, Gray
- 121568-03-705 Storage Latch, Gray
- 120075-07-704 Door Bin-Large, Clear
- 120075-16-701 Liner/Door-Lwr. Wrapped SS, Waffled
- 104137-06-718 Shelf-Tray, White w/Cutout
- 104137-06-724 Ice Tray
- 120075-01-714 Plug-Hole (Black)
- 120075-01-720 Tray, Drip
- 120075-01-724 Shelf-Wire, w/Cutout

CONTINUED NEXT COLUMN

NORCOLD REFRIGERATOR-N842SSL CONTINUED

- 120075-01-722 Shelf-Wire, Short
- 120075-01-723 Shelf-Wire
- 120075-01-725 Cover-Crisper
- 120075-01-727 Pin-Hinge
- 120075-01-730 Retainer-Shelf (Ser.# 926684 & Down)
- 120075-01-732 Plate-Strike
- 120075-07-705 Trim-Side, Black
- 120075-07-707 Control Box, Black
- 120075-07-708 Crisper/Ice Bin
- 120075-20-700 Trim/Top Asm. w/Inserts, Black
- 120075-20-702 Trim Pce. (Foam/Tape) Bottom, Black
- 121568-03-710 Hinge/Cabinet-Top RH/ Lwr. LH
- 121568-03-712 Shelf-Wire Non-Ice Maker, Middle
- 121568-03-713 Front Box-Decorative, Black
- 121568-03-715 Hinge/Cabinet, Top LH/Lwr. RH
- 121568-03-716 Cover-Hinge Holes
- 121568-06-703 Hole Plug, White
- 125242-02-720 Retainer/Shelf (Ser.# 926685 & Up)
- 084880-03-705 Bracket-Light, Interior
- 084880-03-706 Bulb-Lamp
- 120075-01-735 Thermister w/Lamp & Wire Asm.
- 125242-02-708 Cover/Lamp Bracket
- 120075-01-736 Cooling Unit, Service Pack
- 121568-06-704 Heater-AC/300 w/120 VAC
- 104137-06-715 Electrode-Spark/Sensor, Sgl.
- 120075-01-738 Cover-Power Board
- 120075-01-740 Cover-Base, Power Board
- 120075-20-704 Kit-Power Board/EG2, 2-Way
- 120075-20-705 Tube/Burner-N8/N6
- 121568-06-706 Gas Valve-Combo/Wrench Flat
- 121568-06-708 Burner/Orifice-Adapter Kit
- 125242-02-709 Wire/ White/9" Gas Valve
- 125242-02-710 Gas Valve/Brkt./Wires Comb.
- 121569-08-701 Base Power Board
- 121569-08-702 Cover-Power Board
- 121568-03-719 Power Board, 2-Way
- 121568-06-709 Board/Power
- 121569-08-703 Gas Valve, Solenoid
- 120075-16-703 Liner/Door-Lower Wrapped, SS, Smooth
- 120075-16-702 Liner/Door-Lower, Wrapped, Smooth

Norcold 1211IM

Contact Parts Administrator Before Ordering

- 125242-06-01A Refrigerator, 4 Door w/Ice Maker, Black w/o Door Inserts, 1211IM
- 104137-06-715 Electrode-Spark/Sensor, Sgl.
- 121568-06-709 Board/Power-N611/N822F/1201
- 121569-08-701 Base-Power Board
- 121569-08-702 Cover-Power Board
- 121569-08-703 Gas Valve-Solenoid
- 125242-01-739 Base-Burner Box
- 125242-01-740 Cover-Burner Box
- 125242-02-709 Wire/White/9"/Gas Valve
- 125242-02-743 Burner Orifice Adapter Assembly
- 125242-03-732 Cord-AC Power w/Ice Maker
- 125242-05-723 Burner Tube
- 094039-07-706 Ice Maker w/o Plates
- 094039-07-707 Garden Hose Adapter w/Brass Nut
- 094039-07-708 Nut-Compression
- 120075-03-701 Water Valve-w/Bracket
- 120075-03-703 Arm-Shut Off
- 120075-03-706 Fitting Water Line
- 120075-09-703 Thermostat
- 125242-01-716 Ice Bin
- 125242-01-725 Shelf-Freezer (Wire)
- 125242-01-737 Bracket-Mounting (Ice Maker)
- 125242-05-724 Water Tube/Heater Asm.
- 084880-01-760 Clip (Thermister)
- 084880-03-705 Bracket-Light, Interior
- 084880-03-706 Bulb-Lamp
- 125242-02-706 Lamp/Wire Asm./Ser. #849677 & Up
- 125242-02-708 Cover/Lamp Bracket

CONTINUED NEXT COLUMN

APPLIANCES


NORCOLD 12111M CONTINUED

120075-01-714 Plug-Hole (Black)
 125242-01-706 Cover-Crisper
 125242-01-727 Shelf-Wire (Short)
 125242-01-766 Trim-LT/RT Hand-Screw On
 125242-01-767 Kit-Install (U-Trim Pcs.) Hdwe.
 125242-01-768 Switch-Door Light
 125242-02-720 Retainer/Shelf (Ser. #926685 & Up)
 125242-02-741 Strip-Freezer, Black
 125242-03-706 Probe-Contact/Large
 125242-03-715 Hinge Pin/Upper-Wrapped Doors
 125242-05-706 Control Asm.-Optical
 125242-05-707 Hinge-Outer/Upper RH/Lwr. LH
 125242-05-708 Hinge-Inner/Upper RH/Lwr. LH
 125242-05-709 Hinge-Inner/Upper LH/Lwr. RH
 125242-05-710 Cover-Hinge
 125242-05-711 Hinge-Outer/Upper LH/Lwr. RH
 125242-05-713 Fins
 125242-05-716 Box/Front-Dummy
 125242-05-717 Bin-Bottle/Crisper
 125242-05-718 Divider-Bottle Crisper
 125242-05-725 Plate f/Dummy Box
 125242-05-730 Flapper Replace Service Kit
 113737-01-754 Thermostat (Fan 12 V. DC)
 125242-01-732 Heater AC-225 w/110 Vac
 125242-01-772 Cooling Unit, 1200
 125242-05-721 Bracket-DC Fan, S.N. 914576 & Up
 125242-05-722 Fan-External
 125242-05-728 Switch-Thermal (Rpl. Kit)
 125242-05-729 Switch-Thermal (Rpl. Kit)
 125242-05-727 Switch-Thermal w/Wiring

Acrylic Inserts

(Not Shown)

103251-07-01A Insert-Black Acrylic 21.6" x 14.5"
 103251-08-01A Insert-Black Acrylic 21.6" x 31.6"
 103251-10-01A Insert-Black Acrylic 16.2" x 18.4"
 103251-11-01A Insert-Black Acrylic 16.2" x 41.2"



Refrigerator Travel Latch

088248-01-704 Refrig. Travel Latch



Refrigerator Bubble Level


054450-01-000 Refrig. Bubble Level



3 Burner Range Top

Convection oven cooks with 1800 watts of power, microwave cooks with 1000 watts of power

156801-01-01A Range-3 Burner, SST Top
 156801-02-01A Oven/Microwave, 1 Cu. Ft./Turn Table, SST Face
 156801-03-01A Trim Kit-Microwave, SST-Apollo B12-S



Bi-Fold Burner Cover

Folding burner cover folds down to provide more counter space. Folds up during cooking to provide a backsplash behind burners.

102021-01-700 Cover-Bifold-Universal 16"-22" Black



Magic Chef Range Replacement Parts

21-3/8"W x 20"D x 22"H.

102020-01-03A Range, Black Door w/Almond Top,
 4 Burner, 22" (Piece Parts Only) BT 22RA
 102020-01-701 Handle, Door
 102020-01-720 Valve, Mercury Control
 102020-01-724 Bumper, Main Top
 102020-01-725 Glass Outer
 126023-01-728 Range Top, Main Blk. w/Brace
 102020-01-733 Grate Top-2 Per Kit
 126023-01-716 Rack-Oven

22" 3 Burner Range w/Oven ALY2289ADB

(Not Shown) Pce. Parts

150778-01-01A Range-3 Burner (Sealed) w/Oven, Black, 22"-ALY2289ADB
 (Pce. Parts Only)
 135066-03-708 Spring-CSA Oven Door
 128728-01-705 Top-Main, Black
 102020-01-724 Bumper-Main Top
 112881-04-703 Knob-Thermostat, Black
 112881-04-704 Valve-Oven
 112881-04-706 Pilot-Oven
 126023-01-717 Burner-Oven
 126023-01-734 Thermostat/Oven- Ser.#10/11 & 14
 126023-02-702 Pipe-Manifold
 128728-01-701 Knob-Burner, Rear
 128728-01-702 Knob-Burner, Front
 128728-01-707 Knob-Ignitor
 128728-01-708 Fitting w/Orifice/Tube-Rear
 128728-01-710 Fitting w/Orifice/Tube-Front
 128728-01-716 Ignitor f/Burners
 128728-01-717 Wires-Ignitor (1 Per Pkg.)
 135065-01-701 Ignitor/Porcelain-Top Burner
 135065-01-703 Valve/Burner-Rear
 135065-03-700 Fitting-Half Union
 135065-03-701 Screw-Valve

CONTINUED NEXT PAGE

ALY2289ADB CONTINUED

- 135065-03-703 Grate, Black (Sealed Burner)
- 135065-03-715 Top-Main, Stainless Steel
- 135656-01-701 Mixer/Air
- 112881-01-721 Deflector/Flue, Black, Sealed Br.
- 112881-03-702 Clip-Main Top
- 126023-01-713 Trim-Side (Right)
- 126023-01-714 Trim-Side (Left)
- 126023-01-716 Rack-Oven
- 126023-01-718 Flue Box Assembly
- 126023-01-731 Bottom-Oven
- 128728-01-703 Pin/T-Nut f/Hinge
- 135066-03-701 Panel-Manifold, Black
- 135066-03-708 Spring-Oven Door
- 102020-01-734 Bumper-Grate, Pkg. of 8
- 102020-01-725 Glass Outer
- 126023-01-732 Seal/Oven Dr. Top
- 126023-01-738 Clip Glass Oven, Black
- 128727-01-701 Handle-Oven Door
- 135066-03-714 Seal-Oven Door Sides
- 135065-03-716 Valve-Set Screw/Gasket
- 135065-01-705 Burner/Sealed Asm.
- 112881-03-701 Regulator Kit w/Fittings
- 126023-02-700 Knob-Thermostat
- 151277-03-704 Grommet/Bumper f/Sgl. Grate

**3 Burner Range w/o Oven
ALS8580ADB**

Pce. Parts
(Not Shown)

- 114030-03-01A Range-3 Burner w/o Oven, Black, ALS8580ADB (Pce. Parts Only)
- 102020-01-729 Regulator-Press (Ser.#04C)
- 112881-01-705 Knob-Top Burner
- 112881-01-718 Knob-Top Burner Hi-Output
- 114030-01-704 Trim-Right, Black Textured
- 114030-01-705 Trim-Left, Black Textured
- 114030-01-706 Trim-Rear, Black Textured
- 114030-02-700 Guard/Fabric-Towel Bar
- 126023-01-702 Burner-Top (Front) 5100 BTU
- 126023-01-705 Pipe-Manifold
- 126023-01-710 Valve Burner (Front)
- 126023-01-711 Electrode-Ignitor (Only)
- 126023-01-735 Kit-Ignitor Top Burner & Knob
- 128728-01-703 Pin/T-Nut f/Hinge
- 126023-01-727 Top-Main, Almond
- 126023-01-730 Grate-Top, 1 Pce.
- 102020-01-733 Grate Kit, 2 Pc.
- 126023-01-728 Top-Main, Black
- 102020-01-734 Bumper-Grate, Pkg. of 8
- 151277-03-704 Grommet/Bumper f/Sgl. Grate

ALY2289BDB

- 151279-03-01A Range-22"-3 Burner/Sealed, Mercury Free, Black Door, Glass, CSA ALY2289BDB
- 112881-01-721 Deflector/Flue, Blk., Sealed Burner
- 112881-03-702 Clip-Main Top
- 126023-01-713 Trim-Side (Right), Black
- 126023-01-714 Trim-Side (Left), Black
- 126023-01-716 Rack-Oven
- 126023-01-718 Flue Box Assembly
- 126023-01-731 Bottom-Oven
- 128728-01-703 Pin/T-Nut f/Hinge
- 135066-03-701 Panel-Manifold, Black
- 135066-03-708 Spring-Oven Door
- 102020-01-725 Glass Outer
- 126023-01-732 Seal/Oven Door Top
- 126023-01-738 Clip-Glass Oven, Black
- 128727-01-701 Handle-Oven Door
- 135066-03-714 Seal-Oven Door Sides
- 102020-01-724 Bumper-Main Top
- 112881-03-701 Regulator Kit w/Fittings

CONTINUED NEXT COLUMN

ALY2289BDB CONTINUED

- 112881-04-706 Pilot-Oven
- 128728-01-701 Knob-Burner, Rear
- 128728-01-702 Knob-Burner, Front
- 128728-01-705 Top-Main, Black
- 128728-01-707 Knob-Ignitor
- 128728-01-708 Fitting w/Orifice/Tube, Rear
- 128728-01-710 Fitting w/Orifice/Tube, Front
- 128728-01-716 Ignitor f/Burners
- 128728-01-717 Wires-Ignitor
- 135065-01-701 Ignitor/Porcelain-Top Burner
- 135065-01-703 Valve/Burner, Rear
- 135065-03-700 Fitting-Half Union
- 135065-03-703 Grate, Black (Sealed Burner)
- 135065-03-715 Top-Main, Stainless Steel
- 135656-01-701 Mixer/Air
- 151279-01-700 Burner-Pilot RV
- 151279-02-700 Burner-Oven w/Shutter
- 151279-02-701 Knob-Thermostat, Black
- 151279-02-702 Pipe-Manifold
- 151279-02-703 Thermostat
- 151279-02-704 Elbow Block Asm. (Valve-Oven)
- 112881-03-701 Regulator Kit W/Fittings
- 102020-01-734 Bumper-Grate, Pkg. of 8
- 135065-03-716 Valve-Set Screw/Gasket
- 151277-03-705 Top-Main Single, Grate/Sealed, Black
- 151277-03-704 Grommet/Bumper f/Sgl. Grate



**Amana
3-Burner Range w/ Oven**

Pce. Parts

- 135066-03-04A Range-3-Burner (Sealed) w/Oven-New Style Knobs, ALY2280ADS (Pce. Parts Only)
- 135065-03-715 Main-Top, Stainless Steel
- 102020-01-724 Bumper-Main Top
- 112881-04-703 Knob-Thermostat, Black
- 112881-04-704 Valve-Oven
- 112881-04-706 Pilot-Oven
- 126023-01-717 Burner-Oven
- 126023-01-734 Thermostat/Oven, Ser.#10/11&14
- 126023-02-702 Pipe-Manifold
- 128728-01-701 Knob-Burner-Rear
- 128728-01-702 Knob-Burner-Front
- 128728-01-705 Top-Main, Black
- 128728-01-707 Knob, Ignitor
- 128728-01-708 Fitting w/Orifice/Tube-Rear
- 128728-01-710 Fitting w/Orifice/Tube-Front
- 128728-01-716 Ignitor f/Burners
- 128728-01-717 Wires-Ignitor (1 Per Pkg.)
- 135065-01-701 Ignitor/Porcelain-Top Burner
- 135065-01-703 Valve/Burner-Rear
- 135065-03-700 Fitting-Half Union
- 135065-03-701 Screw-Valve
- 135065-03-703 Grate-Black (Sealed Burner)
- 135065-03-715 Top-Main, Stainless Steel

CONTINUED NEXT COLUMN

AMANA 3-BURNER RANGE CONTINUED


- 135065-03-716 Valve-Set Screw/Gasket
- 135065-01-705 Burner/Sealed Asm.
- 135656-01-701 Mixer/Air
- 112881-01-721 Deflector/Flue, Blk. Sealed Burner
- 112881-03-702 Clip-Main Top
- 126023-01-713 Trim-Side (Right), Black
- 126023-01-714 Trim-Side (Left), Black
- 126023-01-716 Rack-Oven
- 126023-01-718 Flue Box Assembly
- 126023-01-731 Bottom-Oven
- 128728-01-703 Pin/T-Nut f/Hinge
- 135066-03-701 Panel-Manifold, Black
- 135066-03-708 Spring-Oven Door
- 102020-01-701 Handle, Door
- 102020-01-725 Glass Outer
- 126023-01-712 Panel-Door, Black
- 126023-01-732 Seal/Oven Dr. Top
- 102020-01-734 Bumper-Grate, Pkg. of 8
- 112881-03-701 Regulator Kit w/Fittings
- 126023-02-700 Knob-Thermostat
- 151277-03-704 Grommet/Bumper f/Sgl. Grate



**22" 3-Burner Range
w/Oven**

Pce. Parts

- 21-3/8"W x 20"D x 22"H
- 135066-01-02A Range-3 Burner w/Oven, 22", Bisque, CLY2245BDT (Pce. Parts Only)
- 135066-01-01A Range-3 Burner w/Oven, 22", Black, CLY2245BDB (Pce. Parts Only)
- 102020-01-724 Bumper-Main Top
- 112881-01-705 Knob-Top Burner
- 112881-01-718 Knob-Top Burner-Hi-Output
- 126023-01-717 Burner-Oven
- 126023-01-734 Thermostat-Oven
- 126023-02-700 Knob-Thermostat
- 128728-01-708 Fitting-Orifice Tube-Rear
- 128728-01-710 Fitting-Orifice Tube-Front
- 128728-01-716 Burner-Ignitor
- 128728-01-717 Wires-Ignitor
- 135065-01-701 Ignitor/Top Burner
- 135065-01-703 Valve/Burner-Rear
- 135065-01-705 Burner/Sealed Assembly
- 135656-01-701 Mixer/Air
- 102020-01-701 Handle-Door
- 102020-01-725 Glass Outer
- 126023-01-732 Seal/Oven Dr. Top
- 112881-03-702 Clip-Main Top
- 126023-01-713 Trim-Side (Right)
- 126023-01-714 Trim-Side (Left)
- 126023-01-716 Rack-Oven
- 126023-01-729 Panel-Manifold
- 126023-01-731 Bottom-Oven
- 126023-01-730 Grate Top
- 135065-03-716 Valve-Set Screw/Gasket
- 112881-03-701 Regulator Kit w/Fittings




**Magic Chef
3-Burner Range w/o Oven**

Pce. Parts

21-3/8"W x 20"D x 4-1/2"H

- 135065-01-01A Range-3 Burner w/o Oven, Black, CLZ8505BDB (Pce. Parts Only)
- 135065-01-02A Range-3 Burner w/o Oven, Bisque, CLZ8505BDB (Pce. Parts Only)
- 135065-02-01A Range-3 Burner w/o Oven, Black, CLZ8509BDB
- 128728-01-705 Top-Main, Black
- 102020-01-724 Bumper-Main Top
- 112881-01-705 Knob-Top Burner
- 112881-01-718 Knob-Top Burner, Hi-Output
- 114030-01-704 Trim-Right, Black Textured
- 114030-01-705 Trim-Left, Black Textured
- 114030-01-706 Trim-Rear, Black Textured
- 114030-02-700 Guard/Fabric-Towel Bar
- 135065-01-700 Panel/Manifold
- 128728-01-710 Fitting-Orifice Tube-Front
- 128728-01-716 Burner-Ignitor
- 128728-01-717 Wires-Ignitor (1 Per Pkg.)
- 135065-01-701 Ignitor/Top Burner
- 135065-01-702 Pipe/Manifold
- 135065-01-703 Valve/Burner-Rear
- 135065-01-705 Burner/Sealed Assembly
- 135065-03-716 Valve-Set Screw/Gasket
- 112881-03-701 Regulator Kit w/Fittings




(Shown for example only)

**Magic Chef Range
CLZ8502/BDB**

Pce. Parts

21-3/8" x 20" x 4-1/2"

- 114030-02-01A Range, 3-Burner w/o Oven, Black, PZO, CLZ8502/BDB (Pce. Parts Only)
- 114030-03-01A Range-3 Burner w/o Oven, Blk, CLZ8508BDB (Pce. Parts Only)
- 112881-01-718 Knob-Top Burner Hi-Output
- 112881-01-705 Knob-Top Burner
- 126023-01-728 Top-Main (Black) w/Brace
- 126023-01-727 Top-Main (Almond)
- 114030-01-704 Trim-Right/Black Textured
- 114030-01-705 Trim-Left/Black Textured
- 114030-01-706 Trim-Rear/Black Textured
- 126023-01-711 Electrode-Ignitor
- 102020-01-729 Regulator-Press (Ser. #04C)
- 126023-01-710 Valve-Burner (Front)
- 126023-01-730 Grate Top
- 126023-01-728 Top-Main, Black
- 126023-01-735 Kit-Ignitor, Top Burner & Knob
- 128728-01-703 Pin/T-Nut f/Hinge



3-Burner w/o Oven

21-3/8"W x 20"D x 4-1/2"H

- 135065-03-01A Range, 3-Burner w/o Oven, Black Door, Black Glass, ALZ8580ADB
- 135065-03-701 Screw-Valve
- 135065-03-700 Fitting-Half Union
- 102020-01-724 Bumper-Main Top
- 114030-01-704 Trim-Right/Black Textured
- 114030-01-705 Trim-Left/Black Textured
- 114030-01-706 Trim-Rear/Black Textured
- 128728-01-703 Pin/T-Nut, f/Hinge
- 128728-01-707 Knob-Ignitor
- 135065-03-703 Grate-Black (Sealed Burner)
- 135065-03-704 Panel-Manifold (Black)
- 128728-01-708 Fitting w/Orifice/Tube-Rear
- 128728-01-710 Fitting w/Orifice/Tube-Front
- 128728-01-716 Burner-Ignitor
- 128728-01-717 Wires-Ignitor (1 Per Pkg.)
- 112881-03-701 Regulator Kit, w/Fittings
- 135065-01-701 Ignitor/Top Burner
- 135065-01-702 Pipe/Manifold
- 135065-01-703 Valve/Burner-Rear
- 135065-03-706 Guard-Fabric (Bisque)
- 135065-03-707 Knob-Burner (Bisque)
- 135065-03-708 Knob-Burner (Bisque)
- 135065-03-709 Panel-Manifold (Bisque)
- 135065-03-710 Top-Main (Bisque)
- 135065-03-711 Trim-Right (Bisque)
- 135065-03-712 Trim-Left (Bisque)
- 135065-03-713 Trim-Rear (Bisque)
- 135065-03-714 Knob-Ignitor (Bisque)
- 128728-01-705 Top-Main, Black
- 135065-03-716 Valve-Set Screw/Gasket
- 102020-01-734 Bumper, Grate, Pkg. of 8



Magic Chef 16" w/ Oven


Pce. Parts

21-3/8"W x 20"D x 16 11/16"H

- 112881-04-01A Range-16", 3 Burner, Black Door, Black Text, CLY1620ADB (Pce. Parts Only)
- 102020-01-724 Bumper-Main Top
- 112881-04-700 Burner-Top/Left Rear
- 112881-04-701 Burner-Top/Front
- 112881-04-704 Valve-Oven
- 112881-04-706 Pilot-Oven
- 126023-01-711 Electrode-Ignitor
- 126023-01-717 Burner-Oven

MAGIC CHEF 16" CONTINUED

- 126023-01-728 Top-Main (Black)
- 126023-01-734 Thermostat Oven 11/CLY Model
- 126023-01-737 Flash Tube Extension (Front)
- 128728-01-707 Knob-Ignitor
- 135065-03-700 Fitting-Half Union
- 135065-03-701 Screw-Valve
- 135656-01-701 Mixer/Air
- 112881-01-719 Trim-Flat LH-Black Textured
- 112881-01-720 Trim-Flat RH-Black Textured
- 112881-01-723 Deflector/Flue-Blk-Non Seal
- 112881-02-702 Spring-Oven Door F/1631 Mod.
- 112881-03-702 Clip-Main Top
- 112881-04-707 Manifold-Black
- 126023-01-716 Rack-Oven
- 126023-01-731 Bottom-Oven
- 128728-01-703 Pin/T-Nut, f/Hinge
- 126023-01-735 Kit Ignitor-Top Burner & Knob
- 112881-01-713 Door/Oven-Text/Blk. No Window
- 126023-01-732 Seal/Oven Dr. Top
- 151277-01-701 Valve/Rear w/Set Screw
- 112881-03-701 Regulator Kit w/Fittings
- 102020-01-734 Bumper-Grate, Pkg. of 8
- 126023-02-700 Knob-Thermostat
- 151277-03-704 Grommet/Bumper f/Sgl. Grate



(Shown for example only)


3-Burner w/o Oven

- 135065-04-01A Range, 3-Burner (Sealed) w/o Oven-CSA, Black Top, Amana, ALZ8589ADB
- 135065-01-705 Burner/Sealed Asm.
- 128728-01-705 Top-Main, Black
- 102020-01-724 Bumper-Main Top
- 114030-01-704 Trim-Right, Black Textured
- 114030-01-705 Trim-Left, Black Textured
- 114030-01-706 Trim-Rear, Black Textured
- 114030-02-700 Guard/Fabric-Towel Bar
- 128728-01-701 Knob-Burner-Rear
- 128728-01-702 Knob-Burner-Front
- 128728-01-703 Pin-T-Nut f/Hinge
- 128728-01-707 Knob-Ignitor
- 135065-03-703 Grate, Black (Sealed Burner)
- 135065-03-704 Panel-Manifold, Black
- 128728-01-708 Fitting w/Orifice/Tube-Rear
- 128728-01-710 Fitting w/Orifice/Tube-Frt.
- 128728-01-716 Ignitor f/Burners
- 128728-01-717 Wires-Ignitor (1 Per Pkg.)
- 135065-01-701 Ignitor/Porcelain-Top Burner
- 135065-01-702 Pipe/Manifold
- 135065-01-703 Valve/Burner-Rear
- 135065-03-700 Fitting-Half Union
- 135065-03-701 Screw-Valve
- 135065-03-716 Valve-Set Screw/Gasket
- 112881-03-701 Regulator Kit w/Fittings
- 102020-01-734 Bumper-Grate, Pkg. of 8

CONTINUED NEXT COLUMN

3-Burner Range w/o Oven

- 21-3/8"W x 20"D x 4-1/2"H
- 114030-04-01A Range, 3-Burner w/o Oven, Blk. CLZ8560ADB
- 102020-01-724 Bumper-Main Top
- 114030-01-704 Trim-Right/Black Textured
- 114030-01-705 Trim-Left/Black Textured
- 114030-01-706 Trim-Rear/Black Textured
- 114030-04-700 Panel-Manifold
- 126023-01-728 Top-Main (Black)
- 128728-01-703 Pin/T-Nut f/Hinge
- 128728-01-707 Knob-Ignitor
- 112881-04-700 Burner-Top/Left Rear
- 112881-04-701 Burner-Top/Front
- 112881-04-705 Push Ring (Electrode Mtg)
- 126023-01-711 Electrode-Ignitor (Only)
- 126023-01-736 Flash Tube Extension (Rear)
- 126023-01-737 Flash Tube Extension (Front)
- 135065-01-702 Pipe/Manifold
- 135065-03-700 Fitting-Half Union
- 151277-01-701 Valve-Rear w/Set Screw
- 112881-03-701 Regulator Kit w/Fitting
- 128728-01-701 Knob-Burner, Rear
- 128728-01-702 Knob Burner, Front
- 102020-01-734 Bumper-Grate, Pkg. of 8
- 151277-03-704 Grommet/Bumper f/Sgl. Grate



**3-Burner Range
ALZ8580ADQ**

Pce. Parts

- 21 3/8"W x 20"D x 4-1/2"H
- 135065-03-02A Range-3-Burner (Sealed) w/o Oven-New Style Knobs-Bisque-ALZ8580ADQ (Pce. Parts Only)
- 128728-01-708 Fitting w/Orifice/Tube-Rear
- 128728-01-710 Fitting w/Orifice/Tube-Front
- 128728-01-716 Burner-Ignitor
- 128728-01-717 Wires-Ignitor (1 Per. Pkg.)
- 135065-01-701 Ignitor/Porcelain-Top Burner
- 135065-01-702 Pipe/Manifold
- 135065-01-703 Valve/Burner-Rear
- 135065-03-700 Fitting-Half Union
- 135065-03-701 Screw-Valve
- 102020-01-724 Bumper-Main Top
- 128728-01-703 Pin/T-Nut f/Hinge
- 135065-03-703 Grate-Black (Sealed Burner)
- 135065-03-706 Guard-Fabric (Bisque)
- 135065-03-707 Knob-Burner (Bisque)
- 135065-03-708 Knob-Burner (Bisque)
- 135065-03-709 Panel-Manifold (Bisque)
- 135065-03-710 Top-Main (Bisque)
- 135065-03-711 Trim-Right (Bisque)
- 135065-03-712 Trim-Left (Bisque)
- 135065-03-713 Trim-Rear (Bisque)
- 135065-03-714 Knob-Ignitor (Bisque)
- 135065-01-705 Burner/Sealed Asm.
- 135065-03-716 Valve-Set Screw/Gasket
- 112881-03-701 Regulator Kit w/Fittings
- 102020-01-734 Bumper-Grate, Pkg. of 8
- 151277-03-704 Grommet/Bumper f/Sgl. Grate

3-Burner Range

- 135065-03-03A Range-3-Burner (Sealed) w/o Oven-New Style Knobs-SST-ALZ8580ADS
- 102020-01-734 Bumper-Grate, Pkg. of 8
- 135065-03-715 Top-Main, Stainless Steel
- 102020-01-724 Bumper-Main Top
- 114030-01-704 Trim-Right/Black Textured
- 114030-01-705 Trim-Left/Black Textured
- 114030-01-706 Trim-Rear/Black Textured
- 114030-02-700 Guard/Fabric-Towel Bar
- 128728-01-707 Knob-Ignitor
- 135065-03-703 Grate-Black (Sealed Burner)
- 135065-03-704 Panel-Manifold (Black)
- 128728-01-708 Fitting w/Orifice/Tube-Rear
- 128728-01-710 Fitting w/Orifice/Tube-Front
- 128728-01-716 Burner-Ignitor
- 128728-01-717 Wires-Ignitor (1 Per Pkg.)
- 135065-01-701 Ignitor/Porcelain-Top Burner
- 135065-01-702 Pipe/Manifold
- 135065-01-703 Valve/Burner-Rear
- 135065-03-700 Fitting-Half Union
- 135065-03-701 Screw-Valve
- 135065-03-716 Valve-Set Screw/Gasket
- 112881-03-701 Regulator Kit w/Fittings
- 135065-01-705 Burner/Sealed Asm.
- 151277-03-704 Grommet/Bumper f/Sgl. Grate



(Shown for example only)

**3-Burner Range w/Oven
Amana ALY2280ADB**

Pce. Parts

- 21-3/8"W x 20"D x 22"H.
- 135066-03-01A Range-3 Burner (Sealed) w/Oven-New Style Knobs, Blk/Blk Glass (Pce. Parts Only)-ALY2280ADB
- 126023-01-712 Panel-Door, Black
- 128728-01-705 Top-Main, Black
- 102020-01-724 Bumper-Main Top
- 112881-04-703 Knob-Thermostat, Black
- 112881-04-704 Valve-Oven
- 112881-04-706 Pilot Oven
- 126023-01-717 Burner-Oven
- 126023-01-734 Thermostat/Oven-Ser.#10/11&14
- 126023-02-702 Pipe-Manifold
- 128728-01-701 Knob-Burner, Rear
- 128728-01-702 Knob-Burner, Front
- 128728-01-705 Top-Main, Black
- 128728-01-707 Knob-Ignitor
- 128728-01-708 Fitting w/Orifice/Tube-Rear
- 128728-01-710 Fitting w/Orifice/Tube-Front
- 128728-01-716 Ignitor f/Burners
- 128728-01-717 Wires-Ignitor (1 Per Pkg.)
- 135065-01-701 Ignitor/Porcelain-Top Burner

CONTINUED NEXT COLUMN

AMANA ALY2280ADB CONTINUED

- 135065-01-703 Valve/Burner-Rear
- 135065-03-700 Fitting-Half Union
- 135065-03-701 Screw-Valve
- 135065-03-703 Grate, Black (Sealed Burner)
- 135065-03-715 Top-Main, Stainless Steel
- 135656-01-701 Mixer/Air
- 112881-01-721 Deflector/Flue, Blk, Sealed Burner
- 112881-03-702 Clip-Main Top
- 126023-01-713 Trim-Side (Right)
- 126023-01-714 Trim-Side (Left)
- 126023-01-716 Rack-Oven
- 126023-01-718 Flue Box Assembly
- 126023-01-731 Bottom-Oven
- 128728-01-703 Pin/T-Nut f/Hinge
- 135066-03-701 Panel-Manifold, Black
- 135066-03-708 Spring-Oven Door
- 102020-01-701 Handle-Door
- 102020-01-725 Glass Outer
- 126023-01-732 Seal/Oven Door Top
- 135066-03-702 Panel-Door, Stainless Steel
- 135065-01-705 Burner/Sealed Asm.
- 135065-03-716 Valve, Set Screw/Gasket
- 151279-01-700 Burner-Pilot, RV
- 102020-01-734 Bumper-Grate, Pkg. of 8
- 112881-03-701 Regulator Kit w/Fittings
- 126023-02-700 Knob-Thermostat
- 151277-03-704 Grommet/Bumper f/Sgl. Grate



**3-Burner Range w/ Oven
CLY1620BDB**

(Shown in white for example)

- 151277-01-01A Range-16", 3-Burner, Mercury Free, Black Door, Textured, CLY1620BDB
- 135065-01-705 Burner/Sealed Asm.
- 102020-01-724 Bumper-Main Top
- 112881-03-701 Regulator Kit w/Fittings
- 112881-04-700 Burner-Top/Left Rear
- 112881-04-701 Burner-Top/Front
- 112881-04-705 Push Ring (Electrode Mtg.)
- 112881-04-708 Clip-Flash Tube
- 112881-04-709 Shield-Spark
- 126023-01-711 Electrode-Ignitor (Only)
- 126023-01-735 Kit-Ignitor Top Burner & Knob
- 126023-01-736 Flash Tube Extension (Rear)
- 126023-01-737 Flash Tube Extension (Front)
- 128728-01-701 Knob-Burner-Rear
- 128728-01-702 Knob-Burner-Front
- 128728-01-707 Knob-Ignitor
- 135065-03-700 Fitting-Half Union
- 151277-01-700 Top-Main (Black)
- 151277-01-701 Valve/Rear w/Set Screw
- 151277-01-702 Valve/Front w/Set Screw
- 112881-04-706 Pilot-Oven
- 102020-01-734 Bumper-Grate, Pkg. of 8
- 151277-03-706 Grate/1Pce. Style w/New Top

CONTINUED NEXT PAGE

APPLIANCES

3-BURNER W/ OVEN (CLY1620BDB) CONTINUED

151277-03-703 Top-Main Single Grate/Open, Blk.
 151277-03-705 Top-Main Single Grate/Sealed, Blk.
 151277-03-702 Top-Main Single Grate/Sealed, SST
 151279-01-700 Burner-Pilot-RV
 151279-02-700 Burner-Oven w/Shutter
 151279-02-701 Knob-Thermostat, Black
 151279-02-702 Pipe-Manifold
 151279-02-703 Thermostat
 151279-02-704 Elbow-Block Asm. (Valve-Oven)
 112881-01-721 Deflector/Flue, Blk Sealed Burner
 112881-03-702 Clip-Main Top
 112881-04-707 Manifold, Black
 126023-01-713 Trim-Side, Right, Black
 126023-01-714 Trim-Side, Left, Black
 126023-01-716 Rack-Oven
 126023-01-718 Flue Box Assembly
 126023-01-731 Bottom-Oven
 128728-01-703 Pin/T-Nut f/Hinge
 135066-03-700 Spring-Oven Door
 126023-01-732 Seal/Oven Dr. Top
 128727-01-701 Handle-Oven Door
 135066-03-714 Seal-Oven Door Sides
 144972-01-701 Panel (Door), Black
 112881-01-713 Door/Oven-Text./Blk., No Window
 102022-01-704 Glass Panel Oven F/Oven Door
 151277-03-704 Grommet/Bumper f/Sgl. Grate



3-Burner Range w/ Oven CLY1628BDB

(Shown in white for example)

151277-02-01A Range-16", 3-Burner, Mercury Free, Black Door/Textured, CSA CLY1628BDB
 112881-01-713 Door/Oven Text/Black-No Window
 112881-01-719 Trim-Flat, LH, Black, Textured
 112881-01-720 Trim-Flat, RH, Black, Textured
 112881-01-723 Deflector/Flue, Blk., Non-Seal
 112881-02-702 Spring-Oven Door f/1631
 112881-03-702 Clip-Main Top
 112881-04-707 Manifold-Black
 126023-01-716 Rack-Oven
 126023-01-718 Flue Box Assembly
 126023-01-731 Bottom-Oven
 128728-01-703 Pin/T-Nut f/Hinge
 112881-02-705 Door/Oven-Text/Blk., f/Window
 126023-01-732 Seal/Oven Door Top
 128727-01-701 Handle-Oven Door
 102020-01-724 Bumper-Main Top
 112881-03-701 Regulator Kit w/Fittings
 112881-04-700 Burner-Top/Left Rear
 112881-04-701 Burner-Top/Front
 112881-04-705 Push Ring (Electrode Mtg.)
 112881-04-708 Clip-Flash Tube
 112881-04-709 Shield-Spark
 126023-01-700 Burner-Top (RT-Rear), 5100 BTU
 126023-01-711 Electrode-Ignitor (Only)
 126023-01-735 Kit-Ignitor, Top Burner & Knob
 126023-01-736 Flash Tube Extension (Rear)

CONTINUED NEXT COLUMN

3-BURNER W/ OVEN (CLY1628BDB) CONTINUED

112881-04-706 Pilot-Oven
 126023-01-737 Flash Tube Extension (Front)
 128728-01-701 Knob-Burner, Rear
 128728-01-702 Knob-Burner, Front
 128728-01-707 Knob-Ignitor
 135065-03-700 Fitting-Half Union
 151277-01-700 Top-Main, Black
 151277-01-701 Valve/Rear w/Set Screw
 151277-01-702 Valve/Front w/Set Screw
 151279-01-700 Burner-Pilot-RV
 151279-02-700 Burner-Oven w/Shutter
 151279-02-701 Knob-Thermostat, Black
 151279-02-702 Pipe-Manifold
 151279-02-703 Thermostat
 151279-02-704 Elbow Block Asm. (Valve-Oven)
 102020-01-734 Bumper-Grate, Pkg. of 8
 151277-03-706 Grate/1Pce. Style w/New Top
 151277-03-703 Top-Main Single Grate/Open, Blk.
 151277-03-705 Top-Main Single Grate/Sealed, Blk.
 151277-03-702 Top-Main Single Grate/Sealed, SST
 151277-03-704 Grommet/Bumper f/Sgl. Grate



3-Burner Range w/ Oven CLY2220BDB

(Shown in black for example)

151277-03-01A Range-22", 3-Burner, Mercury Free, Black Door, Textured, CLY2220BDB
 102020-01-724 Bumper-Main Top
 112881-03-701 Regulator Kit w/Fittings
 112881-04-706 Pilot-Oven
 128728-01-701 Knob-Burner, Rear
 128728-01-702 Knob-Burner, Front
 128728-01-705 Top-Main, Black
 128728-01-707 Knob, Ignitor
 128728-01-708 Fitting w/Orifice/Tube, Rear
 128728-01-710 Fitting w/Orifice/Tube, Frt.
 128728-01-716 Ignitor f/Burners
 128728-01-717 Wires-Ignitor (1 Per Pkg.)
 135065-01-701 Ignitor/Porcelain-Top Burner
 135065-01-703 Valve/Burner-Rear
 135065-03-700 Fitting-Half Union
 135065-03-703 Grate-Black (Sealed Burner)
 135065-03-715 Top-Main, Stainless Steel
 135656-01-701 Mixer/Air
 151279-01-700 Burner-Pilot, RV
 151279-02-700 Burner-Oven w/Shutter
 151279-02-701 Knob-Thermostat, Black
 151279-02-702 Pipe-Manifold
 151279-02-703 Thermostat
 151279-02-704 Elbow Block Asm. (Valve-Oven)
 112881-01-721 Deflector/Flue, Blk. Sealed Burner
 112881-03-702 Clip-Main Top
 126023-01-713 Trim-Side (Right) Black
 126023-01-714 Trim-Side (Left) Black
 126023-01-716 Rack-Oven

CONTINUED NEXT COLUMN

3-BURNER W/OVEN (CLY2220BDB) CONTINUED

126023-01-718 Flue Box Assembly
 126023-01-731 Bottom-Oven
 128728-01-703 Pin/T-Nut f/Hinge
 102020-01-734 Bumper-Grate Pkg. of 8
 112881-03-701 Regulator Kit w/Fittings
 135066-03-701 Panel-Manifold, Black
 135066-03-708 Spring-Oven Door
 135065-03-716 Valve-Set Screw/Gasket
 102020-01-725 Glass Outer
 126023-01-712 Panel-Door, Black
 126023-01-732 Seal/Oven Door Top
 126023-01-738 Clip-Glass Oven Rack
 128727-01-701 Handle-Oven Door
 135066-03-714 Seal-Oven Door Sides
 126023-01-735 Kit-Ignitor, Top Burner & Knob
 151277-03-702 Top-Main, Single Grate/Sealed, SST
 151277-03-703 Top-Main, Single Grate/Open, Black
 151277-03-704 Grommet/Bumper f/Sgl. Grate
 151277-03-705 Top-Main, Sgl. Grate, Sealed, Black
 151277-03-700 Grate/Single Style w/open Air Burner
 151277-03-701 Grate/Single Style w/Sealed Burner
 135065-01-705 Burner/Sealed Assembly
 151277-03-704 Grommet/Bumper f/Sgl. Grate



Atwood R-2137BGP 21" Range w/Oven, 3 Burner Black Replacement Parts

121758-01-01A Range w/Oven 21" 3 Burner Black (Pc. Parts Only)
 106689-01-704 Regulator-Extreme Pressure
 121758-01-701 Ignitor Piezo (Rotary)
 121758-01-708 Burner Center (High Output)
 107323-01-711 Cushion-Grate, Rubber
 121758-02-707 Knob Kit-Model R2138
 121758-02-701 Clip-Grate, Black
 106693-01-702 Bumper-Rubber 1/2"

Atwood R-2138BGP Replacement Parts

(Not Shown)

19"D x 20-1/4"W x 21"H
 121758-02-01A Range, 21" 3 Burner Black, R-2138BGP (Pce. Parts Only)
 106689-01-704 Regulator-Extreme Pressure
 121758-01-701 Ignitor Piezo (Rotary)
 121758-01-705 Valve High Output
 121758-01-708 Burner Center (High Output)
 107323-01-711 Cushion, Grate-Rubber
 121758-02-701 Clip-Grate
 121758-02-704 Valve-Safety
 121758-02-707 Knob Kit-Model R38
 106693-01-702 Bumper-Rubber 1/2"



**Atwood D26-ST
Replacement Parts**

- 14-1/8"W x 4-1/2"H x 19"D.
 113947-02-01A Range-2 Burner w/Cover Valve D26-ST (Pce. Parts Only)
 101593-01-700 Grate-Designer Style
 101593-01-701 Screw-Thumb
 106689-01-704 Regulator-Extreme Pressure
 107323-01-711 Cushion-Grate, Rubber
 113947-01-704 Top-Stove, 2 Burner, Stainless Steel
 113947-02-700 Valve-Burner
 113947-02-703 Burner-Left


**Atwood D26-SG
Replacement Parts**

- 113947-02-02A Range-2 Burner w/Cover Valve D26-SG (Piece Parts Only)
 101593-01-700 Grate-Designer Style
 101593-01-701 Screw-Thumb
 106689-01-704 Regulator-Extreme Pressure
 107323-01-711 Cushion-Grate, Rubber
 113947-02-700 Valve-Burner
 113947-02-702 Burner-Right
 113947-02-703 Burner-Left



**Maytag MLZ8505ADB
Replacement Parts**


- 128728-01-01A Range, 3-Burner w/o Oven, Blk. Piezo (Piece Parts Only)
 128728-01-703 T-Nut, F/Hinge
 128728-01-704 Panel, Manifold
 128728-01-705 Top, Main-Black
 128728-01-707 Knob-Ignitor
 128728-01-708 Fitting-Orifice Tube, Rear
 128728-01-710 Fitting-Orifice Tube, Front
 128728-01-716 Burner-Ignitor
 135065-01-705 Burner/Sealed Asm.



**Magic Chef
3-Burner Range w/Oven**

Pce. Parts

- 21-3/8"W x 20"D x 16-11/16 H
 135656-01-01A Range-3 Burner w/Oven 16" Black., CLY1645BDB (Pce. Parts Only)
 102020-01-734 Bumper-Grate, Pkg. of 8
 112881-01-719 Trim-Flat LH, Black Textured
 112881-01-720 Trim-Flat RH, Black Textured
 112881-01-721 Deflector Flue, Black Textured
 112881-03-702 Clip-Main Top
 126023-01-716 Rack-Oven
 126023-01-729 Panel-Manifold
 126023-01-731 Bottom-Oven
 128728-01-703 Pin/T-Nut f/Hinge
 102020-01-724 Bumper-Main Top
 112881-01-705 Knob-Top Burner
 112881-01-718 Knob-Top Burner, Hi-Output
 126023-01-717 Burner-Oven
 126023-01-734 Thermostat Oven
 128728-01-705 Top-Main, Black
 128728-01-708 Fitting-Orifice Tube, Rear
 128728-01-710 Fitting-Orifice Tube, Front
 135065-01-705 Burner-Sealed Assembly
 135656-01-700 Knob-Thermostat
 102020-01-701 Handle, Door
 102022-01-704 Glass-Outer
 112881-02-705 Door/Oven-Text/Blk. f/Window
 126023-01-732 Seal-Oven Door, Top
 128728-01-703 Pin-T-Nut f/Hinge
 128728-01-716 Burner-Ignitor
 128728-01-717 Wires-Ignitor
 135065-01-701 Ignitor/Top Burner
 135065-03-716 Valve-Set Screw/Gasket
 135065-01-703 Valve/Burner/Rear
 126023-01-735 Kit-Ignitor Top Burner & Knob
 128727-01-701 Handle-Oven Door
 102020-01-709 Bumper Grate
 112881-03-701 Regulator Kit w/Fittings
 102020-01-734 Bumper-Grate, Pkg. of 8
 151277-03-704 Grommet/Bumper f/Sgl. Grate



3-Burner Range w/Oven

Pce. Parts

- 21-3/8"W x 20"D x 16-11/16"H
 135656-03-01A Range-16"/3-Burner w/Oven/New Style Knobs/Grates, Amana ALY1680ADB (Pce. Parts Only)
 102020-01-724 Bumper-Main Top
 112881-04-704 Valve-Oven
 112881-04-706 Pilot-Oven
 126023-01-717 Burner-Oven
 126023-01-734 Thermostat Oven 11/CLY Model
 128728-01-705 Top-Main-Black
 128728-01-707 Knob-Ignitor
 128728-01-708 Fitting w/Orifice/Tube-Rear
 128728-01-710 Fitting w/Orifice/Tube-Front
 128728-01-716 Burner-Ignitor
 128728-01-717 Wires-Ignitor (1 Per Pkg.)
 135065-01-701 Ignitor/Top Burner
 135065-01-703 Valve/Burner-Rear
 135065-03-700 Fitting-Half Union
 135065-03-703 Grate-Black (Sealed Burner)
 135656-01-701 Mixer/Air
 112881-01-719 Trim-Flat-LH-Black Textured
 112881-01-720 Trim-Flat-RH-Black Textured
 112881-01-723 Deflector/Flue-Blk-Non Seal
 112881-03-702 Clip-Main Top
 126023-01-716 Rack-Oven
 126023-01-731 Bottom-Oven
 128728-01-703 Pin/T-Nut f/Hinge
 135066-03-700 Spring-Oven Door
 135066-03-701 Panel-Manifold-Black
 102020-01-725 Glass-Outer
 112881-02-705 Door/Oven-Text/Blk-f/Window
 126023-01-732 Seal/Oven Dr-Top
 135065-01-705 Burner/Sealed Asm.
 135065-03-716 Valve-Set Screw/Gasket
 112881-01-721 Deflector/Flue-Black, Sealed Burner
 128727-01-701 Handle-Oven Door
 128728-01-701 Knob-Burner, Rear
 128728-01-702 Knob-Burner, Front
 135065-01-705 Burner/Sealed Asm.
 126023-02-702 Pipe, Manifold
 102020-01-734 Bumper-Grate, Pkg. of 8
 112881-03-701 Regulator Kit, w/Fittings
 126023-02-700 Knob-Thermostat
 151277-03-704 Grommet/Bumper f/Sgl. Grate

APPLIANCES



21-3/8"W x 20"D x 22"H

22" 3-Burner Range

Pce. Parts

144972-01-01A Range-22", 3-Burner/Lg. Knob/Grates, Blk., CLY2220ADB (Pce. Parts Only)
 102020-01-724 Bumper-Main Top
 112881-04-700 Burner-Top/Left Rear
 112881-04-701 Burner-Top/Front
 112881-04-704 Valve-Oven
 112881-04-705 Push Ring (Electrode Mtg.)
 112881-04-706 Pilot-Oven
 126023-01-711 Electrode-Ignitor (Only)
 126023-01-717 Burner-Oven
 126023-01-734 Thermostat/Oven Series #11
 126023-01-737 Flash Tube Extension (Front)
 126023-02-702 Pipe-Manifold
 128728-01-707 Knob-Ignitor
 135065-03-700 Fitting-Half Union
 135065-03-701 Screw-Valve
 135656-01-701 Mixer/Air
 112881-01-721 Deflector/Flue-Blk.-Sealed
 112881-03-702 Clip-Main Top
 126023-01-713 Trim-Side (Right)
 126023-01-714 Trim-Side (Left)
 126023-01-716 Rack-Oven
 126023-01-718 Flue Box Asm.
 126023-01-731 Bottom-Oven
 128728-01-703 Pin/T-Nut f/Hinge
 135066-03-700 Spring-Oven Door
 144972-01-700 Panel-(Manifold) Black
 126023-01-732 Seal/Oven Dr. Top
 151277-01-701 Valve/Rear w/Set Screw
 151277-01-703 Valve/Front w/Set Screw
 126023-01-735 Kit-Ignitor Top Burner & Knob
 102020-01-734 Bumper-Grate, Pkg. of 8
 112881-03-701 Regulator Kit w/Fittings
 135065-01-705 Burner/Sealed Asm.
 128728-01-705 Top-Main, Black
 126023-02-700 Knob-Thermostat
 151277-03-704 Grommet/Bumper f/Sgl. Grate



CLY1641BDB



CLY1631BDL



CLY1631BDB

Magic Chef 3-Burner Ranges Replacement Parts

21-3/8" W x 20" D x 16-11/16" H.

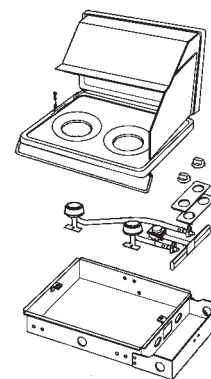
112881-02-02A Range, 16" 3-Burner Almond
 CLY1631BDL (Piece Parts Only)
 112881-02-03A Range, 16" 3-Burner Black
 CLY1631BDB (Piece Parts Only)
 112881-02-04A Range-16" 3 Burner-Bisque,
 CLY1631BDQ (Piece Parts Only)
 126023-01-717 Burner-Oven
 112881-01-717 Burner, Top Rear
 112881-02-703 Burner, Top (Frt.) High Output
 112881-01-718 Knob-Top Burner Hi-Output
 112881-01-705 Knob-Top Burner
 126023-01-704 Knob-Thermostat
 126023-01-705 Pipe-Manifold
 102022-01-708 Regulator, 1/4 & 1/2 Out
 102020-01-724 Bumper, Main Top
 112881-01-722 Thermostat
 126023-01-710 Valve-Burner (Front)
 112881-02-701 Clip-Main Top (Rear)
 112881-01-720 Trim-Flat RH, Black Textured
 112881-01-719 Trim-Flat LH, Black Textured
 112881-02-702 Spring-Oven Door
 126023-01-716 Rack-Oven
 112881-01-713 Door-Oven Textured, Black
 102020-01-701 Handle-Door
 126023-01-728 Top Main, Black w/Brace
 126023-01-727 Top Main, Almond
 112881-02-705 Panel-Door, Black
 112881-02-704 Spring-Oven Door
 126023-01-730 Grate-Top
 135656-01-701 Mixer/Air
 128728-01-703 Pin-T-Nut f/Hinge
 126023-01-734 Thermostat/Oven Series, #11



Maytag MLY2245ADB Replacement Parts

21-3/8"W x 20"D x 22"H

128727-01-01A Range, 3-Burner w/Oven 22" Black (Pce. Parts Only)
 102020-01-734 Bumper-Grate, Pkg. of 8
 102020-01-724 Bumper-Main
 102020-01-725 Glass Outer
 102020-01-729 Regulator-Press
 112881-01-722 Thermostat
 112881-02-701 Clip-Main Top (Rear)
 126023-01-705 Pipe-Manifold
 126023-01-711 Electrode-Ignitor
 126023-01-712 Panel-Door (Black)
 126023-01-713 Trim-Side (Right)
 126023-01-714 Trim-Side (Left)
 126023-01-716 Rack-Oven
 128728-01-705 Top-Main, Black
 128728-01-707 Knob-Ignitor
 128728-01-710 Fitting-Orifice Tube
 128728-01-716 Burner-Ignitor
 128728-01-717 Wires-Ignitor
 102020-01-720 Valve-Mercury Control
 135065-01-705 Burner/Sealed Asm.
 151277-03-704 Grommet/Bumper f/Sgl. Grate



Wedgewood D26-SV Replacement Parts

113948-03-01A Range-2-Burner w/o Cover (Pce. Parts Only)
 101593-01-700 Grate-Designer Style
 106689-01-704 Regulator-Extreme Pressure
 107323-01-710 Clip-Grate
 107323-01-711 Cushion-Grate Boots-Rubber
 113947-02-702 Burner-Right
 113947-02-703 Burner-Left




**16" 3-Burner Range
ALY1680BDB
Replacement Parts**

- 151279-01-01A Range-16", 3-Burner/Sealed-Mercury Free, Blk Door/Glass, ALY1680BDB (Pce. Parts Only)
- 112881-01-719 Trim-Flat LH, Black Textured
- 112881-01-720 Trim-Flat RH, Black Textured
- 112881-01-723 Deflector/Flue, Blk.-Non Seal
- 112881-03-702 Clip-Main Top
- 126023-01-716 Rack-Oven
- 126023-01-718 Flue Box Assembly
- 126023-01-731 Bottom-Oven
- 128728-01-703 Pin/T-Nut f/Hinge
- 135066-03-700 Spring-Oven Door
- 135066-03-701 Panel-Manifold, Black
- 102022-01-704 Glass Outer
- 112881-02-705 Door/Oven, Text. Blk. f/Window
- 126023-01-732 Seal/Oven Dr. Top
- 126023-01-738 Clip-Glass Oven, Black
- 128727-01-701 Handle-Oven Door
- 102020-01-734 Bumper-Grate, Pkg. of 8
- 102020-01-724 Bumper-Main Top
- 112881-03-701 Regulator Kit w/Fittings
- 112881-04-706 Pilot-Oven
- 128728-01-701 Knob-Burner, Rear
- 128728-01-702 Knob-Burner, Front
- 128728-01-705 Top-Main, Black
- 128728-01-707 Knob, Ignitor
- 128728-01-708 Fitting w/Orifice/Tube-Rear
- 128728-01-710 Fitting w/Orifice/Tube-Frt.
- 128728-01-716 Ignitor f/Burners
- 128728-01-717 Wires-Ignitor
- 135065-01-701 Ignitor/Porcelain-Top Burner
- 135065-01-703 Valve/Burner-Rear
- 135065-03-700 Fitting-Half Union
- 135065-03-715 Top-Main, Stainless Steel
- 135656-01-701 Mixer/Air
- 151279-01-700 Burner-Pilot-RV
- 151279-02-700 Burner-Oven w/Shutter
- 151279-02-701 Knob-Thermostat, Black
- 151279-02-702 Pipe-Manifold
- 151279-02-703 Thermostat
- 151279-02-704 Elbow Block Asm. (Valve-Oven)
- 135065-01-705 Burner/Sealed Asm.
- 135065-03-716 Valve-Set Screw/Gasket
- 135065-01-705 Burner/Sealed Asm.
- 112881-04-706 Pilot-Oven
- 112881-03-701 Regulator Kit w/Fittings
- 151277-03-704 Grommet/Bumper f/Sgl. Grate



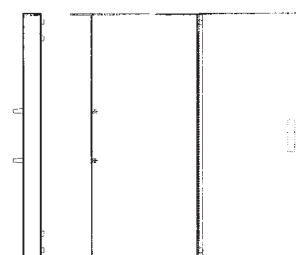
**22" 3-Burner Range
ALY2280BDB**

- 151279-02-01A Range-22", 3-Burner/Sealed-Mercury Free, Blk Door/Glass, ALY2280BDB
- 112881-01-721 Deflector/Flue, Blk. Sealed Burner
- 151279-02-02A Range-22" 3-Burner/Sealed, Mercury Free SST Door/Glass-ALY2280BDS
- 112881-03-702 Clip-Main Top
- 126023-01-713 Trim-Side (Right), Black
- 126023-01-714 Trim-Side (Left), Black
- 126023-01-716 Rack-Oven
- 126023-01-718 Flue Box Assembly
- 126023-01-731 Bottom-Oven
- 128728-01-703 Pin/T-Nut f/Hinge
- 135066-03-701 Panel-Manifold, Black
- 135066-03-708 Spring-Oven Door
- 102020-01-725 Glass Outer
- 126023-01-712 Panel-Door, Black
- 126023-01-732 Seal/Oven Dr. Top
- 126023-01-738 Clip-Glass Oven, Black
- 128727-01-701 Handle-Oven Door
- 135066-03-714 Seal-Oven Door Sides
- 102020-01-734 Bumper-Grate, Pkg. of 8
- 102020-01-724 Bumper-Main Top
- 112881-03-701 Regulator Kit w/Fittings
- 112881-04-706 Pilot-Oven
- 128728-01-701 Knob-Burner, Rear
- 128728-01-702 Knob-Burner, Front
- 128728-01-705 Top-Main, Black
- 128728-01-707 Knob, Ignitor
- 128728-01-708 Fitting w/Orifice/Tube-Rear
- 128728-01-710 Fitting w/Orifice/Tube-Front
- 128728-01-716 Ignitor-f/Burners
- 128728-01-717 Wires-Ignitor
- 135065-01-701 Ignitor/Porcelain-Top Burner
- 135065-01-703 Valve/Burner-Rear
- 135065-03-700 Fitting-Half Union
- 135065-03-703 Grate, Black (Sealed Burner)
- 135065-03-715 Top-Main, Stainless Steel
- 135656-01-701 Mixer/Air
- 151279-01-700 Burner-Pilot-RV
- 151279-02-700 Burner-Oven w/Shutter
- 151279-02-701 Knob-Thermostat, Black
- 151279-02-702 Pipe-Manifold
- 151279-02-703 Thermostat
- 151279-02-704 Elbow Block Asm. (Valve-Oven)
- 151279-02-705 Pilot-Oven
- 135066-03-702 Panel-Door, SST
- 135065-03-716 Valve-Set Screw/Gasket
- 151277-01-704 Hinge Kit-Oven Door/Lt.
- 151277-01-705 Hinge Kit-Oven Door/Rt.
- 135065-01-705 Burner/Sealed Assembly
- 112881-03-701 Regulator Kit w/Fittings
- 151277-03-704 Grommet/Bumper f/Sgl. Grate




(White for example only)
Bi-Fold Cooktop Cover

- 126022-04-01A Cover-Range, Bi-Fold 16". Black
- 126022-05-01A Cover-Range, Bi-Fold 22". Black



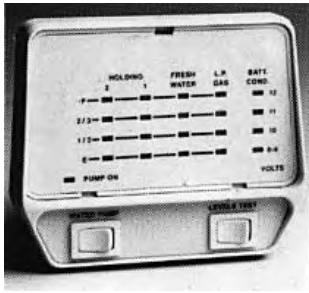
Bifold Range Cover

- 151424-01-01A Cover-Range-Bifold, Black



**Monitor Panel
2 Tank-3 Switch**


- 9016
- 102765-04-01A Panel/Monitor-2 Tank/Water Heater/Adjustable Board, Almond
- 102765-04-700 Circuit Board
- 102765-01-700 Switch (On-On) Almond
- 097617-01-701 Switch (On-Off) Almond
- 097617-01-702 Switch (Mom) Almond



**Monitor Panel
2 Tank-2 Switch
Replacement Parts Only**

Philips 1756.

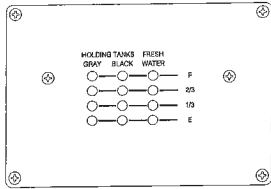
- 097617-01-01A Almond Panel (Piece Parts Only)
- 097617-01-703 Circuit Board
- 097617-01-701 Switch (SPST) Almond
- 097617-01-702 Switch (Mom) Almond



Monitor Panel

LA1032-00

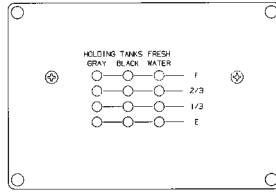
- 113566-03-01A Panel-Monitor, 1 Tank
- 113566-03-701 PC Board
- 096983-01-701 Switch-SPST MOM 2 Term.
- 111414-01-000 Receptacle-12V w/o Bimetal
- 113566-03-704 Cap-Rubber w/12 Volt Receptacle



Monitor Panel

LA1029-00

- 129561-01-01A Panel-Monitor 2 Tank
- 129561-01-700 PC Board
- 129561-01-701 Chassis Screened
- 129561-01-703 Harness



Monitor Panel

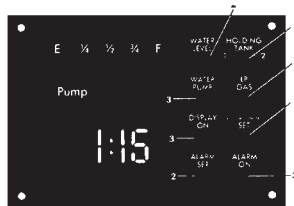
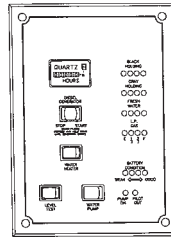
LA1077-00

- 129561-02-01A Panel-Monitor-Read Out Only-Holding/Water Tank
- 129561-01-701 Chassis Screened
- 129561-01-703 Harness
- 129561-02-700 PC Board

**Monitor Panel
Pce. Parts**

LA1026-00.

- 121148-04-01A Panel-Monitor, 2 Tank (Pce. Parts Only)
- 096983-01-700 Switch-On/Off
- 096983-01-701 Switch, SPST/MOM 2 Terminal
- 096983-01-702 Switch, Mom/Off/Mom 3 Term.
- 096983-01-703 Switch, On/On
- 100258-10-701 Gauge-Hour Meter, LCD
- 121148-02-700 Board-Circuit



Monitor Panel Switches

- (1) 096983-01-702 Switch
- (2) 096983-01-701 Switch, Mom
- (3) 096983-01-700 Switch-On/Off

Monitor Panel Wire Asm.

Three probe sending unit with resistor. (3 wires with orange cap). (Yellow, Green, Blue)

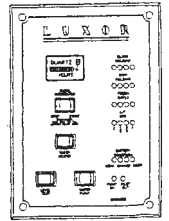
- 097618-01-000 Monitor Panel Wire Asm. (shown), 15.7"
- 097618-02-000 Wire Asm.-Monitor Panel, 102.4"



Monitor Panel Wire Asm.

- 129560-01-000 Wire Asm./Monitor Panel-3 Wires (2 Wht./Brown & Solid Brown)

**Luxor Monitor
Panel
Pce. Parts**

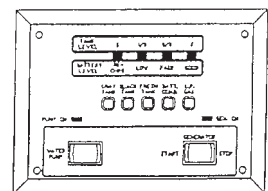
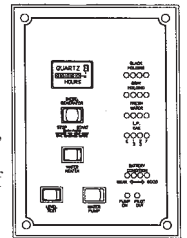


- 121148-02-01A Panel-Monitor, 2 Tank QD '96 L5099-20 (Pce. Parts Only)
- 121148-03-01A Panel-Monitor, 2 Tank Pump '97 LA1018-00 (Pce. Parts Only)
- 096983-01-700 Switch-On/Off
- 096983-01-701 Switch-SPST Mom. 2 Term.
- 096983-01-702 Switch-Mom/Off/Mom 3 Term.
- 096983-01-703 Switch-On/On
- 100258-10-701 Gauge-Hour Meter, Clip On, LCD
- 121148-02-700 Board-Circuit
- 100258-10-01A Gauge-Hour Meter w/Switch-LCD, Screw On

**Monitor Panel
Pce. Parts**

LA1028-00

- 121148-05-01A Panel-Monitor, 2 Tank Low (Pce. Parts Only)
- 096983-01-700 Switch On/Off
- 096983-01-701 Switch-SPST/Mom 2 Terminal
- 096983-01-702 Switch-Mom/Off/Mom 3 Terminal
- 096983-01-703 Switch-On/On
- 100258-10-701 Gauge-Hour Meter, Clip On
- 121148-02-700 Board-Circuit
- 100258-10-01A Gauge-Hour Meter w/Switch LCD, Screw-On



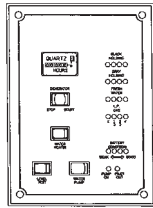
**Monitor Panel
Parts**

- LA1023-00
- 114014-02-02A Monitor-Panel w/Remote (Black w/White Letters)
- 096983-01-700 Switch, On/Off (Black)
- 096983-01-702 Switch, Mom/Off/Mom 3 Term.
- 114014-01-701 Circuit Board
- 096983-01-703 Switch-On-On
- 114014-01-700 Overlay-Silkscreen
- 097618-01-000 Wire Asm.-Monitor Panel (3 Wire-Yellow, Green, Blue)
- 100258-10-01A Gauge-Hour Meter w/Switch-LCD, Screw On
- 100258-10-701 Gauge, Hour Meter, LCD Readout Clip-On
- 114014-02-701 Overlay Silkscreen
- 114014-02-702 Board-Circuit

Monitor Panel

LA1027-00

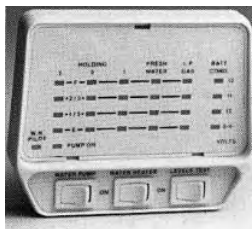
- 121148-06-01A Panel-Monitor, 2 Tank
- 096983-01-700 Switch-On/Off
- 096983-01-701 Switch, SPST/MOM 2 Terminal
- 096983-01-702 Switch, Mom/Off/Mom 3 Term.
- 096983-01-703 Switch, On/On
- 100258-10-701 Gauge-Hour Meter, Clip-On, LCD
- 121148-02-700 Board-Circuit
- 100258-10-01A Gauge-Hour Meter w/Switch, LCD, Screw On
- 100258-10-702 Hour Meter, Clip-On w/Gen. Switch



Monitor Panel Pce. Parts

Philips CP-9018

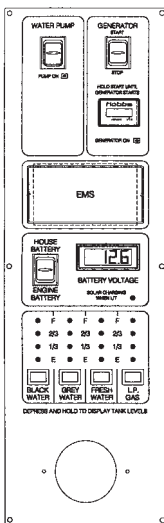
- 102765-03-01A Almond Panel (Pce. Parts Only)
- 102765-03-700 Circuit Board
- 102765-01-700 Switch (On-On) Almond
- 097617-01-701 Switch (On-Off) Almond
- 097617-01-702 Switch (Mom) Almond



Monitor Panel

LA1062

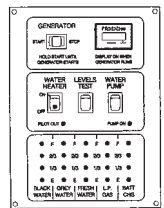
- 133004-04-01A Panel-Monitor, 2 Tank Digital Volt, Solar Model #LA1062
- 100258-10-701 Gauge-Hour Meter - Clip-On (LCD)
- 133004-01-701 Switch/DPDT On-On/Maintained
- 133004-01-702 Switch/DPDT Mom-On-Off-On
- 133004-01-704 Meter/Volt-Digital-LCD
- 133004-01-705 Switch/Mom-On-Push Button
- 133004-01-706 LED-Green-Panel Mount
- 133004-02-700 Board-PC
- 133004-04-700 Screened Chassis/Sub Assy.



Monitor Panel

LA 1045-00

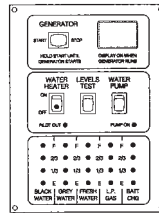
- 134940-01-01A Panel-Monitor, 2 Tank w/Generator
- 096983-01-701 Switch-SPST/Mom, 2 Terminal
- 096983-01-702 Switch-Mom/Off/Mom, 3 Terminal
- 096983-01-703 Switch-On/On
- 100258-10-701 Gauge-Hour Meter, Clip on LCD
- 134940-01-700 Board-PC
- 134940-01-701 Switch-SPST/On-Off, Black w/Light
- 134940-01-702 Chassis-Silkscreened
- 100258-10-702 Hour Meter (Snap-In) Switch & Wire



Monitor Panel

LA 1046-00

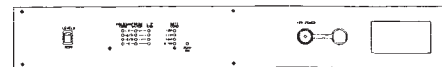
- 134940-02-01A Panel-Monitor, 2 Tank w/o Generator
- 096983-01-701 Switch-SPST/Mom, 2 Terminal
- 096983-01-703 Switch-On/On
- 134940-01-700 Board-PC
- 134940-01-701 Switch-SPST/On-Off, Black w/Light
- 134940-01-702 Chassis-Silkscreened
- 134940-02-700 Switch-Dummy



Monitor Panel Replacement Parts

L6009

- 113566-01-01A Switch On-Momentary (Piece Parts Only)
- 096983-01-703 Switch-On/On
- 113566-01-705 Board-Circuit
- 096983-01-701 Switch-SPST/Mom, 2 Term.
- 097618-01-000 Wire Asm.-Monitor Panel (Yellow, Green, Blue-3 Wire)
- 111414-01-000 Receptacle-12V w/o Bimetal
- 113566-03-704 Cap-Rubber, w/12V Recp.



Monitor Panel Replacement Parts

LA1001-00

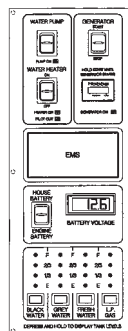
- 113566-02-01A Monitor-Panel (Pce. Parts Only)
- 096983-01-701 Switch, SPST-MOM-2 Term.
- 129560-01-000 Wire Asm. 2 Monitor Panel
- 111414-01-000 Receptacle-12V w/o Bimetal
- 113566-03-704 Cap-Rubber, w/12V Recp.
- 113566-03-701 PC Board



Monitor Panel

LA1047

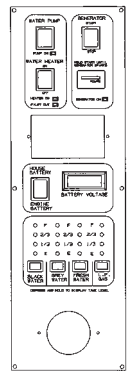
- 133004-02-01A Monitor-Panel 2 Tank Digital w/Solar Panel
- 100258-10-701 Gauge Hour Meter, Clip On, LCD, Clip On
- 133004-01-701 Switch/DPDT On-On/Maintained
- 133004-01-702 Switch/DPDT Mom/On/Off/On
- 133004-01-703 LED, Red-Panel Mount
- 133004-01-704 Meter Digital Panel
- 133004-01-705 Switch, SPNO Mom On/Off Push
- 133004-01-706 LED, Green-Panel Mount
- 133004-02-700 Board-PC
- 133004-02-701 Screened-Chassis
- 100258-10-01A Gauge-Hour Meter w/Switch-LCD, Screw On



Monitor Panel Replacement Parts

LA1040

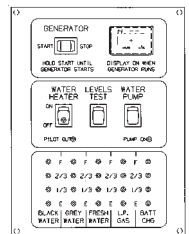
- 133004-01-01A Monitor-Panel 2 Tank Digital (Pce. Parts Only)
- 100258-10-701 Gauge Hour Meter, Clip On LCD
- 133004-01-700 PC Board
- 133004-01-701 Switch/DPDT On-On/Maintained
- 133004-01-702 Switch/DPDT Mom/On/Off/On
- 133004-01-703 LED, Red-Panel Mount
- 133004-01-704 Meter Digital Panel
- 133004-01-705 Switch, SPNO Mom On/Off Push
- 133004-01-706 LED, Green-Panel Mount
- 133004-01-707 Screened Chassis



Monitor Panel

LA 1071-00

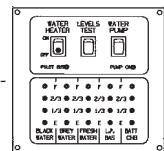
- 134940-06-01A Monitor Panel-2 Tank w/Generator Switch, LA1071-00
- 096983-01-701 Switch-SPST/Mom 2 Terminal
- 096983-01-702 Switch-Mom/Off/Mom/3 Terminal
- 096983-01-703 Switch-On/On
- 100258-10-701 Gauge-Hour Meter Only (LCD)
- 134940-01-701 Switch-SPST/On-Off, Blk.w/Light
- 134940-01-702 Chassis-Silkscreened
- 134940-06-700 Board-PC



Monitor Panel

LA 1086-00

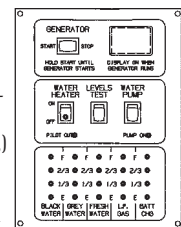
- 134940-10-01A Panel-Monitor-2-Tank w/o Generator Switch
- 096983-01-701 Switch-SPST/Mom 2 Terminal
- 096983-01-703 Switch-On/On
- 134940-01-701 Switch-SPST/On-Off/Blk. w/Light
- 134940-06-700 PC Board-Sensor System/Red
- 134940-10-700 Silkscreened Chassis



Monitor Panel

LA 1073-00

- 134940-07-01A Panel-Monitor-2 Tank w/o Generator (for use with non-contact tank sensors.)
- 096983-01-701 Switch-SPST/Mom 2 Terminal
- 096983-01-703 Switch-On/On
- 134940-01-701 Switch-SPST/On-Off, Blk w/Light
- 134940-01-702 Chassis-Silkscreened
- 134940-02-700 Switch-Dummy
- 134940-06-700 Board-PC



APPLIANCES

Monitor Panel

LA 1074-00

134940-08-01A Panel-Monitor-2 Tank w/Generator Switch Solar Charger, (for use w/non-contact tank sensors.)

096983-01-701 Switch-SPST/Mom 2 Terminal

096983-01-702 Switch-Mom/Off/Mom 3 Terminal

096983-01-703 Switch-On/On

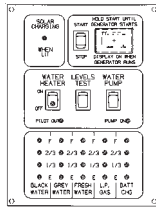
100258-10-701 Gauge-Hour Meter Only (LCD)

134940-01-701 Switch-SPST/On-Off, Blk.w/Light

134940-04-700 Chassis-Silkscreened

134940-04-701 Board-PC Solar Light

134940-06-700 Board-PC



Monitor Panel

LA1072-00

133004-05-01A Panel-Monitor-2 Tank Digital Volt Meter, Solar w/Water Heater Switch, (for use with non-contact tank sensors.)

100258-10-701 Gauge-Hour Meter Only (LCD)

133004-01-701 Switch/DPDT On-On/Maintained

133004-01-702 Switch/DPDT Mom/On/Off/On

133004-01-703 LED, Red-Panel Mount

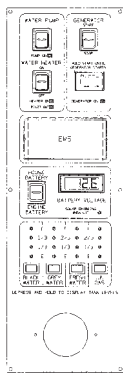
133004-01-704 Meter/Volt Digital LCD

133004-01-705 Switch, Mom On-Push Button

133004-01-706 LED, Green-Panel Mount

133004-05-700 Screened Chassis

133004-05-701 Board-PC



Monitor Panel Pce. Parts

LA1050

134940-04-01A Panel-Monitor, 2 Tank w/Generator Solar Charger (Pce. Parts Only)

096983-01-701 Switch-SPST/Mom 2 Terminal

096983-01-702 Switch-Mom/Off/Mom 3 Terminal

096983-01-703 Switch-On/On

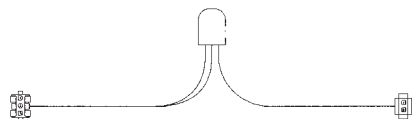
100258-10-701 Gauge/Hour Meter-Clip On LCD

134940-01-700 Board-PC

134940-01-701 Switch-SPST/On-Off/Blk. w/Light

134940-04-700 Chassis-Silkscreened


134940-04-701 Board-PC-Solar Light



Wire Asm.

151808-01-000 Wire Adapter w/Diode Pack, 2 Male & 3 Female f/Socket-Gray Tank

151808-02-000 Wire Adapter w/Diode Pack, 2 Female & 3 Male. Socket-Water, Black Tank




Microwave Vents

138983-01-01A Vent Asm. Microwave Outer, Brt. Wht.

138983-01-02A Vent-Microwave, Outer-Black

138983-02-01A Cover-Vent, Microwave, Outer, Brt. Wht.



Cover-Vent Microwave

138983-03-01A Cover-Vent Microwave/Outer, Bright White



(Black Unit is R1510)

Sharp R1510 Microwave

Sharp R1510 microwave features auto-touch control panel with large carousel turntable, sensor cook center, defrost center, keep warm plus, popcorn sensor, vegetable, reheat, child lock and 11 variable power levels. 1000 watts, black w/glass window. 29-15/16" W x 16-1/4" H x 15-9/16" D. 55 lbs.

119267-10-01A Oven-Microwave/Non-Convection w/Hood, Sharp R1510

119267-04-700 Filter-Grease

119267-10-700 Bracket/Mounting



Sharp R-1880 LS

The Sharp Insight™ over the range convection microwave oven features 1.1cu. ft., 13" diameter glass turntable, 7-digit, 2-color lighted display, auto-touch controls and special features of keep warm, automatic popcorn sensor, sensor cook, reheat sensor, convection temperature control, low mix/bake, high mix/roast, broil, slow cook, automatic settings for broiling, roasting and baking; automatic defrost, custom help, Minute Plus™, kitchen timer, 4-stage programming, 11 variable power levels, 2-speed ventilation fan, light, child lock, audible signal elimination, demonstration mode. 850 watts, 71 lbs. Stainless steel with black glass window. Outside dimensions: 29-15/16" W x 16-11/32" H x 15-9/32" D. Oven dimensions: 17-1/8" W x 8-1/16" H x 13-13/16" D.

119267-17-01A Oven-Microwave w/Hood, SST Sharp R-1880LS

119267-17-700 Turntable, Glass

119267-04-703 Plate-Mounting



Sharp R-1405 Microwave


(White Shown for Example)

The Sharp R-1405 microwave has a 1.4 cu. ft. oven capacity. Features are carousel turntable system, 5-digit, 2-color lighted display, Auto-touch controls include Minute Plus, Popcorn, Reheat, Cook, Defrost and Timer. 3-stage programming, 10 variable power levels, ventilation fan, work light, child lock, audible signal elimination, demonstration mode. 950 Watts. Black. 55 lbs. 29-15/16" W x 16-1/4" H x 15-9/16" D.

119267-15-01A Oven-Microwave/Non-Convection w/Hood, Sharp R-1405

119267-15-700 Support-f/Glass Tray

119267-15-701 Tray-Glass



Sharp Microwave/Convection

(SS Shown for Example)


1.1 cu. ft. oven capacity, turntable system with on/off setting, 13" diameter ceramic turntable, 7-digit, 2-color lighted display, auto-touch controls, keep warm, automatic popcorn sensor, sensor cook, reheat sensor, convection temperature control, low mix/bake, high mix/roast, broil, slow cook, CompuBroil, CompuRoast, CompuBake, CompuDefrost, custom help, minute plus, kitchen timer, 4-stage programming, 11 variable power levels, 2-speed ventilation fan, light, child lock, audible signal elimination. 850 watts. 29-15/16" W x 16-11/32" H x 15-9/32" D. Black.
 119267-12-01A Oven-Microwave/Conv. w/Hood R1870 US/R-1875
 119267-04-703 Plate-Mounting
 119267-04-704 Light Cover F/R1480/1850
 119267-12-700 Louver-Exhaust
 119267-04-700 Filter-Grease
 119267-12-702 Rack-High
 119267-12-703 Rack-Low
 119267-13-01A Oven-Microwave/Conv. w/Hood R1875A (CSA)
 119267-04-700 Filter-Grease
 119267-12-702 Rack-High
 119267-12-703 Rack-Low
 119267-04-701 Plate/Glass
 119267-12-701 Support f/Glass Tray



Sharp R-1514

Sharp R-1514, 1000 Watt, 1.5 cu. ft. microwave features 14-1/8" turntable diameter, 2 color lighted display, 11 sensor cook settings, popcorn key, reheating and defrosting options, 2-speed ventilation fan, work light, night light, clock, minute timer, minute plus, child safety lock, stainless steel. 29-15/16"W x 16-1/4"H x 15 9/16"D. 55 lbs.

119267-10-02A Oven-Microwave/Non-Convection w/Hood, US, R-1514
 119267-04-700 Filter-Grease
 119267-04-704 Light Cover
 119267-15-700 Support f/Glass Tray
 119267-10-700 Bracket/Mounting



GE Advantium Microwave

The SCA1001KSS 1.4 cu. ft. microwave features speedcook technology, multiple cooking modes, Halogen cooktop lighting, two-speed venting system and sensor cooking controls.

16.41"H x 29.88"W x 15.38"D.

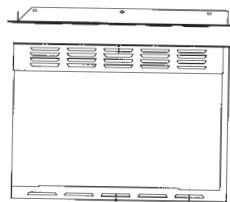
140147-04-03A Microwave Oven, GE SCA1001KSS, Stainless Steel
 140147-02-700 Tray-Glass
 140147-02-701 Filter-Grease (Sold as Pair)
 140147-02-702 Tray-Metal Pan
 140147-02-704 Bulb-Halogen



Sylvania SR11092BNG Microwave

Sylvania SR11092BNG features 0.9 cu. ft. and 900 watts of power, 10 power levels, digital touch pad, preset menus, safe child lock feature, speed and weight defrost, cook by weight, turntable, kitchen timer, express cooking. Outside dimension of 12-1/2" H x 20" W x 15-3/16" D. Oven cavity dimension of 8-7/16" H x 13-3/4" W x 13" D. Black

158686-02-01A Oven/Microwave, .9 cu. ft., Non-Convection w/o Trim/Vents
 158686-01-700 Plate-Glass
 158686-01-701 Trim Kit-2Pce.



Trim Kit

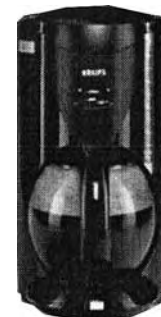
Top Has 4 Rows Of Louvers, Bottom Has One Row.
 164197-01-01A Trim Kit-Microwave, 1 Pce. Black



Sharp R-820BK Microwave/Convection

Sharp R-820BK features 0.9 cu. ft. w/12-3/4 diameter turntable, 900 watts, 2 line, 12-digit interactive display, custom help, CompuBake, CompuPizza, CompuGrill, CompuRoast, CompuCook, CompuDefrost, 4-popcorn settings, reheat key, minute plus, kitchen timer, programmable, 4-stage cooking, touch-on key. Black. 20-1/2"W x 12-1/8"H x 19-3/4"D. 44 lbs.

150606-04-01A Oven-Microwave/Convection, R-820BK, Black
 150606-04-02A Oven-Microwave/Convection/Silver, R-820JS
 150606-04-700 Rack-Baking
 150606-04-701 Plate/Turntable
 150606-05-01A Trim Kit-Microwave .9 cu ft., Black
 150606-05-02A Trim Kit-Microwave .9 cu. ft., Silver
 150606-06-01A Oven-Microwave Convection, Black, R-820BK-CSA



Countertop Krups Coffee Maker

The Krups "Crystal Arome Plus" 10-cup electronic coffee maker features a unique "DuoFilter" water filtration system. A filtration indicator on the coffee maker conveniently indicates when the water filter should be changed for optimal coffee brewing. For added convenience, Krups "Crystal Arome Plus" has a non-stick warming plate and innovative "Stop 'N Serve" feature that allows for serving coffee in the midst of the brewing cycle. Black. 13.6"H x 7.2"W x 11.2"D. 3.9 lbs.

138584-02-01A Coffee Maker, Countertop, Krups

APPLIANCES

Norcold MRFT-40

The MRFT-40 features improved cooling performance. New lid with more height for tall containers. Easy-access top loading in convenient, single, lift-out storage basket. AC plug and DC cord with cigarette lighter attachment. 20"H x 24-7/8" x 14-1/8"D. 1.5 cu. ft., 53 lbs.



Freezer Portable Dual Plug

119296-03-01A Freezer-Portable Dual Plug
 119296-03-700 Door Assembly Stat/Evaporator
 119296-03-701 Latch Assembly
 119296-03-702 Door Gasket
 119296-03-703 Hinge Assembly Set
 119296-03-704 Motor Cover Assembly
 119296-03-705 Thermostat
 119296-03-706 Basket
 119296-03-707 Cooling Unit
 119296-03-708 Cabinet Assembly
 119296-03-709 Cover Assembly-Case
 119296-03-710 Power Supply
 119296-03-711 Handle-Cabinet
 119296-03-712 Cushion-Corner
 119296-03-713 Cord Assembly-DC
 119296-03-714 Fuse-Special Terminal



Portable Freezer

This freezer features electronic thermostat and 3-stage battery monitor, removable coated wire basket, low voltage protector adjustable for consumer or starter battery with slide regulator. Electronic fuse with automatic reverse polarity protection. Standing height for standard 2 liter bottles. Extremely quiet running. 12/24 volts DC 110 volts AC, 39 quarts. Dimensions: 22.8"L x 17.5"H x 14"W.

155331-01-01A Freezer-Portable, Gray/Dark Gray
 155331-02-000 Cord/Power, Freezer 90° End



DishDrawer® Dishwasher

The DishDrawer® is an ergonomically designed dishwasher incorporating the familiar kitchen drawer concept into dishwashing. DishDrawer® is the only dishwasher that uses variable water pressures and a flow-through detergent dispenser with precise wash temperatures to deliver a superior wash. 22-7/16"L x 23-7/16"W x 16"H.

146340-01-01A DishDrawer® Dishwasher, No Face-DS603I
 146340-02-01A DishDrawer® Dishwasher, SST Face
 146340-02-700 Face Only For SST Dishwasher



2100XC Washer-Dryer

Built tough for RV and Marine use, the new 2100XC is Splendide's quietest, most durable and most convenient washer-dryer yet.

Combining an entirely new drum and motor system with Splendide's flagship 2-in-1 design, the 2100XC is able to wash bigger loads than many stackable laundry sets. Maximum capacity of 15 lbs. wash, 11 lbs. dry, 10 wash cycles and 3 dry cycles, 4-cycle option buttons, extra wide door opening, 11 1/2" diameter (160° swing) water use of 7.5 to 16 gallon/load, venting drying system, 148 lbs., 23-1/2" W x 33-1/8" H x 23-3/8" D. Electrical Specs: 120 V, 60 Hz, 11 A.

167453-01-01A Washer Dryer, White Vented, 2100XC



Splendide 2100 Washer/Dryer

The Splendide 2100 saves space. Washes and dries in one 24" space. Weighs only 161 lbs. Features 9 wash programs, 3 dry programs and 7 water temperature settings. Equipped with special vibration-dampening and noise reduction systems. 33-1/4"H x 23-7/16"W x 23-3/8"D. White.

153204-01-01A Washer/Dryer Vented, WD 2100



H-P Vacuflo Built-In Vacuum

108186-03-000 Vacuum Cleaner-Built In- w/o Hose/Tool Kit
 092304-02-700 Brush-Power, Vacuum (Rugrat)
 092304-02-702 Tool-Rug
 092304-02-707 Tool-Upholstery
 092304-02-708 Wand-Plastic
 092304-02-709 Hose Asm., 30' Complete
 092304-02-710 Secondary Filter
 108186-03-700 Paper Bag-3 Pkg.
 108186-03-701 Motor f/RV2000
 108186-03-703 Valve-Inlet-White
 108187-14-000 Hose-Flex, 1-1/4" Vacuum Cleaner
 108187-15-000 Connector-Flex Hose Kit
 108187-16-000 Valve/Inlet, Vacuum Cleaner, Black



VacPan™

The ideal complement to your built-in vacuum system. Install VacPan™ on your new or existing central vac system. Your VacPan™ will install flush-mounted to your wall or cabinet kickboard, never in the way and practically unnoticeable. To activate your VacPan™ simply direct the foot switch to the on position, sweep dirt and debris toward the powerful suction of your central vac and your floor is clean-instantly! Constructed with a strong ABS resin, VacPan™ is perfect for anywhere frequent cleanup and sweeping is needed.

142348-01-000 VacPan™, White
 142348-02-000 VacPan™, Black



8.5" Flipdown TV/DVD

The Directed OHD83800B1 flipdown LCD TV/DVD features are 12 V DC power, 16:9 screen format, resolution pixel of 1440 x 234, A/V input: DVD-AVI-AV2, A/V output of 1. Dimensions: 10.6" L x 9.9" W x 2" H. Black DC 12V.

164136-01-000 TV/DVD, 8.5" Flipdown - LCD/12 V.
164136-01-700 Headphone



Model 13BNL/3 13" Low Profile

Model 13BNL/3 13" Low Profile
12V DC-Only features a 36-key Tri-Mode TV/DVD/VCP infrared controller, internal speaker, rear panel jacks, front panel controls, on-screen display, quartz frequency synthesis tuning system. 11.6"H x 13.8"W x 13.8"D. 20.2 Lbs.

159733-01-000 TV-13" DC Only, KEC 13BNL/3
159733-01-700 Remote-TV



15" LCD TV MBQLC 154-W

The MB Quart 15" LCD TV features OSD menu, control, auto/manual TV station search, station memory, brightness, contrast and sharpness controls, TV system - ATSC and NTSC, control keys, standby/on, function, menu, channel up, channel down, volume up, volume down, AV in, component in, S-video-in, audio-in, TV ant-in, PC-in, built in left/right speakers. 12 V DC/AC 120 V. Dimensions: 14.4" W x 15.6" H x 6.6" D.

165808-01-000 TV-15" LCD/Stereo, 12 V
165808-02-000 Wire Asm. Power Cable



Toshiba 19A26

Toshiba 19A26 features the Blackstripe II picture tube, front firing speaker, glow TV remote, tri-lingual on-screen display, color coded wires, on-timer, 181-channel NTSC tuner, v-chip parental control system, sleep timer, channel return, video lock, channel lock, Game Timer™, front panel A/V inputs, RF input.

38.5 lbs., 19.25"W x 16-3/8" H x 18-1/4"D.

159178-03-000 TV-19" w/RCA Input, Toshiba 19A26

159178-03-700 Remote



Jensen JE1907 19" Widescreen LCD Flat Panel Television

The JE1907 is equipped with state-of-the-art features such as a wide 16:10 format, LCD panel HDTV ATSC tuner, convenient front controls, cable TV tuner, and high output front speakers. Not only is this TV the ultimate in high resolution video entertainment, it is uniquely developed with conformal coated circuit boards to help protect components against condensation and corrosion. Video inputs/outputs: composite input (1), S-video input (1), component input (1) HDMI input (1) composite video output (1), VGA input, audio inputs/outputs: Stereo mini phono jack input (1), stereo mini photo jack output (1) RCA input (4), RCA output (1).

Dimensions: 21.34" W x 15" H x 4" D. 110 V AC/12 V DC power

164495-01-000 TV-19", LCD 16:9, Bottom Speaker
164495-01-700 Remote-TV



20" Sharp LC-20S7U

The 20" Sharp LC-20S7U features a ASV LCD panel, built-in ATSC/NTSC tuners, component input, high brightness, 170°H/170°V viewing angles, 60,000 hour lamp life, 500:1 contrast ratio, HD component input. Audio system of 1W x 2, s-video input of 4-pin DIN x 1, composite video input of 2, composite video output of 1, audio input of RCA L/R x 3, audio output of RCA L/R x 1, fixed bottom speakers, headphone jack of 3.5 mm stereo mini jack x 1 (rear). Black with titanium speakers.

Dimensions: w/stand: 18-3/16" W x 17-7/64" H x 8-13/16" D., TV only: 18-3/16" W x 15-45/64" H x 3-45/64" D.

164598-01-000 TV-20" Flat Panel/LCD/Stereo,
Sharp LC-20S7U



20" TV RCA 20F424T

The RCA 20" diagonal TruFlat SDTV features built-in ATSC/NTSC/QAM Tuner for access to off-air digital programming, picture format control displays 16:9 or 4:3 digital programming. Sound logic audio leveler, on-screen clock, sleep and wake timers, electronic on-screen notepad and calendar mode, favorite channel list.

20.9" H x 22.8" W x 20.3" D. 47 lbs. Black finish.
149040-04-000 TV-20", Flat Stereo, RCA 20F424T



Samsung TXR2435 24" TV

Samsung TXR2435 features a 24" DynaFlat TV anti-distortion, anti-glare flat picture tube, turbo sound loudness function, front panel control buttons, velocity scan modulation improves edge detail, digital comb filter, full function remote control, normal and zoom screen filling modes, sound enhancement modes including standard, movie, music, speech & custom. Component video input, 2 rear A/V composite inputs, s-video input, side A/V input, fixed audio output. 10 watt stereo audio system. Power requirements 120w AC, 60Hz. Dimensions: 26.7" W x 20.2" H x 18.1" D. 78 lbs. This TV is not DHS compatible.

146299-01-701 TV-24" Stereo, Samsung TXR2435



Sony 24" TV

Sony KV24FS120MT02 features vertical aperture compensation, tilt correction, Trinitone® color temperature, dynamic picture processor circuitry, auto white balance, auto SAP, auto channel program, caption vision, clock/timer two event, favorite channel, on-screen display, sleep timer, V-chip parental control, video label and earphone jack. 28.3" x 20.3" x 18.9"

146299-02-000 TV-24" Stereo w/5 Jacks, Sony 24S120MT02



RCA 24" 24F524T

The 24" RCA 24F524T features a built-in ATSC/NTSC/QAM tuner for access to off-air digital programming, picture format control displays 16:9 or 4:3 digital programming, KidPass™ advanced parental control, broadcast stereo with bass and treble controls, electronic on-screen notepad and calendar mode, clock, sleep and wake timers. Black finish. 21" H x 27.7" W x 16.7" D. 75 Lbs.

164180-02-000 TV-24", Stereo Flat, 3 jack, 24F524T



RCA 24"

RCA 24" TruFlat Stereo television features broadcast stereo with 3 watts per channel and front-fired speaker system, sleep timer, digital comb filter, two sets of rear input jacks, front stereo audio/video input jacks, trilingual on-screen display. AC only. Silver diamond finish. 30-1/2"W x 22"H x 24-1/2"D. 80 lbs.

148230-02-000 TV-24" Stereo-Flat w/5 Jacks, RCA 24F530T
148230-01-700 Remote



RCA 24" TV

The RCA 24V414TAO features a 24" screen, 16:9/4:3 picture format, adjustable color warmth, digital picture formatting, sound logic (auto volume correction), audio power, on-screen menu system, auto channel search, favorite channel list, EnergyStar® qualified, v-chip, front panel lock, time display, sleep & wake timers, calendar mode, on-screen notepad, side A/V jacks, video input, RF input, rear outputs. Finish: (Front & Rear) Silver Diamond/Slate. 21.2" H x 24.8" W x 19.5" D.

152441-04-000 TV-24", Stereo/5 Jacks, RCA 24V414TAO



RCA 24V412T 24" TV

RCA 24V412T features broadcast stereo and front-fired speaker system, on-screen clock, sleep and wake timers, rear stereo AV inputs with s-video, side stereo AV inputs, rear AV outputs, trilingual on-screen display, electronic on-screen notepad, favorite channel list, front panel lock. Silver diamond/black finish. 24-7/8" W x 21-1/4" H x 19-13/16" D. 61.6 lbs.

152441-02-000 TV-24", Stereo/3 Jacks-RCA 24V412T
152441-03-000 TV-24", Stereo/5 Jacks-RCA 24V412TAO
152441-01-700 Remote-TV



Jensen 26" LCD Television

Key features of the JE2608 are the 26" diagonal screen, 16x9 format, integrated ATSC HDTV tuner, PAL compatible, resolution: 1366 x 768, brightness 500 NIT, contrast ratio: 800:1, viewing angle: 160/150.

Dimensions of 26.8" W x 18.6" H x 3.6" D.

166446-01-000 TV-26", LCD 16.9, Bottom Speaker



Norcent LT-2725 27" LCD TV

The Norcent LT-2725 LCD television features a 27" widescreen, TV reception is provided via built-in ATSC, clear-QAM and NTSC tuner, HDMI input delivers uncompressed, crystal-clear digital video & audio via a single cable, SRS creates a virtual surround sound experience from the internal speakers, HD panel resolution (1366 x 768), high brightness (500 cd/m²), high contrast ratio (1000:1), wide viewing angle (176°H/176°V), composite video, s-video and composite video inputs, MTS, SAP, closed caption & v-chip, speaker power 10wx2. Connections include RF antenna input, headphone output, PC input (with audio input) audio (L/R) inputs. On-screen menu languages, AC 100V, 240V 50/60 hz power supply, unit weight of 29.7 lbs. Dimensions (w/stand) 27.3" W x 21.2" H x 8.9" D. Dimensions (w/o stand) 27.3" W x 19.3" H x 4.4" D.

164226-01-000 TV-27" Flat Panel/LCD/HDTV-

Norcent LT-2725

164226-01-700 Remote-TV



RCA 27V414TAO

The 27" Diagonal RCA Stereo SDTV features built-in digital/QAM tuner for access to digital programming off-air or on cable, composite and s-video connections, picture format control displays and programming, broadcast stereo with bass and treble controls, customizable parental controls featuring KIDPASS™ TV timer, on-screen calendar, notepad, sleep and wake timer. Silver diamond/Black finish. 27.5"W x 24"H x 20"D. 77 lbs.

157282-02-000 TV-27" Stereo w/5 Jacks/Digital

Tuner RCA 27V414TAO

157282-02-700 Remote-TV



Sony TV-27" 27FS120

Sony 27" TV features S-video detection, vertical aperture compensation, trinitone color temperature, tilt correction, magnetic quadra pole, dynamic picture processor circuitry, auto white balance, auto pedestal clamp, V-chip parental control, sleep timer, on-screen display, auto channel program, auto SAP and auto mute. Silver finish.

30-1/4" x 23-1/4" x 19-5/8". 98 lbs. 15 oz.

146298-02-000 TV-27" Stereo w/5 Jacks

146298-02-700 Remote-TV



27" LCD Flat Panel TV JE2707

The Jensen JE2707 key features are 110V AC power, high performance wide 16:9 format LCD panel, high brightness - 550 Nit, high contrast ration-1000:1, ultra wide viewing angle - 176 x 176, cable ready TV tuner, ATSC/NTSC-M TV system, front controls, high output front speakers-detachable, full function, backlit remote control included, conformal coated circuit boards, HDTV ready, video inputs/outputs: composite input (2) s-video, input (1), component input (2), HDMI input (1), composite video output (1), VGA input, audio inputs/outputs: stereo mini phone jack output (1), RCA input (4), RCA output (1), optical digital output (1).

Dimensions: 27.56" W x 18.5" H x 4.25" D. 35 lbs.

165074-01-000 TV-27" LCD 16:9 Bottom Speaker Jensen JE2707



KV-30HS420 Sony HDTV 30"

KV-30HS420 features 30" HDTV monitor, HiScan 1080i display, 3D digital comb filter, high voltage regulator, screen modes of normal, wide zoom, full mode, zoom mode, SRS WOW audio, digital reality creation, cinemotion 3-2 pulldown, multi brand remote, video input labeling, component video input (2 rear), composite A/V input (3 rear, 1 front), s-video input (2 rear, 1 front) RF input, fixed/variable audio output, speaker output-10wx2. 35-3/8"W x 23-3/4"H x 21-7/8"D. 150 lbs.

155330-01-000 TV-30" High Definition, Sony KV-30HS420

155330-01-700 Remote TV



**Samsung TXT 3093WH
30" HDTV**

Samsung Slim Fit 30" HDTV features slim depth CRT, 1/3 thinner than regular flat CRT, built-in HDTV tuner (ATSC/NTSC) finer pixel Dot flat CRT improves picture resolution and brightness, offers true compatibility with progressive scan DVD players, 3:2 pull down film frame rate correction, digital signal processing, INVAR shadow mask, velocity scan modulation improves edge detail, multi function universal remote control, side speaker design, SRS TruSurround XT. Specifications are power requirements - 120 V AC, 60 Hz, power consumption (on) - 180W, 10W x 2 stereo output, aspect ratio - 16:9, 2 HDMI input, 2 component inputs, fixed A/V output, s-video input, 2 composite A/V inputs.
Dimensions 35.5" W x 22.4" H x 16.3" D. Weight: 117 lbs.
160363-02-000 TV-30", HDTV w/Digital Tuner/Side Speakers, TXT3093WH
160363-01-700 Remote



Samsung 32" HDTV LCD TV

Samsung 32" HDTV LCD TV features built in ATSC HD tuner, virtual dolby, VESA compatible, freeze picture frame, SRS TruSurround, auto volume leveler, clock on/off timer, side speaker design for widescreen look. Power requirements 120V AC, 60 Hz, speakers - 10W x 2 @ 16 ohm, pixel resolution - 1366 x 768, aspect ratio - 16:9, contrast ratio - 7,000:1, brightness - 500c, viewing angle - 170 (H)/170(V) response time - 8 ms, HDMI input & PC input, 2 component & 2 composite A/V input, VESA compatible - 100 x 200.
Dimensions 34.42" W x 20.9" H x 3.19" D.
Weight: 27 1/2 lbs.
164609-01-000 TV-32", Flat Panel LCD, HDTV Samsung LNT3242H



**32" LCD Flat Panel HDTV
RCA L32W23**

RCA L32WD23 specifications - technology: Tuner, analog video formats, HDTV capability, category. Picture: Display type, screen size, display aspect ratio, display resolution, brightness, contrast ratio, viewing angle horizontal/vertical, response time adjustable color temperature, adjustable picture control, format control, comb filter, reverse 3:2 pull down, noise reduction. Sound: Audio power front speakers, treble, bass, balance, volume, mute control, broadcast stereo, second audio program, Dolby processing, premium sound. Convenience: Top panel controls, auto channel search, multilingual on-screen display, channel labeling, closed caption capability. Energy star qualified, parental control (v-chip), picture reset, picture memory presets, clock, sleep timer, PC compatibility. Rear connections - inputs: RF input (ATSC/NTSC), composite video input, s-video input, audio input for composit video, PC input, audio input for PC, component video input, audio input for component video, HDMI inputs, audio input for DVI. Rear connections - outputs: Video/monitor output, audio output for monitor, digital input, audio input for composite/s-video, s-video, headphone jack output. Satin black finish. Size w/stand: 23.8" H x 31.9" W x 9.7" D. Size w/o stand: 22" H x 31.9" W x 4.6" D.
166332-01-000 TV-32" Flat Panel/LCD/HDTV, RCA L32WD23



Sony 32" HD LCD TV

Features of the Sony KDL32S3000 are HDTV w/built in ATSC tuner, BRAVIA engine full digital video processor, BRAVIA sync with HDMI connection, light sensor backlighting control, live color creation featuring WCG-CCFL backlight, digital audio amplifier, 16:9 HD resolution panel, Xross media bar (XMB) on-screen navigation interface, VESA compliant mounting holes, picture freeze function, HDMI digital interface, bottom speaker design. Resolution: 1366 (H) x 768 (V), viewing angle: 178 (H) x 178 (V), Power requirements: 120 V AC, 60 Hz, Aspect ration: 16:9, Response time - 8 ms, contrast ratio - 1600:1, input signals: 480i, 480p, 1080i, 720p, PC input, I-RF input, digital audio out - 2 rear - component video input, composite video input (2 rear/1side) s-video (1 side/2 rear), HDMI input w/analog audio input (2 rear), audio inputs (1 front/4 rear), fixed/variable audio output.
Dimensions w/stand: 31.1" W x 22.9" H x 8.4" D.
Dimensions w/o stand: 31.1" W x 20.9" H x 3.9" D.
Weight: 32 lbs. w/o stand, 38 lbs. w/stand.
165071-01-000 TV-32" Flat Panel/LCD/HDTV, Sony KDL-32S3000



KDL-32S2010 32" TV

Sony 32" LCD TV with built in ATSC tuner features 1 chip video processor, digital audio amplifier, HDMI digital interface, 3D digital comb filter, light sensor backlighting control, SRS TruSurround XT audio enhancement, S-PVA technology delivers vivid accurate colors/wider viewing angle/blazing response time, bottom speaker design, 5W x 2 stereo output, aspect ratio: 16:9, PC input, component video input (2 rear/1side) s-video (1 side/2 rear) audio (1 front/4 rear) fixed/variable audio output: Dimensions without stand: 31.18" W x 21-1/2" H x 3.9" D. Black
160064-02-000 TV-32", Flat Panel/LCD/HDTV, Sony KDL-32S2010



37" Sharp Flat Panel LCD TV

Sharp LC-37D43U features a true 16:9 aspect ratio, HDTV resolution of 1366 x 768, Sharp's Emmy® award-winning LCD technology and breathtaking color purity, it is a next-generation TV to carry you into the high-definition future. The D43U series utilizes Sharp's proprietary advanced super view/black TFT panel providing 6000:1 dynamic contrast ratio, 6 ms response time and wide viewing angles. (176° H x 176° V). Built-in ATSC/QAM/NTSC tuners and include 2 HDMI™ and HD component video inputs as well as a D-sub, 15-pin input for PC compatibility. Black cabinet.

Dimensions with stand: 35-61/64" W x 25-27/32" H x 11-35/64" D.

Dimensions without stand: 35-61/64" W x 23-35/64" H x 3-53/64" D.

160079-02-000 TV-37", Flat Panel LCD, HDTV Sharp LC37D43U



37" RCA L37WD23

The RCA 37" diagonal LCD flat panel HDTV features EN-V picture processing technology designed to provide enhanced color and contrast so you can enjoy a crisp picture with magnificent clarity. Built-in high definition digital (NTSC/ATSC/QAM) tuner for access to off-air digital programming or unscrambled digital cable, SRS 3D stereo sound, 2-built-in HDMI™ connections provide high definition video and audio to connect to the latest digital devices, 2 HD component video inputs and PC input. Satin black finish. Size with stand: 27.3" H x 37.4" W x 11.2" D.

Size without stand: 25.3" H x 37.4" W x 4.9" D.

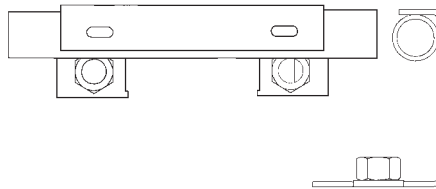
166337-01-000 37" TV, Flat Panel, LCD, HDTV



Samsung 37" Flat Panel LCD/HDTV

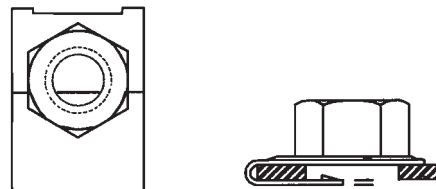
The Samsung 37" HDTV LCD TV features built in ATSC HD tuner, HD-grade pixel resolution, CCFL backlight technology, VESA compatible, freeze picture frame, SRS Tru-Surround XT, auto volume leveler, clock on/off timer, side speaker design for widescreen look. Dimensions w/o stand: 40.4" W x 24.3" H x 4.3" D. 49.6 lbs.

164605-01-000 TV-37" Flat Panel/LCD/HDTV, Samsung LNT3732H.



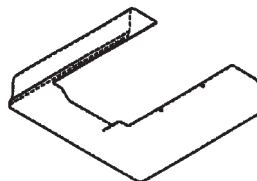
Holddown Asm. TV

154557-01-02B Holddown Asm. TV



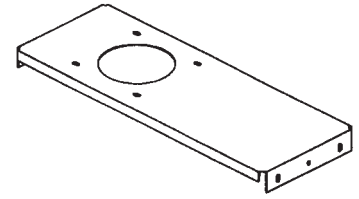
J-Clip

142913-01-000 J-Clip f/TV Hold Down



TV Cover

154592-01-10A Cover/TV/Black

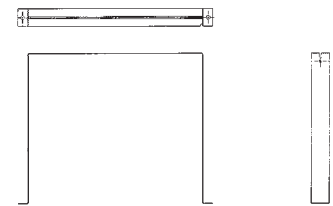
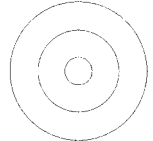


TV Bracket

159552-01-02B Bracket-TV

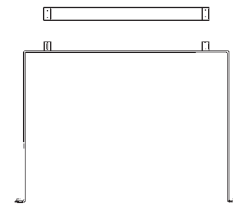
TV Knob

150109-01-01A Knob f/TV Swingout, Black




TV Tiedown

148247-12-02B Strap/Tiedown-TV
148247-05-02B Strap/Tiedown-TV 21"
148247-08-02B Strap/Tiedown-TV 27.63"
148247-09-02B Strap/Tiedown-TV 25"
148247-10-02B Strap/Tiedown-TV 23"



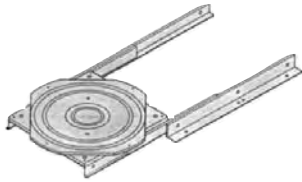
TV Tiedown

146656-01-02B Strap Asm. - Tiedown-TV
146656-03-02B Strap Asm. - Tiedown-TV



TV Swivel

10-1/4"L x 10-1/4"W x 7/16"H.
123395-02-000 TV Swivel, Steel



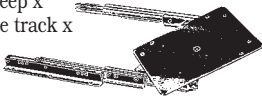
TV Slide/Swivel

Swivel/slides, F/TV shelf, 12.8"D x 1"H x 13.1"W, extends 8.5", 12.8" deep x 1" high x 13.1" wide track x 12.8" long track x 10.3" square plate.

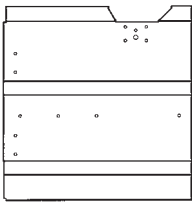
124437-01-000 Slide-Swivel, TV

TV Slide/Swivel

Swivel/Slides, F/TV shelf, 17.9"D x 1.6"H x 15.3"W, extends 7.8", 17.9" deep x 1.6" high x 15.3" wide track x 13.9" long track x 12.3" square plate, 130 lb. capacity.




116773-02-000 Slide, Swivel-TV



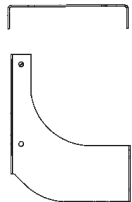
Bracket-TV Slide

160299-02-02B Bracket-Slide, TV



Bracket-TV Face

156304-01-02B Bracket-TV-Face



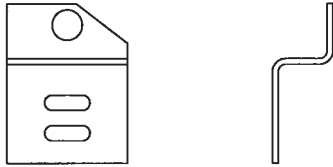
Handle TV Mount

158868-01-02B Handle-TV Mount

TV/VCR Bracket

(Not Shown)

- 122298-02-02B Bracket-TV/VCR, LH
- 110790-03-000 Bracket-Tiedown TV
- 144819-01-02B Bracket-TV
- 152310-01-02B Bracket Asm. TV Support
- 156048-01-02B Bracket/Brace TV
- 154810-01-02B Bracket TV
- 155278-01-02B Bracket Asm. TV
- 152310-02-02B Bracket/Support TV
- 155313-02-02B Bracket/TV



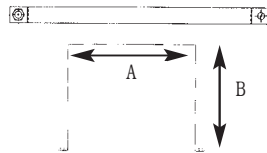
TV/Swingout Bracket

150214-02-000 Bracket/Keeper TV/Swingout



Tiedowns

	<u>A</u> Female	<u>B</u> Male
099717-01-000 Tiedown Asm. Strap	14.2"	24"
099717-02-000 Tiedown Asm. TV	14.2"	29.9"
099717-03-000 Tiedown Asm. TV	5.1"	7.9"
099717-04-000 Tiedown Asm. Strap w/Buckle	21.2"	27.1"
099717-07-000 Tiedown Asm. Strap w/Buckle	76.2"	23.6"



Tiedowns

	<u>A</u>	<u>B</u>
115466-02-02B Strap Asm. Tiedown, Mill	14"	11.7"
115466-10-02B Strap Asm. Tiedown	13.75"	12.3"
115466-18-02B Strap Asm. Tiedown	19"	19.4"
115466-20-02B Strap Asm. Tiedown	19.9"	16.6"
115466-28-02B Strap-Asm. Tiedown	19.9"	17.7"
115466-37-02B Strap-Asm. Tiedown	19.9"	17.7"
115466-35-02B Strap Asm.-Tiedown	30.4"	22.6"
115466-39-02B Strap Asm.-Tiedown	19.3"	16.6"




Hold Down

151829-01-02B Hold Down/Z-f/TV



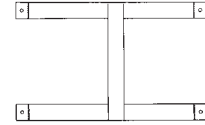
Z-Bracket

164778-01-02B Bracket-Zee, TV



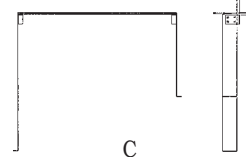
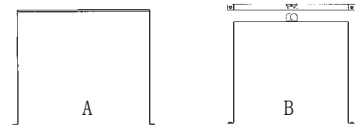
Hold Down

151829-02-02B Zee-TV Hold Down



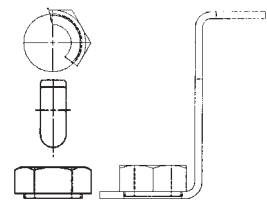
Tiedown

120564-02-02B Strap Asm.-Video Player



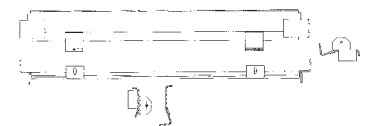
Tiedown Bracket

- (A) 136172-01-02B Bracket-Tiedown, TV
- (B) 139341-01-02B Bracket-Tiedown, TV
- (C) 144148-01-02B Bracket-Tiedown, TV



Tiedown Bracket

152944-02-02B Bracket-TV, Tiedown




TV Bracket

- 155314-01-02B Bracket-TV, 33.6" w/o Foam Tape
- 155314-02-02B Bracket-TV, 32.6" w/o Foam Tape

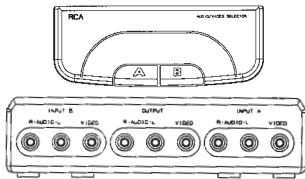


158394-01-02B Bracket-TV



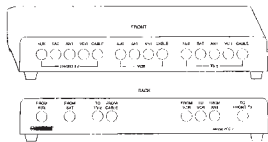
Tiedowns

- (A) 133790-02-02B Strap-Tiedown/TV, 25.3"
- (A) 133790-03-02B Strap-Tiedown/TV, 20.3"
- (A) 133790-04-02B Strap-Tiedown/TV, 20.3"
- (A) 133790-06-02B Strap-Tiedown/TV, 19.8"
- (A) 133790-10-02B Strap-Tiedown/TV, 21.4"
- (A) 133790-12-02B Strap-Tiedown/TV, 27"
- (A) 133790-14-02B Strap-Tiedown/TV, 27"
- (A) 133790-15-02B Strap-Tiedown/TV, 27.3"
- (A) 133790-16-02B Strap-Tiedown/TV, 27.3"
- (A) 151656-04-02B Strap-Tiedown/TV, 30.7"
- (B) 160735-02-02B Strap-Tiedown/TV, 31"



Audio/Video Switch

156689-01-000 RCA DT902 AV Switch/Audio/Video
Dimensions 1.5"H x 5"W x 11"D., 0.10 lbs.
156586-01-02B Bracket-Switch Video



Magnadyne VCS-7 Control Center

The VCS-7 control center features push button type select, deluxe plastic cabinet, accept 5 inputs: TV antenna, VCR, satellite antenna, LD disc player, and cable box. Provide 3 outputs: main TV, one VCR and remote TV. High isolation, low insertion loss. All passive, no power required. 10" L x 4.7" W x 1.57" H.
086757-04-000 Video Control Center, VCR/TV, 5 Inputs



Video Control Center

Connects to +12 VDC power source with locking connector for permanent vibration resistant connection. Shielded circuitry provides high isolation and low signal loss. Built-in antenna power supply eliminates the need and added cost of a separate wall-mounted power supply. 5 video inputs include TV antenna, VCR and Auxiliary plus separate inputs for satellite TV and cable TV. 3 video outputs allow for independent viewing of signals at two different TV sets with an additional recording option from the VCR. 1.5"H x 10"W x 5.4"D

- 142258-01-000 Switch-Video/Antenna Power Supply
- 142258-02-000 Wire Loom-Video Switch f/Power Supply



Memorex VCR

The Memorex VCR features 2-head scanning system, 181-channel tuner, 29-function remote control, auto head cleaner, commercial skip, digital auto tracking, trilingual on-screen programming.

- 136932-01-000 Memorex VCR MVR1028 or MVR2040
- 136932-01-701 Remote



Sony SLV-N55

Sony SLV-N55 4-Head Hi-Fi Stereo VCR features 19 Micron video heads for superior picture quality in EP mode, instant repeat, commercial skip, Child Loc circuitry, Front A/V jacks, color on-screen display, Digital Auto tracking. 14-1/4"W x 3-3/4"H x 9-2/5"D. 5 lbs. 12 oz.

- 146397-01-000 VCR-VHS, Hi-Fi Stereo
- 146397-01-700 Remote



Sylvania 6220VB 2 Head VCR


Features 181-channel auto set tuner, LED display, bi-lingual display, 1 year/7-event system, digital tracking, three speed playback, auto head cleaner. 14.17"W x 3.62"H x 8.48"D.

- 140767-02-000 Sylvania VCR 6220VB




Shroud Radio

- 160604-01-000 Shroud-Radio/DVD, Black



Bracket

- 143676-01-02B Bracket Asm.-VCP
- 143676-02-02B Bracket Asm.-VCP



Tiedown Strap

- 150447-01-02B Strap-Tiedown-VCP



Compact Disc Changer

Ultracompact size, oversampling digital filter, one-bit twin digital-to-analog converter, antishock suspension mechanism, three-beam laser tracking, vertical/horizontal mounting capability, 95 dB dynamic range, one DIN cable connection, 10-disc magazine, titanium cosmetics works with Excedio controller units.

- 148134-01-000 Changer-Compact Disc, Sanyo EAX-510

Compact Disc Changer CDX-727



Sony CDX-727 10-disc CD Changer features 1-bit Delta-Sigma D/A converter, electronic shock protection, 3-second, 4 Mbit memory, fast CD to CD changing, 110 CD custom file memory, memo list, program play, CD text compatibility, super suspension system, compact chassis, easy mounting.

- 102080-10-000 Compact Disc Changer CDX-727
- *Compatible w/AM/FM CD converter/radio 127517-06-000 only.**



MCD10G CD Changer

The Jensen MCD10G features are CD-R/CD-RW compatible, electronic skip protected, direct track and disc access, last position memory, 8x over-sampling, 1 bit D/A converter, multi-beam laser pickup, water resistant. Horizontal, vertical or 45 degree mounting. Dimensions 9-5/8" W x 3-3/8" H x 7-1/2" D. 6 lbs.
163141-01-000 Changer-Compact Disc, MCD10G



Sony Compact Disc CDX-636

Sony CDX-636 features 1-bit pulse D/A converter, active servo control, CD text, fast change 10 disc mechanism, 10 disc magazine, compact cabinet with sliding door. 12-1/8"W x 3-5/8"H x 7-1/8"D.
102080-13-000 Changer-Compact Disc, Sony CDX-636
**Compatible with 127517-06-000 only*



Cobra CB Radio

The C75WXST all-in handset mobile CB features sound tracker, 40 CB channels and 10 national weather channels, remote mount system, dual watch and full channel scan, instant channel 19 access and full-featured LCD display panel.
151935-01-000 Radio/CB-40 Channel, Cobra C75WXST



GMRS200 Two-Way Radio

The GMRS200 two-way radio features a 9-mile range, key lock allows user to lock the keys to prevent inadvertent key press, low battery scale, key tone-on/off, weatherband-10 channels, NOAA alert and dual watch allows user to scan for two predetermined channels.
141679-05-000 Radio/Two-Way w/Battery (Each=1)



Docking/Charging Station

12-volt charger mounts in wall to save space. Latching spring loaded door for easy opening. LED charge indicators for up to 4 radios. Integrated mounting system with trim flange. 10-1/4"W x 8"H x 4-1/2"D.
141679-03-000 Dock Station, Two-Way Radios



Cassette Box

C-Box systems are modular, heat resistant, shatter-proof storage systems that keep tapes or CDs organized and protected, "near the driver". With one hand the driver can remove a tape or CD and put in the player, keeping eyes on the road! Tapes are kept tightly wound by the patented C-Box locking device preventing "tape spaghetti" and a foam bumper keeps them from rattling. CD's rest on their rims in "concave" drawers to prevent scratches. Red indicators tell which storage unit is full. 7-1/4" x 4-7/8" x 2-1/4".
096776-02-000 Cassette Box, 4-Tape



Clarion DXZ555-MP

Features of the DXZ555MPM are detachable control panel, 2-band Parametric EQ, plays MP3 and WMA encoded CD's, plays CD-R/RW, Magna Bass EX, retractable rotary volume control, adjustable display contrast, CD text, CD tilting, station tilting, IR remote control, 18 FM/6 AM presets, Cenet control of DVD changer, TV tuner, sirius satellite radio receiver and 6 disc CD changer. 212 W (53W x 4) 7"W x 2"H x 6 1/8"D. 2.64 lbs.
153792-02-000 Radio-AM/FM/CD Player-Satellite Ready Clarion DXZ555MPM



Sony Radio CDX-GT610UI

The Sony CDX-GT610UI features iPod® direct: Resident 30 pin connector with 1.2m cable and wireless remote front panel Aux In and USB In, SAT radio ready, EQ3 stage 2, rear/sub selectable preout w/LPF, flip-down detachable faceplate, MP3/WMA/AAC/ATRAC3 plus playback, MP3 ID3Tag indication (title/artist/album), SSIR-EXA tuner, 18 FM & 12 AM presets, BTM (best tuning memory) Tel/Nav attenuation, CEA-2006 power compliant, pause function, Unilink control, CD text. Power requirement-12 volt DC, dimensions: 7-1/8" W x 2" H x 7-1/8" D. Weight - 2 lbs. 14 oz., maximum output power - 52 W x 4 @ 4 ohms. RMS - 23.2 W x 4 @ 4 ohms, 5% THD, 45 degree install, drive switch 120 dB SN ratio, 8 fs, 1 Bit D/A converter.
164339-01-000 Radio-AM/FM/CD/Sat. Ready Din.
160885-01-700 Remote



Clarion SIRCLI Satellite Radio Receiver

153816-01-000 Receiver-Satellite Radio, Sirius, Clarion SIRCLI



**Kenwood Satellite Radio Tuner
KTC-H2A1**

The Kenwood Satellite Radio features an adjustable output level, parental control stream lock, requires optional car and/or home docking kits, signal quality screen for antenna aiming, 3 high-altitude Geo-Synchronous orbiting satellites minimize service interruptions and multipath interference, coast-to-coast coverage, superior sound quality, 40 news, sports and information streams, 60 commercial-free music streams, 3 brightness levels, multiple display modes, quick-release mechanism, search modes stream, category, artist, song, preset, song, title and artist memory/recall, LCD display, remote control included.

148113-01-000 Radio/Tuner-Satellite/Sirius
w/Remote w/o Antenna, Kenwood KTC-H2A1
148113-02-000 Cradle-Radio



(A) 148114-01-000 Cable-Audio 1/8"



(B) 148115-01-000 Wire Asm., Power Cable



Docking Cradle

148113-04-000 Docking Cradle
Only



Satellite Antenna

158494-01-000 Antenna-Satellite, Radio-Sirius,
M9SIR-ANT-WP



Antenna Cable

158494-02-000 Cable-Antenna Satellite, Sirius,
M9SIR-ANT-CABLE



**Magnadyne M3200CD
AM/FM/CD Stereo Receiver
w/Fixed Face**

Model M3200CD AM/FM/CD Stereo receiver with fixed face features power output: 4 x 25 watt, 12 VCD power supply, PLL synthesizer tuner CD-R compatible, CD random/repeat/intro/pause/repeat A-B, 3D station presets (18 FM/12 AM) auto station store, presets scan, infrared remote control. 7"W x 7"D x 2"H.

155619-02-000 Radio AM/FM CD w/o Remote/Wire
Harness
155619-03-000 Remote
155619-04-000 Wire Asm.-Radio, f/Units w/o Radio
Pwr. Switch-Ford
155619-05-000 Wire Asm.-Radio, 12-Pin



**Sony AM/FM/CD Player
CDX-A25ICMR05**

The Sony CDX-A25ICMR05 plays CD, CD-R, CD-RW, MP-3/WMA/ATRAC3. Drive S provides improved durability and excellent sound quality, EQ3 is one button audio processing, large, easy to read display, Sirius/XM compatible, changer control, user friendly, (big buttons, big knob), front aux-input for easy portable audio player connection, compatible with IPOD with XA-110IP adapter, wireless remote supplied, wired remote compatible. Maximum output power 52W x 4 @ 4 ohms. Dimensions: 7.25"W x 2.125"H x 6.375"D., 21 lbs. 10 oz.

160885-01-000 Radio-AM/FM/CD Player, CDX-
A25ICMR05
160885-01-700 Remote



**Visteon AM/FM Cassette
Stereo**

12 FM/6 AM memory presets, AMS, Dolby B noise reduction, digital clock, 24 watts RMS, full electronic tuning with seek and scan control. 7-3/8"W x 4"H.

136542-01-000 Radio AM/FM Cassette
136542-01-700 Harness-Wire



Jensen VR182

The Jensen VR182BKWIN AM/FM/CD/WB satellite radio features 1.8 DIN chassis with mounting sleeve, 160 x 75 full dot matrix display, blue LED backlit controls and display, electronic AM/FM tuner with RBDS (w/PTV & TA search features) auto-store (AS) and preset scan (PS) FM 12 presets/AM 6 presets, weatherband tuner, CD player with 40 second ESP, plays audio CD, CD-R, CD-RW MP3 w/ID3 tag and WMA. Aux audio input (rear chassis and front panel), Sirius satellite ready, iPod ready (full control & charging) EQ presets: flat, jazz, rock, pop, vocal, CD changer ready, steering wheel remote, multi-button handheld remote (credit card style) 4x40 W audio output power, external IR remote receiver ready, rear channel pre-amp audio output, audio mute, beep confirmation tone and 12/24-hour selectable clock. 12 VDC.

163142-07-000 Radio-AM/FM/CD/WB-Satellite
Ready, VR182BKWIN
163142-08-000 Radio-AM/FM/CD/WB-Satellite
Ready w/12 Pin Amp Control Center, VR182SVWIN

163142-06-000 Receiver-
Satellite Radio

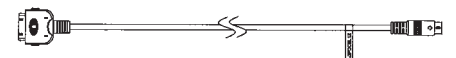


163142-09-000 Remote
Control/Radio (Credit Card Size)

163142-10-000 Remote
Control/Radio (Steering
Wheel Mount REM182SW)



163142-11-000 Receiver
(Eye) Infrared



163142-12-000 Cable/Interface -iPod



Magnadyne M9900CDS

Magnadyne M9900CDS Sirius ready AM/FM/CD/weather band stereo receiver features digital electronic tuning, 15 FM & 10 AM station memory, weather band tuner, CD player, 1.5 DIN chassis, bass/treble/balance and fader controls, 50 watts x 4 channels maximum power output, 22 watts x 4 channels at 10% THD into OHM speakers, green rear panel illumination & clock. Dimensions 6.6" D x 3.3" H x 7.36" W.

135420-15-000 Radio-AM/FM CD/Sirius Satellite Ready w/o Remotes/Wire Asm.

Radio Remote Control

135420-10-000 Remote Control/Radio (Credit Card Size) M9999-CCR



Harness Cable

135420-16-000 Wire Loom-Radio



Harness Cable

135420-17-000 Wire-Radio C Ford, 4-Pin



Steering Wheel Remote

135420-18-000 Remote Control/Radio (Steering Wheel Mount)

Wireless Remote

135420-19-000 Remote Control/Radio (Credit Card Size)




Receiver

135420-20-000 Receiver-Satellite Radio



Radio Remote Control

135420-11-000 Remote Control/Radio-Steering Wheel Mount (M9999-SWR1)



Wire Asm.

135420-08-000 Wire Asm.-Radio, C-Ford, 4 Pin



Radio Remote Control

135420-12-000 Remote Control/Radio (Steering Wheel Mt. w/Button CD Changer) M9999-SWR2



Sony SIR-SNY1W Sirius Satellite Radio Receiver

Sony SIR-SNY1W specifications: Power requirements 11-16 volts DC, audio output: 1.4V rms fixed, unilink cable: 103" in length, Power cable: 37" in length, Dimensions: 5"W x 1-7/16"H x 7-5/16"D.

160886-01-000 Receiver-Satellite Radio, Sirius Sony SIR-SNY1W



Satellite Radio Receiver

136543-06-700 Receiver/Satellite-Radio



Wire Asm.-Satellite Radio

136543-07-000 Wire Asm.-Interface-Sat. Radio



Cable

165307-01-000 Cable/Video 3' Male/Female Ends



Cable

165308-01-000 Cable/HDMI-12' Male/Male Ends



Splitter

152909-01-000 Splitter-Single Lead Sat. Antenna/ Dual Lead Receiver



Wire Asm.

- (A) 149750-01-000 Receiver-Infrared
- (B) 149750-02-000 Cable-Receiver, IR
- (C) 147190-03-000 Cable, 22" f/Sirius



IR Transmitter

149750-03-000 IR Transmitter



Satellite Radio Cover Wire

153474-01-11A Cover-Wire, Satellite Radio



Module

149750-04-000 Module, Interface



Audiovox AWM-930 Wallmount AM/FM Stereo w/CD Player

AWM-930 features bass/treble, A/B speaker outputs, auxiliary input function, locking power/speaker connector, clock/alarm, external fuse holder, alarm defect switch, 6 station presets, CD functions, headphone stereo jack. 10-7/16"W x 7-1/2"H x 3-1/8"D. 3.75 lbs.

133307-02-000 AM/FM Stereo w/CD, Wallmount Audiovox AWM-930



Visteon CD Receiver

12 FM/6 AM presets, 24 watts RMS, fully electronic tuning w/seek and scan, 6-disc radio controlled CD changer compatible, single disc CD player. 7-3/8"W x 4"H.

136543-01-000 Radio-AM/FM CD



AWM960 Wallmount Stereo

The Jensen AWM960 Wallmount Stereo with AM/FM/CD and DVD player features 12 V. DC power, US/Euro AM/FM tuner, plays CD, CD-R/CD-RW, MP3, DVD, and DVD+/-RW, fully suspended slot-type DVD mechanism, auxiliary audio/video input, programmable station presets, preset scan, automatic memory storage, blue backlit controls/display, auto-dimming display, alarm clock, wireless remote included, external IR repeater input, headphone output, audio mute, independent speaker output selection switches, 12-pin/4-pin locking connector.

163031-01-01A Radio-Wallmount-DVD/CD w/Alarm
163031-01-700 Remote



Wallmount Radio

Magnadyne wallmount radio with DVD/cassette features AM/FM stereo receiver with 18 FM/12 AM programmable station recall button, automatic station memory, manual tuning and seek tuning, sleep timer, mute, IR remote control, plays music CD's, CD-R, and CD-RW's, 10-second track intro feature, random play control, manual skip, 4 level fast forward and fast reverse, on-screen display, parental control, electronic volume control, electronic bass/treble and balance controls, 5 watts per channel output, 20 watts total power. Auxiliary input for an additional sound or video source, clock, display lighting dimmer.

151976-01-000 Radio-Wallmount, DVD/Cassette (Vertical Mount)



Sony DVD/VCR Combo SLV-D360P

SLV-D360P features combination DVD/VCR, progressive output for DVD w/3-2 pulldown, DVD, DVD-RW, DVD-RW/R playback, CD, SVCD, VCD, CD-R/RW and MP3 playback, multi brand TV remote control, S-VHS quasi: playback, auto head cleaner, plug & play for easy set-up, auto clock set. 40 watt. 17" W x 3-3/8" H x 11" D.

146396-04-000 DVD/VCR Player-Sony SLV-D360P



RCA DVD/VCR DRC6350N

The RCA DRC6350N features a single DVD/VCR combo with progressive scan, coaxial digital audio output, front A/V input system, unified TV/DVD/VCR remote control, 4-head HiFi stereo VCR. Plays DVD-R/RW, DVD+R/RW, CD, CD-R/RW, VCD, DVD-RW, MP3. 16.8" W x 3" H x 10" D. 4 lbs.

145641-05-000 DVD/VCR Player, DRC6350N



NESA Vision DVD-1002 In-Dash DVD Player

NESA Vision DVD-1002 in-dash DVD player features DVD, SVCD, VCD, CD-R/RW, MP3, DVCD compatible, anti-shock and anti-moisture mechanism, full function remote control, external remote sensor included, slot-type DVD, last scene memory.

160603-01-000 DVD Player-Horizontal Mount 12V., Black, NESA-100z
160603-01-700 Remote
160603-01-701 Remote Sensor



Memorex MCD2023 DVD Player

Memorex MVD2023 progressive scan DVD player with LED display, format compatibility DVD, VCD, CD player with built-in MP3 decoder, audio CD, CD-R/RW, MP3 CD, and picture CD playback display, multi-colored LED display, progressive scan output, dolby digital output, on-screen graphical user interface, 16:9/4:3 picture select, slow motion function (1/2-1/4-1/8-1/16) F.B./F.F. play function (x2-x4-x8-x16 speed) multi-angle menu, zoom function, component output, s-video input. Dimensions: 10.2" W x 8.5" D x 1.7" H.

164584-01-000 DVD/MP3 Player-Progressive Scan Memorex MVD2023



DV352 DVD Player

Front load DVD player, slot type drive, front and rear AV jacks, LCD display, blue backlit buttons, full operational control from front panel, Dolby digital sound, IR remote control included, 12 volt operation.

158778-01-000 DVD Player-Slot In, 12 V., Jensen DV352WIN
158778-02-000 DVD Player-Vertical Mount, 12 V., Jensen DV352 VMWIN
158778-01-700 Remote
158778-02-700 Remote



**RCA DVD/VCR
Home Theater Combo**

The RCA RTD300R features a HiFi VHS VCR deck with tuner together with a DVD player are built in this compact receiver. DTS, Dolby Digital, DPLII, MP3 format, DVD, CD, CD-R, CD-RW playback, progressive scan, component video output, optical in and out. 30 station presets. Speakers and subwoofer not included.

- 150089-01-000 DVD/VCR Player-RCA w/Receiver/Remote/Wires
- 150089-01-700 Remote

DVD Bracket

- 143676-04-02B Bracket Asm.-DVD
- 143676-03-02B Bracket Asm.-DVD
- 158807-01-02B Bracket-DVD
- 159773-01-02B Bracket-DVD



**Memorex STS2891-R DVD
Home Theater w/o Speakers**

The Memorex STS2891-R plays DVD, CD, JPEG file, CD-R and CD-RW disc. Other features are repeat, program and resume playback. Language, sub-title, multi-angle selection, various OSD languages available, screen format normal/wide, video system-NTSC only. Radio features: AM/FM PLL radio, auto/manual station search, preset memory station. Front panel: LCD display with backlight, control keys, USB port, 3.5 mm audio in jack. Rear panel: Speakers terminals, coaxial digital out, RCA AV-Out, RCA AV-In. 150 watts of power output. AC 120V, 60 Hz. 13.8" W x 12.02" D x 2.48" H.

- 164270-01-000 DVD-Home Theater w/o Speakers



Mobile Theatre System

From the moment you turn on the MOBILE THEATRE SYSTEM, you won't want to turn it off. This outrageous AV System will leave your senses tingling. What you hear is simulated surround sound, but we bet you can't tell the difference. The sound is rich and full and engineered to fill the cabin whether you're watching a video tape or cranking your favorite tune.

- 124881-01-000 Amplifier-Audio
- 124883-02-000 Speaker-Cube, Assembly w/Brackets (Shown w/o)
- 124883-03-000 Speaker Cube w/o Case
- 124884-01-000 Speaker-6x9, Sub-woofer
- 124885-01-000 Grill-Speaker-6x9, Sub-woofer
- 126387-01-000 Bracket-Speaker Mounting
- 124883-04-000 Speaker Grille, Cube
- 124882-11-000 Wire Asm.-Amplifier



**DVD Home Theater
Sony DAVDZ120W**

Sony DAVDZ120W features 850 watt single disc AM/FM receiver, plays DVD/DVD-RW/CD/CD-R/CD-RW/MP3 super audio CD player, fully digital amplified receiver, subwoofer output - 140 watts x 1 @ 3 ohm, Dolby Digital, dts, Dolby Pro Logic decoding II, MP3 playback, progressive scan output 480P, magnetically shielded speakers, movie/music mode. Remote commander. Power requirements AC 120V, 60 Hz. 1 audio input, 1 composite video output, 1 component video output, 1 s-video output, headphone jack. 17" W x 2.17" H x 14.17" D.

- 165199-01-000 DVD Home Theater w/2 Speakers



Sony DAV-S500

- 140626-01-000 Stereo System, Sony DAV-S500 (Pce. Parts Only)
- 140626-01-702 Cube (Speaker) Rear (3 Speakers, Silver, Gray)
- 140626-01-704 Remote
- 140626-01-705 Antenna/FM
- 140626-01-706 Antenna/AM
- 140626-01-707 Knob/Volume



Connector/RCA

- 140262-01-000 Connector/RCA, M-F 90 Degrees



Wire Asm. Pin

- 081059-02-000 Wire Asm. 9 Pin




Monitor Cable

- 148112-01-000 Cable-Monitor, Sony Aux.



Relay Radio/TV

- 115539-01-000 Relay-Radio/TV Speaker, Switch



Radio Adapter f/Power Speakers

114365-02-000 Adapter-Radio, Power Speakers



Headphone Stereo

160932-01-000 Headphone-Stereo w/8' Cord/In-Line Volume Control



Speaker Volume Control

133089-01-000 Control-Volume, Speaker

(A)



(B)



Amplifier

(A) 147139-01-000 Amplifier-Stereo-2 Channel
(B) 147139-02-000 Wire-Stereo Kit



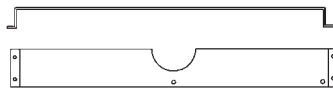
Speaker 5.25"

4 ohm, 15 watt.
094097-01-000 Speaker



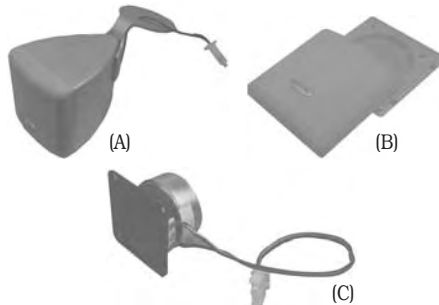
Grille & Spacer

089340-02-000 Grille,
6.5" Square w/Cloth
089340-03-000 Spacer Tin



Bracket Cover

158886-01-02B Bracket/Cover Speaker



(A)

(B)

(C)

Speaker Cube

(A) 148026-01-01A Speaker Cube w/Fixed Bracket, Silver
(B) 148026-02-01A Speaker Grille Cube, Silver
(C) 148026-03-01A Speaker Cube w/o Case



Speaker Grille

139111-01-02A Grille-Metal Mesh, 6" Round, Glacier



Speaker Cube

124883-02-000 Speaker Cube w/Bracket, Black



Grille Speaker

159430-01-02A Grille Speaker, 6" Round-Black




Speaker Grille

124883-04-000 Speaker Grille, Cube



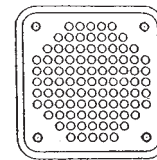
Speaker Grille

Fits 5.25" speakers.
074014-01-000 Black




4x6 Speaker

110469-01-000 Speaker 4x6 Oval, 25 Watt, 4 OHM Black



Speaker Grille

093214-01-01A Grille-Speaker 4", Black
093214-01-03A Grille-Speaker 4", Glacier
093214-01-04A Grille-Speaker, 4" Riverstone
093214-01-05A Grille-Speaker 4" Cashmere
093214-01-06A Grille-Speaker 4" Briarwood
093214-01-07A Grille-Speaker 4" Camel
093214-01-08A Grille-Speaker 4" Saddle



Speaker Grille

151844-01-01A Grille-Speaker, 6"x9", Sub Woofer, Black



4x6 Speaker Grille

110470-01-01A Grille Speaker, 4x6 Oval Black



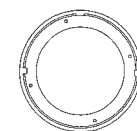
Speaker

160867-01-01A Speaker-Round/Ceiling-Cream, Magnadyne LS3EYC-WN



Speaker

150090-01-000 Speaker, 6"x9", Subwoofer



Speaker

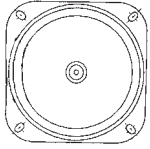
160868-02-01A Speaker-Grille, Round Silver-LSISM-GS

ELECTRICAL



Speaker Grille

151569-01-01A Grille-Speaker, 6"x9", Subwoofer, Black



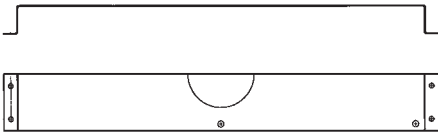
Speaker 4"

098819-01-000 Speaker 4", 2 Watt, 8 OHM



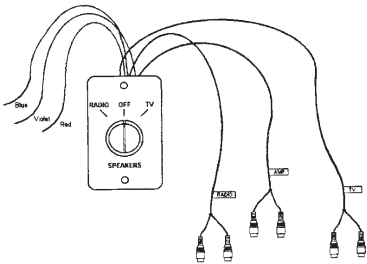
Speaker

160868-01-01A Speaker-Round, w/o Case, Black



Bracket/Cover Speaker

158886-02-02B Bracket Cover, Speaker



Audio Switch

119494-01-000 Switch-Audio Radio/TV



Bracket

158885-01-02B Bracket/Mount, Speaker/TV Mount



Bracket

158885-02-02B Bracket/Mount, Speaker/TV Mount



Filter-Ground Loop

165161-01-000 Filter-Ground Loop/Video

Cable

148591-01-000 Cable-RCA Male/RCA Male



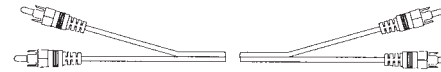
Cable

136860-01-000 Cable-RCA, 3 Male to 12 F Male Connector

136860-02-000 Cable-RCA, 3 Male to 50 F Male Connector

136860-03-000 Cable-RCA Shielded, 3 Male To Male Connectors-6'

136860-04-000 Cable-RCA Shielded, 3 Male to Male Connectors, 20'



Cable

117420-01-000 Cable-RCA, Male-Male, 1 ft.

117420-02-000 Cable-RCA, Male-Male, 4 ft.

117420-03-000 Cable-RCA, Male-Male, 20 ft.


117420-04-000 Cable-RCA, Male-Male, 50 ft.

117420-05-000 Cable-RCA, Male-Male, 10 ft.



Cable

155845-01-000 Cable-RCA, 12' - 3 RCA Male Connectors, Both Ends



Shaft Extenders

109889-02-000 Shaft Extender, 2.1"

109889-04-000 Shaft Extender, 3.7"

109889-05-000 Shaft Extender 3"



Amplifier Wire Assembly

124882-07-000 Wire Asm.-Amplifier, Stereo

124882-03-000 Wire Asm.-Amplifier

124882-09-000 Wire Asm.-Surround

124882-08-000 Wire Asm.-Amp, Surround

124882-11-000 Wire Asm. Amp., Surround



Radio Wire Adapter

133877-01-000 Wire Assembly-Radio Adapter



Filter-Ground Loop

123324-01-000 Filter-Ground Loop




Noise Filter

155634-01-000 Filter-Noise f/Alternator Radio Noise



Noise Filter

128074-02-000 Filter-Noise, 12V D.C. 2/Plugs



Noise Filter, Radio Input

143077-01-000 Filter-Noise, Radio Input



Noise Filter

144215-01-703 Filter-Noise



Noise Filter

136053-01-000 Filter-Noise, Audio



12 Volt Receptacle

132958-01-000 Receptacle, 12 Volt



**Radio Antenna
w/Holder**

15" contracted, 42" extended, 4' lead wire.

077069-01-000 Antenna
077069-02-000 8' Extension Cable



**16" Rubber Radio
Antenna**

With 72" lead.

090944-01-000 Rubber Radio Antenna



Antenna

090944-02-000 Antenna-Radio, 16" w/o Lead Wire



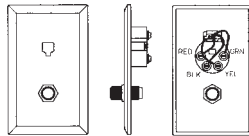
Antenna Cable Asm.

090944-03-000 Cable Asm.-Antenna




CB Antenna

123256-01-000 Antenna-CB, w/o Cable
123256-02-000 Cable-CB, Coax




Telephone/Coax Wall Plate

130686-01-01A Plate-Wall, Telephone/Coax-White



Wall Plate

149557-01-01A Plate/Wall-Phone, Dual Coaxial/Vertical, White




Wall Plate

149557-02-01A Plate/Wall-Phone, Dual Coaxial/Horizontal, White



Wall Plate

149557-03-01A Plate/Wall-Triple Coaxial/Horizontal




Wall Plate

149557-04-01A Plate/Wall-Triple Coaxial/Horizontal



Wall Plate

149557-05-01A Plate/Wall-Dual Coaxial/Horizontal, White



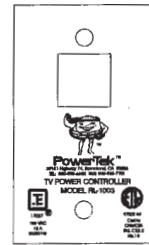
Wall Plate

086777-01-000 Wall Plate/TV Cable w/Antenna Switch/Booster-2 TV, Ivory
086777-02-000 Wall Plate/TV Cable w/Antenna Switch/Booster-2 TV, Black



Wall Plate

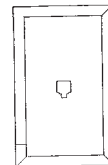
076319-09-000 Wall Plate Receptacle Black Single (Ivory Shown)



TV Power Controller

The RL-1003 is designed to allow motor home manufactures to comply with vehicle codes which state that a working television must not be in direct view of the driver. The PowerTek RL-1003 has a 12 volt relay connected to the ignition circuit of the motor home. When the ignition is off, the relay is off, connecting 120 VAC to the outlet, hence the television. When the ignition is on, the relay turns on, disconnecting the 120 VAC from the television.

156676-01-000 Controller/Outlet-Power/TV-Auto Shut Off w/Ignition



Telephone Wall Plate

093253-01-02A Plate-Wall, Telephone, Brown
093253-01-03A Plate-Wall, Telephone, White



Wall Plate

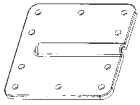
076319-27-000 Wall Plate Receptacle, White

Roof Plate

076319-06-000 Adapter Cable Roof Plate

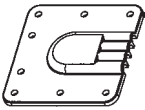


ELECTRICAL



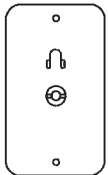
Roof Plate

146488-01-000 Plate-Roof-Cable, Entry



Roof Plate

146488-03-000 Plate-Roof, Cable Entry, Quad

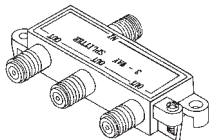
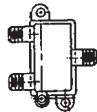


Headphone Jack Plate

160931-01-000 Plate/Jack-Headphone 1/8" Stereo

2-Way Splitter

086756-01-000 2-Way Splitter



TV Splitter

086756-02-000 Splitter-TV, 3-Way



Coaxial Connector

076319-12-000 Coaxial Connector One Pc.



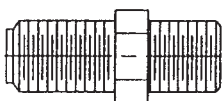
Coaxial Connector

145171-01-000 Connector Coaxial



Coaxial Cable

145210-01-000 75 OHM

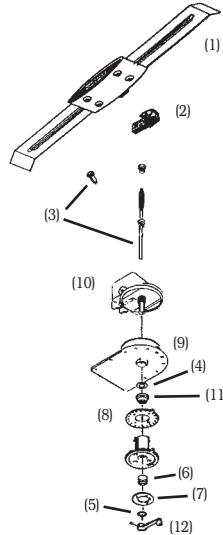


TV Adapter

082134-01-000 Adapter-TV, Cable to Cable


Winegard TV Antennas

076319-25-000 Kit-Hardware, Interior
076319-23-000 Antenna-TV Roof, 44.5" Mast
076319-24-000 Antenna-TV Roof, 25.5" Mast



Parts for 44.5" Winegard

- (1) 076319-01-700 RVSA Sensor Antenna
 - (2) 076319-01-701 Elevating Gear
 - (3) 076319-01-702 Shaft Elevating Assembly
 - (4) 076319-01-704 Bearing-Nylon, 1.25" OD
 - (5) 076319-01-705 Grommet-Nylon, 7/8" ID
 - (6) 076319-01-707 Spring-Handle
 - (7) 076319-01-708 Decal-Crank
 - 076319-01-711 Base & Lift Asm. (not shown)
 - (8) 076319-01-712 Plate-Ceiling, Directional
 - (9) 076319-01-713 Plate-Base, Steel
 - (10) 076319-01-714 Housing, Rotating Gear
 - (11) 076319-01-715 Nut (Gear Housing)
 - 120233-01-709 Washer-Nylon (not shown)
 - (12) 120233-01-710 Handle-Crank
 - (13) 076319-01-706 Handle-Crank w/Set Screw
- 076319-25-000 Kit-Hardware, Interior (Kit includes spring, ceiling plate, handle directional, handle-up antenna/down antenna)



Sony Rear Vision System Cables

093041-01-000 Cable for Monitor Internal, 65.6"
093041-02-000 Cable for Monitor External, 65'

For specific Winnebago/Itasca applications, call for more information.



Monitor

156442-03-01A Monitor/Color, 5.6"/LCD w/Audio, Plastic Pod Mount, Tan, Black
136514-08-000 Cable-Monitor/Camera, 50'



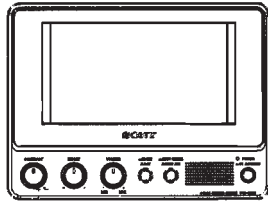
Monitor

156442-02-01A Color Monitor/LCD, 5.6", No Audio-Plas. Pod Mount-Tan/Blk.



Monitor

156930-02-01A Monitor/LCD, 5.6" No Audio, Plastic Pod Mount, Tan



**Sony VCB-62MH
Color Rear Monitor**

Excellent picture quality with increased brightness, contrast ratio and resolution. True view prospective with 16:9 camera and monitor. Increased camera viewing angle of 95° vertical and 120° horizontal. Built in camera switching for left and right camera. A/V input for navigation and A/V output for second monitor. Automatic on in standby mode when reverse gear engaged or turn signal engaged. Screen size of 6.2". Dimensions: 8"W x 6"H x 2-1/2"D. Input/Output connectors: Camera inputs: 6-pin connector x 3, output: A/V RCA connector x 1, input: A/V RCA connector x 1, audio: speaker out x 1.


160313-01-000 Monitor/Rear, Color VCB-62MH
160313-02-000 Wire-Monitor, 12V Color, Sony VM-HRN62W



**Sony VCB-V2MH
Color Rear Camera**

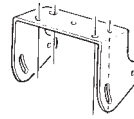
The Sony color rear camera features hydrophilic film coating on the outer glass to allow water run off on the glass surface. High contrast capability, accurate color reproduction. 16:9 format, 3.62"W x 1.61"H x 2.2"D, 0.6 lbs. Input/Output connector: 6 pin lock type.

160313-03-000 Camera/Rear-Color w/Bracket,
Sony VCB-RV2MH



Rear Camera

093040-09-000 Camera-Rearview w/Bracket
also order 096717(03-04) Wire "per built date"/aftermarket installation order cable
093041-02-000



To make a complete system order:
(1) 093040-06-000 Wire Asm.-Monitor, (for non-prewired aftermarket installation)
(1) 093041-02-000 Cable, Monitor/Camera, External, 65 ft.

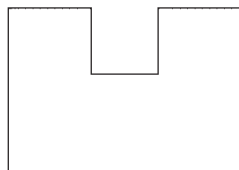
Available replacement parts:
093040-06-000 Wire Asm. Monitor (For non-prewired aftermarket installation)
093041-01-000 Cable, Monitor/Camera, Internal (Contact Parts Administrator when ordering)
093041-02-000 Cable, Monitor/Camera, External, 65'

For Pre-1993 model year order 093040-06-000 Wire Asm.

If built after 10/28/98, order 096717-04-000 Wire Asm. Rear Monitor, Upper

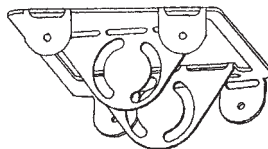
Late model '94 & up "G" are pre-wired (Parts Bulletin #108), if for older coaches, order 093040-06-000 and 093041-02-000.

When ordering for a Vectra or Luxor ref. "M07596 for additional audio.



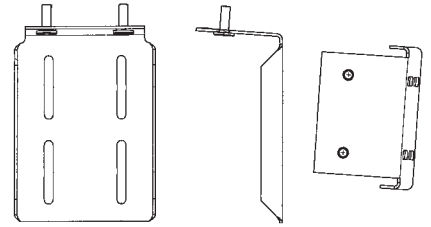
Monitor Bracket

160883-01-02B Bracket-Monitor



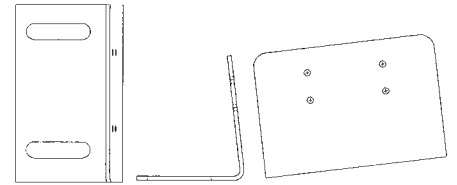
Camera Bracket

149227-01-02B Bracket-Camera



Camera Bracket

152021-02-02B Bracket/Mount Camera w/4 Slots



Camera Bracket

152022-01-02B Bracket/Mount Camera w/2 Slots



**Camera Switching System
& Side Cameras**

Allows you to view side blind spots by depressing turn signal lever. There are 3 camera inputs (rear, left, right) turn signal activation, reverse override.

156655-01-000 Switch Box-Video Camera, Turn Signal Activated

156655-04-000 Cable-Monitor/Camera-15' (Side Camera)

157160-01-01A Gasket-Camera/Side Mount

156655-05-01A Camera-Rear View/Pass. Side, White 16x9

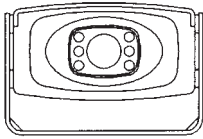
156655-06-01A Camera-Rear View/Driver Side, White 16x9





Camera

156655-07-01A Camera-Rear View Passenger Side, Black
 156655-08-01A Camera-Rear View, Driver Side, Black



Camera - Rear View

Compact design, wide view angles, rugged, waterproof die-cast metal housing, polar-white powder-coat finish, built-in microphone, 12 VDC, 270,000 pixels. Black & white. 2-11/16"W x 1-5/8"H x 2-1/2"D.

144677-04-000 Camera-Rear View w/Bracket, VBSC150

Camera Cable:

Single, multi-conductor jacketed cable for all camera circuits, oil/grease/gas resistant, 20 meters long and UV stable.

136514-02-000 Cable-Monitor/Camera



136514-04-700 Adapter/Pigtail Junction Box to Monitor/Camera Cable (For Second Camera Addition Only) (Shown)
 136514-04-701 Sunshield-Monitor, 6.8" Flat Panel/Rearview, #681 Only

** Must order the 144677-04-000 & 136514-02-000 for complete installation.*



AOM711 Monitor

The Voyager® AOM711 wide format monitor is highly effective in helping drivers back up lanes, pull into traffic, and make turns. This monitor provides users with two camera inputs to allow images from up to two Voyager® observation cameras - such as rear, side body, and cameras - to be seen by the driver. The AOM711 is highly durable and is made with an anti-glare/anti-scratch protective lens. As with all Voyager® equipment, the new monitor is specially designed, built, and tested to withstand mobile conditions such as vibrations, condensation, electrostatic discharge, temperature fluctuations. 7" wide format, high performance color LCD panel, back-lit controls, integrated audio speaker, NTSC and PAL video signal compatible, two camera (A/V) inputs. Manual (push button) or automatic (trigger) source selection. Auto power on (standby), auto/manual day/night brightness modes. On screen display (OSD) for AV source, picture adjustment and volume level, OSD programmable source name and distance markers. Non-volatile memory for picture and volume adjustments settings. Removable sunvisor included. Size: 7.5" W x 5" x .75" D.

136514-07-000 Television System - Rear View, 7", AOM711WIN



(A)


Plug Asm.

(A) 114870-01-000 Plug Asm., 3.5mm Audio w/Leads, 5'

(B) 114870-02-000 Plug Asm., 3.5 mm Audio w/Leads, 6" Lead



(B)



Rear View System

Monitor:

This monitor has soft touch backlit buttons for operations at night, audio, separate day/night contrast and brightness button, volume control. The AOM78WIN monitor is 5.91"H x 7.8"W x 8.75"D.

144677-01-000 Monitor-Rear View, 7" ASA AOM78WIN Black/White (Pce. Parts Only)

136514-02-000 Cable/Monitor-Camera (f/Aftermarket Use Only)

Camera:

The camera features are high resolution (270 pixels) solid state image sensor, die cast aluminum housing, microphone, waterproof, led assisted illuminator, electric iris, viewing angles 120 degree, 72 degrees vertical, 96 degrees horizontal. 2.2"H x 4"W x 2.2"D.

144677-03-000 Wire Asm.-Monitor, Power

144677-04-000 Camera-Rearview, B/W w/Bracket, VBSC150

144677-06-000 Monitor/Black & White-7"-3 Pin



144677-07-000 Wire-Monitor-Pwr., 3-Pin to 6-Pin (3-Wire)

144677-10-700 Housing/Camera RT/LT-White

144677-10-701 Housing/Camera RT/LT-Primed



144677-08-000 Monitor/Black & White, 7" w/o Side Cameras/Wire Asm./Cable

144677-09-000 Wire-Monitor-Power 3 Pin/2 Pin

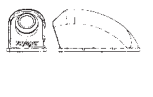
144677-10-01A Camera-Rear View Wall Mount/Right, Brt. White. (Shown)

144677-10-02A Camera-Rear View Wall Mount/Right, Primed



144677-11-01A Camera-Rear View Wall Mount/Left, Brt. White.

144677-11-02A Camera-Rear View Wall Mount/Left, Primed

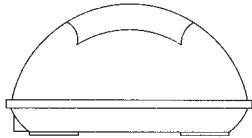


144677-12-000 Cable-Monitor/Camera 12'

144677-13-000 Cable-Monitor, Trip Tek Adapter f/Trip Tek Only

144677-10-703 Screw Cover, w/Screws, Primed

144677-14-02A Camera-Rear View w/Bracket, Black



Satellite Antenna

163598-01-01A Antenna/Satellite-Dish In Dome/Automatic, White
 163598-01-02A Antenna/Satellite-Dish In Dome/Automatic, Black



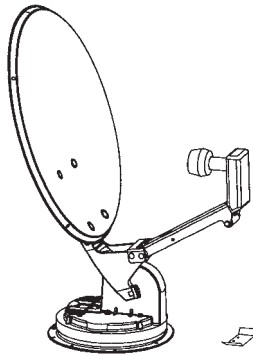
163598-02-000 Switch/Control, Satellite



163598-03-000 Cable-Satellite Control

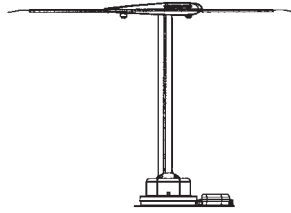


163598-04-000 Cable/Coax, Satellite 9"




Winegard WI-DM54

137135-05-000 Antenna-Satellite DSS w/Sensor
 120233-01-714 Clip-E
 120233-01-737 Ceiling Plate Kit, Interior w/Direct Wheel/Hdle.
 120233-01-721 Handle-Crank-Foldup w/Spring
 120233-04-703 Kit-Directional Handle Upgrade
 137135-01-703 Kit-Elevation Shaft f/Manual System
 137135-01-704 Pin-1/4" x 3.25"
 137135-01-708 Turret
 137135-01-710 Plate-Rotate Limit
 137135-01-712 Bearing-Outer
 137135-01-713 Turret Base
 137135-01-714 Gear-Elevating Shaft
 137135-01-715 Bearing-Inner
 137135-01-717 Bolt-Flat Head
 137135-01-719 Bracket-Pivot
 137135-01-722 Clamp



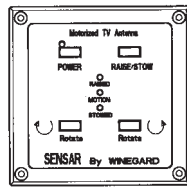
Antenna

158270-01-01A Antenna-TV Power Lift, Gray/Black



Antenna Wire Asm.

158270-02-000 Wire Asm.-Antenna, Data 25'



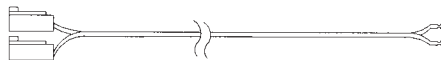
Wallplate

158270-03-01A Wallplate-Antenna Control, Black



Sirius Radio Satellite

147190-01-000 Antenna-Satellite-Radio/Sirius-w/Ground Plane Plate, 6" Lead
 147190-02-000 Cable/Satellite Antenna-Radio Sirius, 22 ft.



Antenna Cable

147190-03-000 Cable-Antenna, Sat. Radio Sirius, 22' w/o Radio End Connector

Monitor Wire

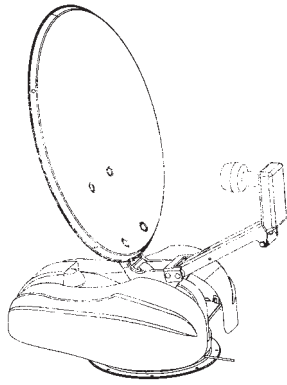
(Not Shown)

143545-02-000 Wire Asm.-Rear Monitor, Color



Satellite Dish

137135-02-000 Antenna-Satellite-DSS w/Sensor, WI-DM04
 120233-01-704 Dial-Directional
 120233-01-714 Clip-E
 120233-01-737 Plate/Int.w/Directional Handle
 137135-01-700 Roof Wedge w/Gasket
 137135-01-701 Connector F-Male to Male
 137135-01-704 Pin-1/4" x 3.25"
 137135-01-710 Plate-Rotate Limit
 137135-01-712 Bearing-Outer
 137135-01-713 Turret Base
 137135-01-714 Gear-Elevating Shaft
 137135-01-715 Bearing-Inner
 137135-01-716 Hub
 137135-01-717 Bolt-Flat Head
 137135-01-718 Reflector/White 46 cm w/Hdwe.
 137135-01-719 Bracket-Pivot
 137135-01-722 Clamp
 137135-02-700 De-Sensor
 137135-02-701 Box-Surface Mount
 137135-02-703 Low Noise Block Filter
 137135-03-000 Wire Asm. Digital Elev. Sensor
 137135-04-000 Wire Asm. Power Digital Elev. Sensor
 120233-04-700 Wall Plate/Cable Kit-Wall Plate w/White Buttons
 120233-04-703 Kit/Directional Handle Upgrade
 141454-01-700 Kit-Elevation Shaft w/Gears & Spring f/Automatic System
 120233-01-721 Handle/Crank Fold-up w/Spring
 137135-01-703 Kit-Elevation Shaft f/Manual System



Automatic Satellite Antenna

- 141454-03-01A Antenna-Satellite, Automatic AS-2053 (Pce. Parts Only)
- 141454-04-000 Wire Asm.-Satellite, Automatic
- 120233-01-714 Clip-E
- 137135-01-704 Pin-1/4" x 3.25"
- 137135-01-712 Bearing-Outer
- 137135-01-713 Turret Base
- 137135-01-714 Gear-Elevating Shaft
- 137135-01-715 Bearing-Inner
- 137135-01-718 Reflector/White-46 cm w/Hdwe.
- 137135-01-719 Bracket-Pivot
- 137135-01-722 Clamp
- 137135-01-723 Support/Frame-Backup-w/Hdwe.
- 137135-02-703 Low Noise Block Filter
- 141454-01-700 Kit Elev-Shaft/Gears/Spring
- 141454-01-701 Kit-Gear/Motor-Gear/Rotate
- 141454-01-702 Housing/Electronics-Upper
- 141454-01-703 Housing/Electronics-Lower
- 141454-01-704 Kit Lift Assembly Complete
- 141454-01-705 Housing-Motor
- 141454-01-706 Gasket-Motor Housing
- 141454-01-709 Gasket
- 141454-01-712 Gear-Rotate
- 141454-03-700 Motor (Azimuth)
- 141454-03-701 Motor (Elevation)
- 141454-03-702 Circuit Board
- 141454-03-703 Control Panel w/Box
- 120233-04-703 Kit-Directional Handle Upgrade



GPS Navigation System

The NVE-N872A is designed to make it easier for you to find destinations, and provide you information that you need. A friendly graphical user interface makes operating your navigation system easier than ever. With new intelligent maps, useful points of interest, built-in Zagat survey A® guide, and real time satellite traffic ready, this system will be useful for you on an everyday basis. Now you can find your destination, and so much more!
7.8" W x 1.9" H x 6.9" D.


137424-08-000 GPS-Navigation System w/DVD Divit/Maps/GPS Ant./Wire Harness



Monitor/LCD Color

The TME-M740BT is the ideal stand alone monitor to fit your needs. This 7-inch monitor boasts 1.15 million pixels for excellent image quality and viewing angles with a 16:9 image aspect ratio. It's also equipped with touch screen display for convenience. With built-in Bluetooth compatibility you can get on-screen touch control of your Bluetooth enabled cell phone. Built-in microphone. 1 A/V input, 1 A/V output. Dedicated camera input with reverse sensor.

- 137424-09-000 Monitor/LCD-Color, 7" Alpine TME-M740BT
- 137424-10-000 Cable/Adapter-Audio/Video-GPS




Satellite

- 680301-29-000 Satellite, Dome In-Motion, White
- 680301-29-001 Satellite, Dome In-Motion, Black




Camera Cable

143591-08-000 Cable-Camera Interface f/Black & White Monitor



Wall Lamp

119258-58-01A Lamp-Wall w/Glass Shade w/o Bulbs UL/CSA, Satin Nickel
067479-01-000 Bulb, #1076



Wall Lamp

119258-61-01A Lamp-Wall w/o Shade/Bulbs - UL/CSA, Antique Bronze
117805-01-000 Bulb, #921



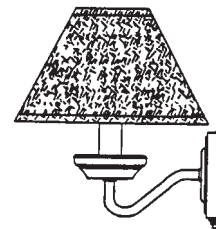
Wall Lamp

119258-60-01A Lamp-Wall w/o Shade/Bulbs - UL/CSA, Satin Nickel
117805-01-000 Bulb, #921



Wall Lamp

119258-59-01A Lamp-Wall w/Glass Shade, w/o Bulbs, Antique Brass
067479-01-000 Bulb, #1076



Wall Lamp

119258-17-01A Lamp-Wall, Brass
067479-01-000 Bulb-12V #1076

Shade dimensions are across the top, top to bottom and across the bottom of the shade. Shades are sold separately.



Wall Lamp

119258-18-01A Lamp-Wall, Brass
067479-01-000 Bulb-12V #1076



Wall Lamp

119258-35-02A Wall Lamp, Brass/Nickel
119258-35-03A Wall-Lamp, Satin Nickel
119258-35-04A Wall Lamp, Bronze
117805-01-000 Bulb #921F
117805-02-000 Bulb #921



Wall Lamp

119258-36-01A Wall Lamp, Brass
119257-17-01A Shade, Rectangular, Whisper
Chablis, 4" x 5-1/2" x 8"
067479-01-000 Bulb #1076



Wall Lamp

119258-37-01A Wall Lamp, Brass
119258-37-02A Wall Lamp, Brass/Nickel
119258-37-03A Wall Lamp, Satin Nickel
119258-37-04A Wall Lamp, Bronze
119257-18-01A Shade, Parchment, 2-1/2" x 3-1/2"
067479-01-000 Bulb #1076




Wall Lamp

119258-44-01A Lamp-Wall, Satin Nickel
117805-02-000 Bulb - #921



Wall Lamp

119258-53-01A Lamp-Wall,
UL/CSA, Brushed Nickel
067479-01-000 Bulb #1076



Wall Lamp

119258-48-01A Lamp-Wall, Brushed Chrome
067479-01-000 Bulb-#1076




Wall Lamp

119258-39-01A Lamp-Wall, Brass
065201-09-000 Shade-Lamp-Parchment 4.1" x 6.1"
x 7.1"
117805-02-000 Bulb - #921



Wall Lamp

119258-45-01A Lamp-Wall, Satin Nickel
067479-01-000 Bulb #1076, 12V
119258-01-704 Finial (Ball) Satin Nickel




Wall Lamp

119258-51-01A Lamp-Wall w/Glass Shade, Antique
Nickel
067479-01-000 Bulb-#1076



Wall Lamp

119258-57-01A Lamp-Wall,
w/Glass Shade/Switch, CSA,
Nickel
117805-02-000 Bulb-#921



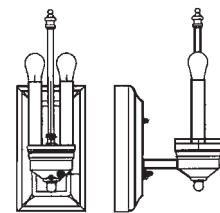
Wall Lamp

119258-52-01A Lamp-Wall, Nickel
119257-24-01A Shade-Lamp, Square, B/W, 4-5/8"
x 4-5/8"
067479-01-000 Bulb #1076



Wall Lamp

119258-55-01A Lamp-Wall, UL/CSA,
Brushed Nickel
067479-01-000 Bulb #1076



Wall Lamp

119258-56-01A Lamp-Wall, Brushed Nickel
067479-01-000 Bulb-#1076

Shade dimensions are across the top, top to bottom and across the bottom of the shade. Shades are sold separately.



Wall Lamp

119258-43-01A Lamp-Wall, Brass (Glass included)
117805-02-000 Bulb - #921
117805-01-000 Bulb - #921F



(A) (B) (C)

Finial

(A) 119258-01-700 Finial (Pyramid)
(B) 119258-01-701 Finial (Flat Top)
(C) 119258-01-702 Finial (Globe)



Finial

093575-33-700 Finial-Moonball-Brass
093575-33-702 Finial-Moonball-Nickel
093575-33-701 Glass (White Swirl) w/ Ind. Hole (Not Shown)



Ceiling Light

093575-37-01A Light-Ceiling/Double, Satin Nickel/Brass
117805-02-000 Bulb #921



Ceiling Light

093575-23-01A Ceiling Light, Double-Brass
093575-23-03A Ceiling Light, Double-Satin Nickel
093575-23-04A Ceiling Light, Double Bronze
117805-01-000 Bulb #921F
117805-02-000 Bulb #921




Ceiling Light

093575-48-01A Light-Ceiling/Oval w/Switch, Nickel
117805-02-000 Bulb #921



Ceiling Light

093575-38-01A Light-Ceiling/Double, Satin Nickel/Brass
117805-02-000 Bulb #921



Ceiling Light

093575-45-01A Light-Ceiling/Double, Nickel
067479-01-000 Bulb #1076



Ceiling Light

093575-50-01A Light-Ceiling/Double w/Globes, Antique Nickel
067479-01-000 Bulb #1076




Ceiling Light

093575-46-01A Light-Ceiling/Double, Brushed Nickel, w/Globes
117805-02-000 Bulb #921
093575-46-700 Globe



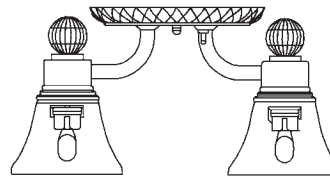
Ceiling Light

093575-30-01A Light-Ceiling, Round, Brass
117805-02-000 Bulb, #921




Ceiling Light

093575-44-01A Light-Ceiling, Dbl. w/Globes, Antique Nickel
067479-01-000 Bulb-#1076
157382-01-700 Globe



Ceiling Light

093575-47-01A Light-Ceiling/Double-Brushed Nickel
117805-02-000 Bulb #921



Ceiling Light


093575-49-01A Light-Ceiling/Double, Satin Nickel
067479-01-000 Bulb #1076

Shade dimensions are across the top, top to bottom and across the bottom of the shade. Shades are sold separately.



Ceiling Light

093575-27-01A Light-Ceiling, Round-Brass (Glass included)
 093575-27-02A Light-Ceiling, Round-Satin Nickel
 093575-27-03A Light-Ceiling, Round-Bronze
 117805-02-000 Bulb-#921
 117805-01-000 Bulb-#921F



Ceiling Light

093575-51-01A Light-Ceiling, Round, Antique Bronze
 117805-02-000 Bulbs, #921



Ceiling Light

093575-40-01A Light-Ceiling, Round-Nickel
 117805-02-000 Bulb, #921



17-1/4"

5"

Table Lamp

142612-05-01A Lamp-Table, Satin Nickel
 117805-02-000 Bulb-#921
 142612-05-700 Finial-Ball, Chrome




Table Lamp

142612-06-01A Lamp-Table, Satin Nickel
 142612-06-02A Lamp-Table, Bronze
 067479-01-000 Bulb-#1076



Lamp Shade

119257-18-01A Shade-Lamp, Parchment, 3.5" x 4.8" x 7.8"




Lamp Shades

(A) 119257-03-01A Lamp Shade, Linda White, 3" x 5-1/4" x 8"
 (B) 119257-24-01A Shade-Lamp, Square, B/W 4-5/8" x 4-5/8"
 (C) 119257-08-01A Lamp Shade-Silkara, 3.6" x 4.7" x 8.2"
 (D) 119257-26-01A Shade-Lamp, Square, Bright White, 4.02" W x 5.09" H.
 (E) 119257-27-01A Shade-Lamp, Round Elephant Hide 5.03" H x 3.64" W
 (F) 119257-28-01A Shade-Lamp, Round, Ivory, 3.8" x 5.38" x 6.65"
 (G) 119257-29-01A Shade-Lamp, Oval-Parchment, 4.25" W x 4.75" H
 (H) 119257-30-01A Shade-Lamp, Linda Parchment, 4" W x 4.5" H



Dimmer Switch

137889-01-000 Switch, Light Dimmer, Brass



Directional Light

Beige 5"L x 3-1/4"W x 4"H overall swiveled out.
 104172-01-01A Directional Light



Reading Light


149590-01-02A Light-Reading/Swivel w/o Switch, Nickel
 123917-01-000 Bulb #1383, 12V



Reading Light

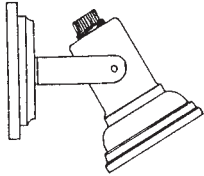
132427-01-01A Light-Reading, Swivel, Round-Brass
 132427-01-02A Light-Reading, Swivel, Round-Nickel
 132427-01-03A Light-Reading, Swivel, Round-Black
 123917-01-000 Bulb-Halogen, 12V, #1383

Shade dimensions are across the top, top to bottom and across the bottom of the shade. Shades are sold separately.



Reading Light

152438-01-01A Light-Reading/Swivel w/Switch, Satin Nickel
152438-01-700 Bulb w/Lens



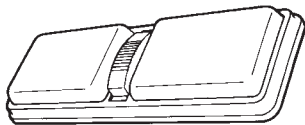
Reading Light

128786-01-01A Light-Reading, Swivel Brass
128786-01-02A Light-Reading, Swivel, Satin Nickel
123917-01-000 Bulb, #1383
128786-02-01A Light-Reading, Swivel w/o Switch, Brass
128786-02-02A Light-Reading-Swivel w/o Switch, Satin Nickel
128786-02-03A Light-Reading Swivel w/o Switch, Black



Replacement Lens

(A) 098024-01-700 Lens, Replacement-Solid White
(B) 098024-01-701 Lens, Replacement-Opti-Clear, Skylite
(C) 098024-01-702 Lens, Replacement-Circular Design



Double Dome Light


Maximizes head clearances with a stand off dimension of 1-9/16". The low profile ABS frame enables an enlarged lens to distribute light over an expanded interior area. The narrow frame width of 4" assures a custom fit look in tight interior spaces. Ivory. 12 volt. 11-1/2"L x 4"W x 1-9/16"H.

098024-03-01A Light-Dome 2 Bulb, Ivory
098024-03-02A Light-Dome 2 Bulb, White
098024-01-700 Lens Only
008218-01-000 Bulb 12V. #1141



Double Dome Light

164039-01-01A Light-Dome, Shower, Plastic, White
008218-01-000 Bulb, 12 V, #1141



Double Dome Light

Surface mount. 11-3/8" x 5-1/2". White finish. 12 volt.

033509-02-000 Light
033508-02-700 Replacement Lens
008218-01-000 Bulb #1141



Double Dome Light

11.85"L x 4.5"W x 1.75"H

137417-04-01A Light-Dome, Double, w/Switch-Frosted White (shown)
137417-05-01A Light-Dome, Double, w/Switch-Optic White
137417-06-01A Light-Dome, Double, w/o Switch, Frosted White
008218-01-000 Bulb 12V, #1141
137417-05-700 Lens, Double-Optic
137417-06-700 Lens, Double-White


Single Dome Light



6-5/8"L x 4"W x 1-9/16"H.

098024-05-02A Light-Dome, 1 Bulb, Skylight-White
008218-01-000 Bulb-12V #1141
098024-01-701 Lens, Opti-Clear

Shower Dome Light




121935-01-01A Light-Dome, Shower 5-9/16"L x 4"W x 1-9/16"H
008218-01-000 Bulb, #1141
121935-01-700 Lens Only

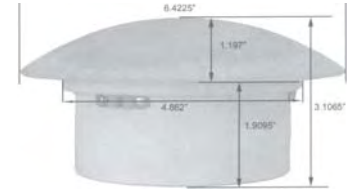
Dome Light

6-5/8"L x 4"W x 1-9/16"H.

098024-01-04A Light-Dome
1 Bulb, Skylite, Gray
008218-01-000 Bulb-12V
No.1141



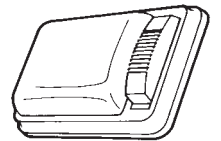
098024-01-701 Lens, Opti-Clear



Dome Light-Shower

164040-01-01A Light-Dome, Shower/Recessed Glass, White
008218-01-000 Bulb #1141

Single Dome Light



Maximizes head clearances with a stand off dimension of 1-9/16". The low profile ABS frame enables an enlarged lens to distribute light over an expanded interior area. The narrow frame width of 4" assures a custom fit look in tight interior spaces. 6-5/8"L x 4"W x 1-9/16"H. 12 Volt.

098024-01-03A Light-Dome, 1-Bulb, White
098024-01-702 Lens Only 4-1/2" x 3-1/2"
008218-01-000 Bulb 12V #1141
098023-01-02A Shroud, White

Single Dome Light Replacement Parts




Surface mount, white finish. 5-1/2" x 6-1/2", 12 volt. (Pce. Parts Only)

033508-02-700 Replacement Lens
008218-01-000 Bulb #1141



1-Bulb Dome Light

098024-07-02A Light-Dome, 1 Bulb w/o Switch
008218-01-000 Bulb-12V, #1141



Dome Light

Large 5.5" x 3.5" plastic construction with only 3/4" recessing mounting depth. Black textured molded finish.

135376-01-01A Light-Dome, Cab
117806-01-000 Bulb-12V #912



Dome Light

11-1/2"L x 4"W x 1"H.

098024-09-02A Light-Dome 2 Bulb, No Switch
008218-01-000 Bulb #1141
098024-09-700 Lens-Dbl. Light Sgl. Lens-Frost




Single Dome Light

7"L x 4.5"W x 1.75"H

137417-01-01A Light-Dome, Single w/Switch, Frosted Lens-White (shown)
137417-02-01A Light-Dome, Single w/Switch, Optic Lens-White
137417-03-01A Light-Dome, Single w/o Switch, Frosted Lens-White (Shown)
008218-01-000 Bulb 12V, #1141
137417-01-700 Lens-Single, Frosted
137417-02-700 Lens-Single, Optic

Surface Mount Light



12 Volt. 4.06"W x 2.32"L.


086280-01-000 Light
086280-01-700 Bulb-12 V, #1414

Surface Mount Dome Light



12 Volt. 5"L x 3"W.

068937-04-000 Light w/o Switch, Off/White
068937-01-700 Replacement Lens
008215-01-000 Bulb #1003



Light Trim Ring

149160-01-01A Trim-Light, Ring-Concert Cherry
149160-01-03A Trim-Light, Ring-Neat/Washed Maple
149160-01-04A Trim-Light, Ring-Sierra Maple
149160-01-05A Trim-Light, Ring-Portsmouth Oak





Swivel Lights

Single light: 4-3/4" x 3-5/8" x 1-1/2"
Double light: 7" x 4" x 1-1/2"

112643-01-000 Light-Sgl. Swivel
112643-02-000 Light-Dbl. Swivel
112642-01-06A Trim Ring, Sgl. Light, Black

Halogen Light

165170-01-01A Light-Halogen, Round/Glass Lens, 10 Watt

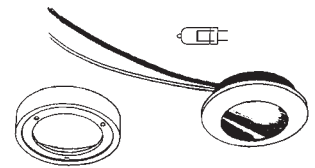



Halogen Light

146048-01-01A Light-Halogen, Adjustable, White
123775-01-700 Bulb-10W, Halogen 99-JC10

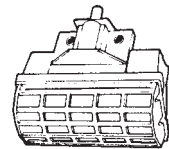
Halogen Light

165643-01-01A Light-Halogen, 4.5" Round, Glass Lens, 20 Watt



Brass Halogen Light

123775-01-01A Light-Halogen, Round, Brass
123775-01-02A Light-Halogen, Round, Satin Nickel
123775-01-03A Light-Halogen, Round-Black
123775-02-01A Light-Halogen, Collar, Brass
123775-02-02A Light-Halogen, Collar, Satin Nickel
123775-02-03A Light-Halogen, Collar, Black
123775-01-700 Bulb-10 Watt, Halogen 99-JC10
123775-01-701 Bezel-Lens, Brass
123775-01-702 Bezel-Lens, Satin Nickel



Wardrobe Light

12 volt. 4-1/8"L x 3-1/2"W x 2"H.

087694-01-000 Light w/Switch
087694-01-700 Bulb Only #561



Thin-Lite Recessed Light

Uses two 18" fluorescent tubes. 20.6" x 6.6" x 1.75".
12 volt/30 watt.

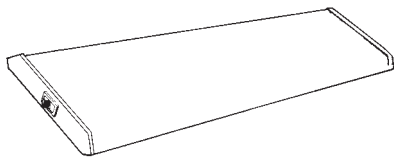
091937-04-000 Light, Fluorescent, 12V w/Switch, 6.6" x 20.6"



Fluorescent Light

Anodized aluminum housing. Clear acrylic diffuser lens. 8 watt 12 VDC light. 17-5/8" x 2-1/4" x 1-1/8" deep. 0.9 amps.

127327-01-01A Fluorescent Light



Fluorescent Light

30 Watt, 12V Light. 18" x 5-5/8" x 1-3/8"D.
130338-02-01A Light-Fluorescent 18", Warm White Bulb
130338-01-700 Lens-Light



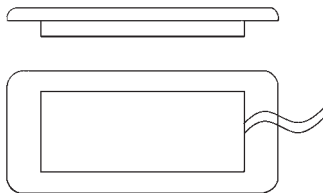
Fluorescent Light w/o Lens

133416-02-000 Light, Fluorescent 36" x 5-3/8" x 1"
133416-03-000 Light, Fluorescent 36", 2-Bulb
133416-04-000 Light-Fluorescent, 36"/1-Bulb, Warm White
133312-01-01A Lens- Diffuser 23.7" x 47.8"



Thin-Lite Light Strip

113371-01-000 Fluorescent Light 18" Strip, 141
113371-05-000 Fluorescent Light, 24" Strip, Warm White



Fluorescent Light

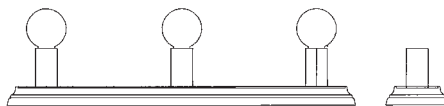
153464-01-01A Light-Fluorescent, (7.3" x 16.1" Overall, Cut Out Size 4.8" x 12.1") Recessed, w/o Switch-White Bulb (Shown)
153464-02-01A Light-Fluorescent (7.3" x 16.1" Overall, Cut Out Size 4.8" x 12.1") Recessed, w/Switch-White Bulb
153464-03-01A Light-Fluorescent (7.3" x 21.8" Overall, Cut Out Size 4.8" x 17.9") Recessed w/o Switch-White Bulb
153464-04-01A Light-Fluorescent (7.3" x 16.1" Overall, Cut Out Size 4.8" x 12.1") Recessed w/o Switch-Warm White Bulb
153464-05-01A Light-Fluorescent (7.3" x 16.1" Overall, Cut Out Size 4.8" x 12.1") Recessed w/Switch-Warm White Bulb
153464-06-01A Light Fluorescent (7.3" x 21.8" Overall, Cut Out Size 4.8" x 17.9") Recessed w/o Switch-Warm White Bulb



Spotlight

Model 2000 permanent mount spotlight features wireless remote of up to 150 feet, dual speed, durable ABS housing, 370 degree horizontal rotation with 90-degree vertical sweep. Sealed halogen bulb. Amber lens. Base: 5.75" x 5.75" x 6.5"H, Light is 7.5" x 6.0".

130672-01-01A Spotlight, Pwr. w/Remote, White
130672-01-02A Spotlight, Pwr. w/Remote, Black
130672-02-700 Remote (f/lights labeled "Golight" & White Bezel)
130672-01-704 Remote Control-Radio Ray, 7900C
130672-02-700 Remote (f/Spotlights w/light asm. labeled Golight & White Bezel)
130672-02-701 Head
130672-02-702 Bulb



Make-Up Light


162371-01-01A Light-Make-Up, 3-Bulb, Rectangular, Brushed Nickel (Uses 13 Watt Bulbs)



Spotlight

Golight® Stryker with wireless hand-held remote features 500,000 candle power, 5.5 amps, UV ray and saltwater resistant. Integrated 12V DC high-torque motors and 370° rotation x 135° Tilt.

157808-01-01A Spotlight-Power/Remote, Chrome
157808-01-700 Remote-HandHeld Wireless
157808-01-701 Remote-Hand Held Dash Mount
157808-01-702 Bulb #9011 Clear
157808-01-703 Rockguard-White f/Spotlight
157808-01-704 Rockguard-Black f/Spotlight



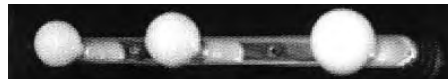
Make-Up Light

162446-01-01A Light-Make-Up, 3-Bulb, Antique Bronze, 18"
123918-01-000 Bulb #9019



Make-Up Light

162446-02-01A Light-Make-Up, 3-Bulb, Antique Bronze, 24"
123918-01-000 Bulb #9019



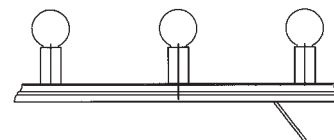
Make-Up Light

18" L x 2" H x 1-1/4" D
138116-01-02A Make-Up Light 3-Bulb, Curved w/o Bulb, Satin Nickel
123918-01-000 Bulb 9019F



Make-Up Light

24" L x 2" H x 1-1/4" D
138116-02-02A Make-Up Light 4-Bulb, Curved w/o Bulb, Satin Nickel
123918-01-000 Bulb 9019F



Make-Up Light

162371-01-01A Light-Make-Up, 3 Bulb Rectangular, Brushed Nickel

Make-Up Light



157382-01-01A Light-Vanity w/o Bulbs (3), Antique Nickel
067479-01-000 Bulb-12V, #1076

Make-Up Light



157382-02-01A Light-Vanity, 3 Bulb, Satin Nickel
119257-24-01A Shade, Lamp-Square, Brt. White
067479-01-000 Bulb-12V, #1076



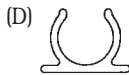
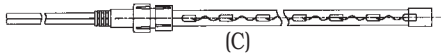
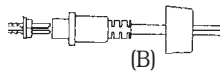
Defroster Fan

122856-01-01A Fan-Defroster, w/Swivel Base Non-Oscillating, Heavy Duty, 2 Speed (2,800/1,800 rpm). 12 Volt 1.6/.9 Amp, Chrome



Wall Clock

142368-01-01A Clock- 8" Round-Brass



Flex-Light

- (A) 146514-01-000 Light-Flex/Round w/Strip
- (B) 146514-02-000 Connector-Light
- (C) 146514-03-000 Light-Flex-Rope/Round, w/o Mount Channel
- (D) 146514-04-000 Channel/Mount f/Rope Light



Electronic Compass/Thermometer


Combination compass and outside temperature display. Systems features in-dash bezel to conceal screws, easy touch buttons, remote sensor for accurate compass readings. 4.5" x 2.3" display face.

- 136119-01-000 Compass/Thermometer, Black
- 136119-01-700 Sensor-Compass Engine
- 136119-01-701 Probe-Compass/Temp. Sensor Vers. 1 (Rectangular)
- 136119-01-702 Display Module LED Visual Version 1
- 136119-01-706 Probe-Compass Temp. Version 2-Oval
- 136119-01-707 Display Module-LED Visual, Version 2 (Oval)
- 136119-01-703 Harness-Compass Power
- 136119-01-704 Harness-Compass Engine
- 136119-01-705 Harness Compass/Temp Sensor Version 1
- 136119-01-708 Compass/Thermometer-Electronic Harness



Courtesy Light

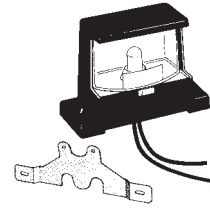
12 V. recessed light, 1" x 3" cut out.
061424-01-000 Courtesy Light
036196-01-000 Bulb #194



Flush Mount Courtesy/Cockpit Light

Molded in weather resistant ABS, this light can be installed almost anywhere. The standard automotive 3 watt lamp is easily replaceable. The chrome plated reflector makes maximum use of the lamp, providing an excellent directed light pattern. 2-3/8" x 2-3/8".

- 108354-01-01A Courtesy Light
- 108354-01-700 Bulb, #395-B



License Plate Light and Bracket

3-7/8"W x 1-9/16"H x 2-5/8"D. 12 volt Thermoplastic body construction.

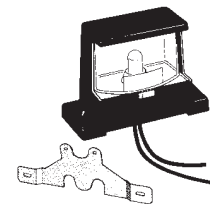
- 066432-02-000 Black w/o Bracket
- 066432-03-000 Bracket Only



Recessed Porch Light

(Black with white lens shown for example only) 2-3/4" x 4-3/8". 12 volt.


- 008089-02-000 Assembly, Chrome w/Clear Lens
- 008089-01-700 Replacement Lens



License Plate Light and Bracket

3-7/8"W x 1-9/16"H x 2-5/8"D. 12 volt Thermoplastic body construction.

- 066432-02-000 Black w/o Bracket
- 066432-03-000 Bracket Only




License Plate Retainer

161263-01-02B Retainer License Plate

ELECTRICAL

Surface Mount Porch/Utility Light



Compact design. 6"L x 3.5"W x 2.5"H. Clear Lens. 12 Volt.

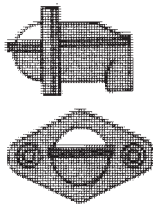
097917-01-01A Off White
097917-01-06A Brt. White
097917-01-08A Chrome
097917-01-701 Lens, Amber
097917-01-700 Lens, Clear

Stepwell Light


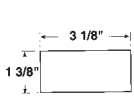


12 volt.
007309-01-000 Stepwell Light

Dump Valve/Fuse Panel Light

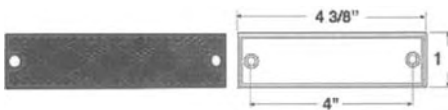


12 Volt.
087201-01-000 Dump Valve/Fuse Panel Light




Reflector

106646-02-000 Reflector-Stick-On, Red
(If screwed in place, holes will need to be made in reflector)



Reflector

166850-01-000 Reflector, Rectangular, Stick On, Red



Reflector

157998-01-000 Reflector-Oval/Red, 1.9" x 4.3"



Stick-On Reflector

141514-01-000 Reflector-Round, Red, 2-1/2", Stick-On




Socket Assembly

133069-03-000 Socket Asm. Lamp-3-Wire



Socket Base

Wedge socket base w/leads.
103608-01-000 Socket-Wedge Base
103603-01-000 #74 Wedge Bulb
.12A Wedge, GE 22-25




Clearance Light

3-7/8" x 1-7/8" x 3/4".
127536-01-000 Light-Clearance, Red
127536-02-000 Socket Asm. #194 Wedge
036196-01-000 Bulb #194

Clearance/Sidemarkers Light

042405-03-000 Base w/Bulb
042405-01-000 Red Lens
042405-02-000 Amber Lens
008213-01-000 #57 Bulb

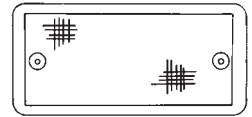


Clearance Lamp Asm.

(A) 138996-01-000 Lamp Asm. Clearance-Amber
(B) 138996-02-000 Lamp Asm. Clearance-Red
(C) 138996-03-000 Bracket-Lamp Clearance
(D) 138996-04-000 Connector Asm. Lamp

Clearance Lights

4.5" x 2.2".
079377-02-000 Red



Clearance Light



Made of rugged ABS plastic with oval snap-on acrylic lens. 4" x 2" x 1".

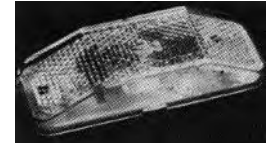
701752-01-000 Oval Amber
701752-02-000 Oval Red



Clearance Light

132978-01-000 Light-Clearance, Amber
067789-02-000 Socket Asm.
036196-01-000 Bulb, #194

Clearance Light



Rectangular clearance light has acrylic snap-tite lens with reflex reflectors. 4" x 1-1/4" x 1".

062648-01-000 Red
062648-02-000 Amber

Clearance Lamp Asm.



129942-01-000 Lamp Asm. Clearance, Amber
129942-02-000 Lamp Asm. Clearance, Red
129942-01-700 Bulb-Amber #168



Clearance Lamp Asm.

4-1/8" L x 2" W x 1" H

(A) 113709-01-000 Lamp Asm.-Clearance, Amber
(B) 113709-02-000 Lamp Asm.-Clearance, Red



Cab Marker Light

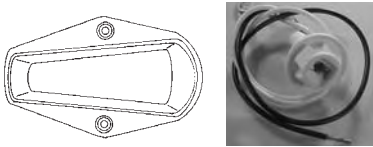
7-3/8"L x 2-1/2"W x 2-1/2"H.

- 107749-01-000 Light Asm., Cab Marker, Amber
- 107749-02-000 Light Asm., Cab Marker-Red




Cab Marker Light

- 081237-01-000 Light Asm., Amber
- 081237-02-000 Light Asm., Red
- 008214-01-000 Bulb #67




Cab Marker Light

- 075458-01-000 Amber
- 075458-03-000 Socket Only



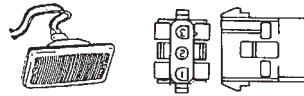
Reflector

- 110177-01-000 Reflector Lens Only - Red
- 110177-02-000 Gasket



Cab Marker Light Pce. Parts

- (Pce. Parts Only)
- 036196-01-000 Bulb #194
 - 088474-09-000 Housing, Socket, 3 Cavity
 - 088476-01-000 Socket, Connector



Cab Marker Light


Coaches built after September '90.

- 102520-01-000 Front Cap Amber (Shown)
- 102520-02-000 Rear Cap Red
- 102541-01-000 Gasket
- 102582-01-000 Bracket
- 102636-02-000 Wire Asm.
- 036196-01-000 Bulb #194
- 067789-02-000 Socket Asm.
- 088474-09-000 Housing Socket (Shown) 3 Cavity
- 102540-01-000 Screw Seal, Round
- 088476-01-000 Socket-Connector



Lamp Marker Lens & Base


- 133055-01-000 Lens, Lamp Marker, Red
- 133055-02-000 Lens, Lamp Marker, Amber
- 133055-03-000 Base, Lens Lamp Marker, White
- 127536-02-000 Socket-Light
- 036196-01-000 Bulb #194



Light Assembly

Sealed assembly comes complete with bulb.

- 126203-01-000 Light Asm. Back-Up, White
- 126203-02-000 Light Asm. Turn, Amber
- 126203-03-000 Light Asm. Stop/Tail, Red
- 126203-04-000 Grommet-Mount Light, Oval



Side Marker/Turn

- 113293-01-000 Lamp (Lens/Base) Sidemarker/ Turn Signal, Amber
- 106687-02-000 Socket Asm., Light, 3-Wire (Shown)
- 037935-01-000 Bulb, 12V. #1157 or #2057



Lamp

- 159077-01-000 Lamp-Park/Turn-Amber

Lamp Asm. Side Marker



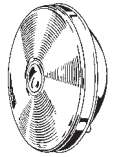
- 126201-01-000 Lamp Asm. Side Marker-Amber RH (Shown)
- 126201-02-000 Lamp Asm. Side Marker-Amber LH

Side Marker




- 089362-02-000 Side Marker Red
- 089362-03-000 Gasket
- 008103-01-000 Bulb
- 089362-01-000 Side Marker, Amber

Lamp Assembly



- 126198-01-000 Lamp Asm. Park/Turn, Amber



Lamp Marker


- 111102-01-000 Lamp Marker, Base
- 111102-02-000 Lamp Marker, Lens, Amber
- 111102-03-000 Lamp Marker, Lens, Red
- 036196-01-000 Bulb #194




Side Marker

- 117826-01-000 Lamp Asm.-Side Marker,Red
- 117826-02-000 Lamp Asm.-Side Marker, Amber
- 117826-03-000 Gasket-Marker Light
- 067789-02-000 Socket
- 036196-01-000 Bulb #194

Clearance Light



- 121685-01-000 Lamp Asm. Clearance, Clear
- 121685-01-700 Lens, Clear
- 121685-03-700 Lens, Amber
- 124221-01-000 Bulb, 12 Volt #2825



Side Marker

- 146528-01-000 Lamp Asm.-Side Marker, Amber, RH
- 146528-02-000 Lamp Asm.-Side Marker, Amber, LH



Lamp Assembly

153658-01-01A Lamp Asm.-Stop/Turn/Tail/Back-up-Brt. Wht.
 153658-01-02A Lamp Asm.-Stop/Turn/Tail/Back-up-Chrome
 153658-02-01A Lamp-Stop/Turn/Tail, Chrome
 153658-01-700 Lens Only
 037935-01-000 Bulb, 12V. #1157 or #2057
 037934-01-000 Bulb, 2.1 Amp, #1156

Lamp Assembly



146205-01-000 Lamp Asm.-Stop/Turn/Tail, Right
 146205-02-000 Lamp Asm.-Stop/Turn/Tail, Left
 146205-03-000 Socket-Lamp, 3-Wire

Lamp Assembly



112126-03-000 Lamp Asm. Rear, RH
 112126-04-000 Lamp Asm., LH
 112708-01-000 Bulb #3157
 112707-01-000 Bulb #3156
 112709-01-000 Socket-Turn Signal
 112709-02-000 Socket-Back Up Light
 112709-03-000 Socket-Brake Light

Lamp Assembly



146326-01-000 Lamp-Stop/Turn/Tail/Back Up, Right
 146326-02-000 Lamp-Stop/Turn/Tail/Back Up, Left
 146326-03-000 Socket-3-Wire, Gray
 146326-05-000 Socket-2-Wire, Light Gray

Lamp Assembly



113294-01-000 Lamp Asm., Park/Turn, Clear, RH
 113294-02-000 Lamp Asm., Park/Turn, Clear, LH
 113294-03-000 Lamp Asm., Park/Turn/Amber Pass.
 113294-04-000 Lamp Asm., Park/Turn/Amber Driver
 037935-01-000 Bulb 12 V. #1157

Lamp Assembly



112126-05-000 Lamp Asm.,Rear, RH
 112126-06-000 Lamp Asm., Rear, LH
 112709-01-000 Socket-Turn Signal
 112709-02-000 Socket-Back-Up Light
 112709-03-000 Socket-Brake Light
 112708-01-000 Bulb #3157
 112707-01-000 Bulb #3156



Lamp Assembly

147680-01-01A Lamp Asm.-Marker, Base, White



Lamp Assembly

147680-02-01A Lamp Asm.-Marker, Lens, Amber
 147680-03-01A Lamp Asm.-Marker, Lens, Red




Lamp Assembly

161238-01-01A Lamp-Stop/Turn/Tail-LED-Clear
 161238-01-02A Lamp-Stop/Turn/Tail-LED-Smoke



Lamp Assembly

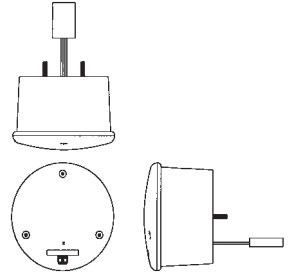
149222-01-000 Lamp Asm.-Stop/Turn/Tail
 149222-02-000 Lamp Asm.-Backup
 124234-01-000 Bulb, #7528, 12V
 124220-01-000 Bulb, #7506, 12V



Lamp Assembly

138419-01-000 Lamp Asm. Park/Turn, Amber RH (shown)
 138419-02-000 Lamp Asm. Park/Turn, Amber LH
 138419-03-000 Socket Asm. Lamp, 3-Wire

Lamp Assembly



165027-01-000 Lamp-Stop/Turn/Tail
 165027-02-000 Lamp-Back-Up
 165027-03-000 Lamp-Turn, Amber



Lamp Assembly

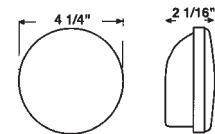
146560-01-000 Lamp Asm.-Park/Turn, Clear
 146560-02-000 Socket Asm.-Lamp, 3-Wire
 146560-03-000 Lamp Asm.-Park/Turn-Amber
 112708-01-000 Bulb #3157



Light Assembly

2-11/16" x 8"

106688-01-000 Light Asm.-Back Up White
 106688-02-000 Light Asm.-Turn Amber
 106688-03-000 Light Asm.-Stop Red
 106688-04-000 Light Asm.-Auxiliary Clear
 037934-01-000 Bulb 12 Volt #1156
 106687-01-000 Socket (Shown)



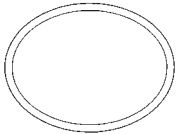
Lamp Assembly

138441-01-000 Lamp Asm. Brake, Tail/Turn (shown)
 138441-02-000 Lamp Asm. Backup
 (A) 138441-03-000 Connector Asm. Lamp, 2 Circuit
 (B) 138441-04-000 Connector Asm. Lamp, 3 Circuit
 (C) 138441-05-000 Lamp Asm. Turn, Amber



Light Assembly

- 152070-01-000 Light-Asm., Stop/Tail/Backup (Shown)
- 152070-02-000 Light-Asm., Turn, Amber (Shown)
- 152070-03-000 Light-Stop/Tail/Back-Up
- 037934-01-000 Bulb-2.1 Amp #1156
- 037935-01-000 Bulb-12V. #1157
- 008218-01-000 Bulb-12V. #1141




Spacer

- 152256-01-04B Spacer-Backup, Light



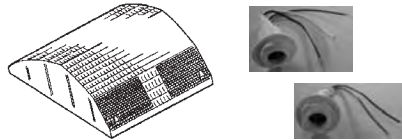
Lamp Asm. Stop/ Turn/Tail/Backup

- 117831-01-000 Lamp Asm. Stop/Turn/Tail/Back Up, RH (Shown)
- 117831-02-000 Lamp Asm. Stop/Turn/Tail/Backup, LH
- 117831-03-000 Lamp Asm. Turn, Amber RH (Shown)
- 117831-04-000 Lamp Asm. Turn, Amber LH
- 119157-01-000 Socket-Sgl. Contact
- 119158-01-000 Socket-Dbl. Contact
- 037934-01-000 Bulb, 12V. #1156
- 037935-01-000 Bulb, #1157



Lamp Assembly

- (A) 153167-01-000 Lamp Asm. Stop/Turn/Tail/Back-Up, RH (Shown)
- (A) 153167-02-000 Lamp Asm. Stop/Turn/Tail/Back-Up, LH
- (B) 153167-03-000 Lamp Asm. Stop/Turn/Tail/Back-Up, RH (Shown)
- (B) 153167-04-000 Lamp Asm. Stop/Turn/Tail/Back-Up, LH



Lamp Assembly

- 113311-01-000 Lamp Asm., Stop/Turn/Tail, Red
- 113311-02-000 Lamp Asm., Stop/Turn/Tail, Amber
- 106687-02-000 Socket Asm. Light, 3 Wire
- 037935-01-000 Bulb 12V. #1157
- 106687-01-000 Socket Asm. Light, 2 Wire
- 037934-01-000 Bulb 12V. #1156



Lamp Assembly

- 154206-01-000 Lamp Asm., Stop/Turn/Tail/Back-Up, RH (Shown)
- 154206-02-000 Lamp Asm., Stop/Turn/Tail/Back-Up, LH
- 154206-03-000 Lamp Asm., Stop/Turn/Tail/Back-Up, RH
- 154206-04-000 Lamp Asm., Stop/Turn/Tail/Back-Up, LH
- 112709-02-000 Socket-Back-Up Light
- 112707-01-000 Bulb 12V. #3156
- 112709-03-000 Socket-Brake Light/Marker
- 112708-01-000 Bulb #3157



Back Up Lamp


- 164943-01-000 Lamp Asm.-Back-Up
- 139001-02-000 Socket Only f/Docking Lamp
- 117806-01-000 Bulb-12V., #912, 1.0 Amp



Back Up Light Asm.

- 124968-01-01A Light Asm.-Back Up, White

Taillights - Triple Asm.



14-1/8" x 7" x 1-3/16".

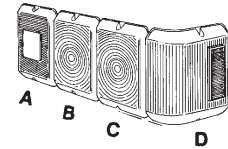
- 081638-02-000 Taillight Asm Triple Colonial White Trim
- 081638-01-700 Lens - Red
- 081638-01-701 Lens - Back Up
- 081638-02-700 Lens - Amber
- 037934-01-000 Bulb #1156
- 037935-01-000 Bulb #2057 OR #1157

Taillights - 2 Lens Assembly



Double taillight assembly with black trim. Driver and passenger side. 9-7/8" x 7" x 2-1/8".

- 081638-01-000 Taillight Asm.
- 037934-01-000 Bulb #1156 For Back Up And Turn
- 037935-01-000 Bulb #2057 Or #1157 Brake Light
- 103355-01-05A Brt./Wht. Pod Asm. (Shown)
- 081638-01-700 Red Lens Only
- 081638-01-701 Lens w/Backup



Taillights

Individual, radius lens taillight assemblies.

- A) 089290-01-000 Back Up Light Red/Clear Lens
- B) 089291-01-000 Turn & Tail, Red Lens
- C) 089292-01-000 Turn, Amber Lens
- D) 089289-01-000 Wrap Around Red Lens
- D) 089289-01-700 Red Lens Only
- D) 089289-02-000 Wrap Around Amber Lens
- D) 089289-02-700 Amber Lens Only
- 037934-01-000 Bulb #1156

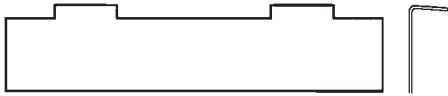


Taillight Assembly

2-Light recessed mount with backup. Heavy-duty long service bulbs with shock absorbing housing. Prewired for easy installation. Stainless steel contact points and aluminum brackets. 14-1/2" x 5-1/4" x 2-1/4".

- 058032-02-000 Lamp Asm. 2 Bulb Black Base
- 058031-01-702 Lens Only Red With Back Up
- 058032-02-701 Lens Only Red w/o Back Up

ELECTRICAL

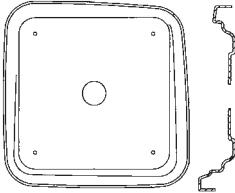


Taillight Bracket

159554-01-02B Bracket/Mount, Trim/Pod, Taillight

Pod Taillight

164956-01-10A Pod-Taillight, Pass., 9" x 9", Black
164956-02-10A Pod-Taillight, Driver, 9" x 9", Black



Park Turn Lens, w/o Socket

133069-01-000 Lens-Park Turn RH, Amber
133069-02-000 Lens-Park Turn LH, Amber
037935-01-000 Bulb-2057 or 1157
133069-03-000 Socket-Lamp, 3-Wire



Taillight Lens Replacement

Stop, tail, directional and backup lights with reflex reflection.

058031-01-000 Lamp Assembly (Piece Parts Only)
058031-01-700 Amber Lens
058031-01-701 Red Lens
058031-01-702 Back Up Lens




Taillight Assembly

121679-01-000 Light Asm. St./Tail/Bup/Turn (Shown)
121620-01-01A Pod-Taillight, Brt. Wht.
121680-01-000 Lamp Asm. Lic. Plate
121681-01-000 Lamp Asm.-Lic. Plate
121682-01-000 Lamp Asm. Turn Front
121679-01-700 Lens

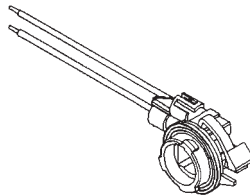
Lamp Asm.

142117-01-000 Lamp Asm.-Rear, RH (Shown) w/o Sockets/Bulb
142117-02-000 Lamp Asm.-Rear, LH w/o Sockets/Bulbs
112709-01-000 Socket-Lamp Turn Light
112709-03-000 Socket-Brake Light/Marker Light
112707-01-000 Bulb, 12V, #3156
112708-01-000 Bulb, 12V, #3157




Light Assembly

152352-01-000 Light Asm., Back-up, Clear
152352-02-000 Socket-Back-Up Light, 2-Wire
152352-03-000 Lamp-Stop/Turn/Tail, Red
152352-04-000 Socket-Lamp, 3-Wire
037934-01-000 Bulb-12V, #1156



Socket Assembly

152352-02-000 Socket Asm., Light, 2-Wire
037934-01-000 Bulb





Taillight Asm.

115632-01-02A Light Asm. Stop/Turn/Tail, Red
115632-01-700 Lens-Red

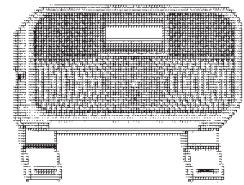
Taillight Asm.

115632-02-02A Light Asm. Turn, Amber
115632-02-700 Lens, Amber
115632-03-01A Light Asm. Stop/Tail/Back-Up
115632-03-700 Lens-Red (Stop/Tail/Back-Up)



Taillight Asm.

115632-03-02A Light Asm. Stop/Tail/Back-Up
115632-03-700 Lens-Red Stop/Tail/Back-Up



Taillight Asm.

115632-04-02A Light Asm. Stop/Tail/Bump/Lic.
115632-04-700 Lens-Red Stop/Tail/Back Up




Rear Lamp Asm.

148658-01-000 Taillamp, Pass./Rear (Shown)
148658-02-000 Taillamp, Driver/Rear
148658-01-700 Wire Asm.-Pigtail/Sockets (4)

Taillamp Brackets


(Not Shown)

151660-01-02B Bracket-Taillamp
151662-01-02B Bracket-Taillamp, Outer
156312-02-02B Bracket/Taillamp-Driver
156312-01-02B Bracket/Taillamp-Passenger



Taillight Assembly

124186-01-000 Light Asm., Backup, White
124186-02-000 Light Asm., Turn, Amber
124220-01-000 Bulb, 12V, #7506
124186-03-000 Light Asm., Stop/Park, Red
124186-04-000 Reflector-Red
124234-01-000 Bulb, 12V, #7528



Taillight Assembly

120742-02-000 Light Asm., Stop, Tail, Turn
120742-01-000 Light Asm., Stop, Tail, Back-Up, Turn



Stop/Turn/Taillight Assembly

133054-01-000 Light Asm.-Stop/Turn/Tail, Red
 037935-01-000 Bulb-12V, #1157
 037934-01-000 Bulb-12V, #1156
 133054-03-700 Lens
 133054-03-701 Gasket-Light Mounting
 133054-03-702 Gasket Lens
 133054-04-000 Light Asm.-Turn, Amber
 133054-04-700 Lens
 133054-03-000 Light Asm. Stop/Turn/Tail, Red

Stop/Turn/Taillight Assembly

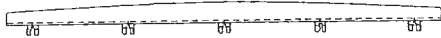
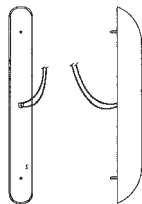


154595-01-000 Light-Stop/Turn/Tail/Back-Up-Pass. (Shown)
 154595-02-000 Light-Stop/Turn/Tail/Back-Up-Driver
 154595-03-000 Light-Stop/Turn/Tail/Back-Up, Pass. (Shown)
 154595-04-000 Light-Stop/Turn/Tail/Back-Up, Driver
 146326-05-000 Socket-2-Wire-Lt. Gray
 154619-01-000 Socket-Light-3-Wire
 112708-01-000 Bulb-#3157
 117806-01-000 Bulb-#912



Brake Light

121950-01-000 Light Asm., Brake Center Mount
 117805-01-000 Bulb, #921



Brake Light

146204-01-000 Light-Third Brake, LED



Brake Light

136916-01-000 Light Asm. Brake, Center Mount Oval



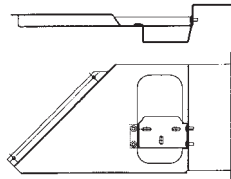
Brake Light

151076-01-000 Light-Third Brake, LED



Brake Light

8"W x 2.5"H, Recessed by 1"
 136917-01-000 Light Asm. Brake-Center Mount

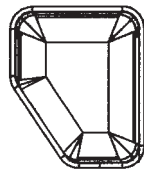


Docking Light Bracket

129961-07-02B Bracket Asm.-Docking Light

Docking Light Cover

129301-03-01A Cover-Docking Light, Black

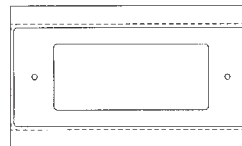


Docking Light Cover

159346-01-01A Cover-Docking Light, Black

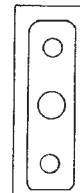
Pocket Light

112107-01-01A Pocket-Light, Docking



Pocket Light

118374-01-01A Pocket-Side Marker Light



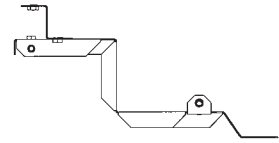
Pocket Light-Sidemarkers

(A) 113598-01-01A Pocket, Light Sidemarkers, Black
 (B) 113598-02-01A Pocket, Light Sidemarkers, Black

Lamp Assembly



129746-01-000 Lamp Assembly, Driving, Clear Lens, Black

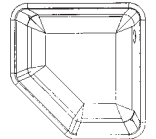


Headlamp Support

152682-01-02B Support-Headlamp, Pass. (Shown)
 152682-02-02B Support-Headlamp, Driver

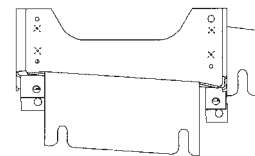
Docking Light Cover

129301-04-01A Cover-Docking Light



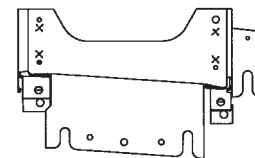
Docking Lamp Assembly

139001-01-000 Lamp Asm. Docking (Light Only)
 139001-02-000 Socket Asm. Lamp (Socket Only)



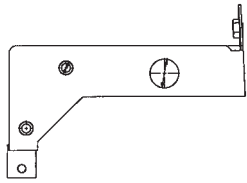
Headlamp Bracket

147901-01-02B Bracket Asm.-Headlamp, RH
 147901-02-02B Bracket Asm.-Headlamp, LH



Headlamp Bracket

164261-01-02B Bracket Asm., Headlamp, RH
 164261-02-02B Bracket Asm., Headlamp, LH



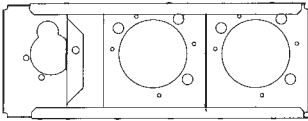
Headlamp Bracket

153003-02-02B Bracket-Headlamp, RH
153003-04-02B Bracket-Headlamp, LH



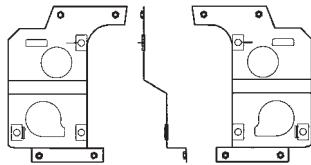
Headlamp Support

152436-01-02B Support-Headlamp-Upper, RH
152436-02-02B Support-Headlamp-Upper/Driver




Headlamp Support

152430-02-02B Support-Headlamp, LH
152430-01-02B Support-Headlamp, Pass.



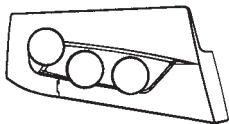
Headlamp Support

156577-01-02B Support Asm. Headlamp, RH
156577-02-02B Support Asm. Headlamp, LH



Headlamp Support

152435-01-02B Support-Headlamp, Lwr. Pass.
152435-02-02B Support-Headlamp, Lwr. Driver




Bezel Headlamp

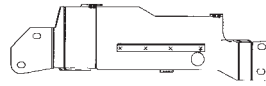
156515-01-03A Bezel-Headlamp/Park Turn, Pass.-Black
156515-02-03A Bezel-Headlamp/Park Turn, Driver, Black

Retainer

141281-01-01A Retainer-Headlamp, Wht.



Headlamp Bracket



143903-03-02B
Bracket/Headlamp, Pass. (Shown)
143903-04-02B Bracket/Headlamp, Driver

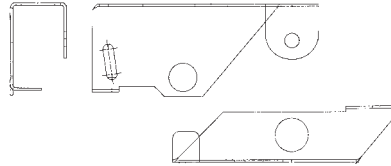
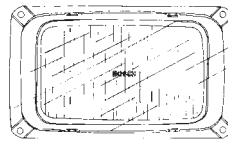


Plate Adjuster

147644-01-02B Plate Adjuster-Headlamp, RH, (Shown)
147644-02-02B Plate Adjuster-Headlamp, LH

Bosch Halogen Headlamp Assembly



Includes black bezel & screws.
088733-01-000 Headlamp Asm. w/Bulb




Headlamp

154209-01-000 Headlamp w/Park/Turn, RH (Shown)
154209-02-000 Headlamp w/Park/Turn, LH
154209-03-000 Socket, Turn Signal/Park Light, (Shown)
124234-01-000 Bulb, #7528
124187-01-000 Socket-Housing, Low Beam
124187-02-000 Socket-Housing, High Beam
142115-01-700 Bulb, #9005
142115-01-701 Bulb, #9006



Headlamp Assembly

146331-01-000 Headlamp w/Park & Turn, RH
146331-02-000 Headlamp w/Park & Turn, LH
112708-02-000 Bulb-12V., #3157NA



Headlamp Assembly

Adjuster screws included.
118056-01-000 Headlamp Assembly, #65025
118056-02-000 Headlamp Assembly, #65024
118054-01-000 Bulb #9004



(A)

(B)

Headlamp Assembly

(A) 049186-03-000 Headlamp Asm., Dr. H/L Halogen
(B) 049186-04-000 Headlamp Asm., Dr. H/L Halogen

Headlamp Asm.



144834-01-000
Headlamp Asm. w/Park & Turn RH
144834-02-000 Headlamp Asm. w/Park & Turn LH
145919-02-000 Cable-Headlamp Adjuster, 23.9"

Headlamp Asm.

142116-01-000
Headlamp Asm.
Composite w/Park & Turn w/Adjuster, Pass. (Shown)
142116-02-000 Headlamp Asm. Composite w/Park & Turn w/Adjuster, Driver
112708-01-000 Bulb-12V, #3157
036196-01-000 Bulb-12V, #194, 27 Amp. Bayonette
142116-03-000 Socket Asm.-Lamp, 3-Wire
112708-02-000 Bulb-12V, #3157NA



Headlamp Asm. w/ Adjuster

142115-01-000 Headlamp Asm. w/Park & Turn, RH
142115-02-000 Headlamp Asm. w/Park & Turn, LH
142115-01-700 Bulb-Headlight, #9005
142115-01-701 Bulb-Headlight, #9006

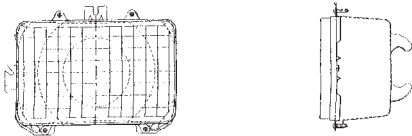

Headlamp Assembly

049187-03-000 Headlamp Asm. Hi-Halogen Steel
049187-04-000 Headlamp Asm. Hi-Halogen, Black



Headlamp Assembly

126200-01-000 Headlamp Asm. RH
126200-02-000 Headlamp Asm. LH
124163-01-000 Clip-Headlamp Mounting Bracket



Headlamp Asm.

049185-03-000 Headlamp Asm. Pass., H/L Halogen



Headlamp

148657-01-000 Headlamp-Pass. w/Park & Turn, Shown
148657-02-000 Headlamp-Driver w/Park & Turn

Headlamp Assembly

153171-01-000 Headlamp Asm. w/Park & Turn, RH
153171-02-000 Headlamp Asm. w/Park & Turn, LH
112708-01-000 Bulb-12V. #3157



Headlamp Assembly

154881-01-000 Headlamp w/Park & Turn, RH (Shown)
154881-02-000 Headlamp w/Park & Turn, LH
067789-02-000 Socket-Lamp
037935-01-000 Bulb-#1157
036196-01-000 Bulb-#194

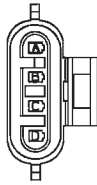
Headlamp

148657-03-000 Lamp-Passenger Sidemarker/ Amber, Shown
148657-04-000 Lamp-Driver Sidemarker/Amber



Socket

148657-05-000 Socket f/Lamp



Wire Assembly

155505-01-000 Wire Asm. Adapter/Headlight




Wire

148657-06-000 Wire f/Socket Lamp


Headlamp Assembly

146088-01-000 Headlamp Asm. w/Park & Turn, RH
146088-02-000 Headlamp Asm. w/Park & Turn, LH
112708-02-000 Bulb, 12 V., #3157NA



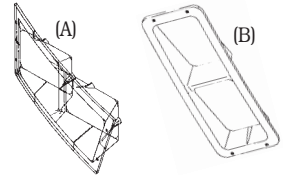
Headlight/Park Turn Assembly

095213-01-000 Headlamp Asm. RH
095213-02-000 Headlamp Asm. LH



Headlamp Assembly

148629-01-000 Headlamp Asm. RH, H/L w/Bulb
148629-02-000 Headlamp Asm. LH, H/L w/Bulb

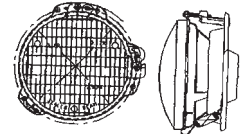


Headlamp Bezel

(A) 126844-01-01A Bezel-Headlamp, Dual, RH Blk.
(A) 126844-02-01A Bezel-Headlamp, Dual, LH Blk.
(B) 138880-01-01A Bezel-Headlamp, Dual, Pass.
(B) 138880-02-01A Bezel-Headlamp, Dual, Driver Brt. Wht.

Headlamp

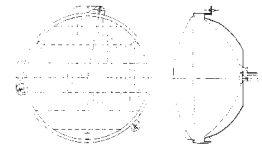
146527-01-000 Headlamp Asm. Low
146527-02-000 Headlamp Asm. High



Headlamp Assembly

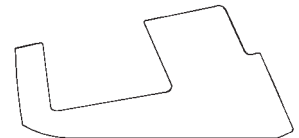
5.75" Round

133021-01-000 Headlamp/Driver High/Low Beam
133021-02-000 Headlamp/Driver High Beam
133021-03-000 Headlamp/Pass. High/Low Beam
133021-04-000 Headlamp/Pass. High Beam



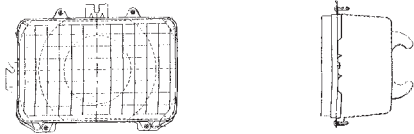
Headlamp Assembly

135625-02-000 Headlamp H/L 7" Round, Black with Bucket/Trim Ring
135662-01-02B Bracket-RH
135662-02-02B Bracket-LH
135661-01-02B Adapter/Ring Headlamp



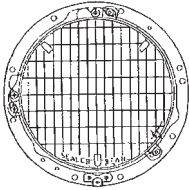
Headlamp Bezel

156907-02-01A Bezel-Headlamp/Park Turn, Driver
156907-01-01A Bezel-Headlamp/Park Turn, Pass.



Headlamp Assembly

049188-04-000 Headlamp Asm. Dr., H/L Halogen



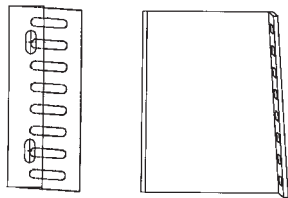
Headlamp Assembly with Plate/Bucket/Trim Ring

135625-01-000 Headlamp, High/Low Round, 7"
135662-01-02B Bracket-Headlamp, RH
135662-02-02B Bracket-Headlamp LH



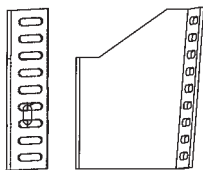
Headlamp Adjuster Cable

145919-01-000 Cable-Headlamp Adjuster, 16.9"
145919-02-000 Cable-Headlamp Adjuster, 23.9"



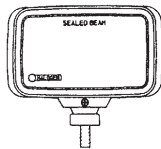
Fog Lamp Support

154413-01-02B Support-Foglamp, Upper, RH (Shown)
154413-02-02B Support-Foglamp, Upper, LH



Fog Lamp Support

154414-01-02B Support-Fog Lamp, Lower-RH (Shown)
154414-02-02B Support-Fog Lamp, Lower, LH

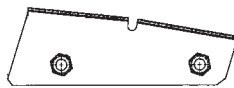



Fog Light

Clear lens.
088747-03-000 Lamp-Fog, Clear Lens
097372-01-01A Switch, On/Off
088747-03-701 Bezel-Light, Fog

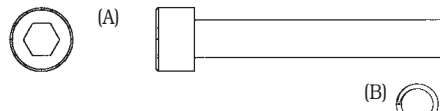
Lamp Assembly

133115-01-000 Lamp Asm.
Fog-Clear, Round



Fog Lamp Bracket

152794-03-02B Bracket-Fog Lamp, RH
152794-04-02B Bracket-Fog Lamp, LH



Fog Lamp Adjustment Accessories

(A) 153679-01-01A Screw/Socket Head Cap 10-32 x 1/25" f/Fog Lamp Adjustment
(B) 153677-01-01A Spring-Compression f/Fog Lamp Adjuster

Fog Lamp Assembly


(Use w/151422-01-000)
151421-01-000 Lamp Asm.
Fog-Clear, Round



Wire Assembly

(Use w/151421-01-000)

151422-01-000 Pigtail f/Fog Light



Fog Lamp

124215-01-000 Lamp Asm.-Fog, Clear Lens, Rectangular

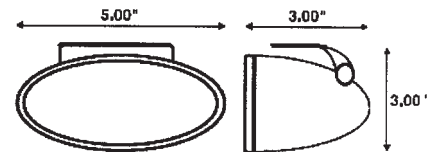

Fog Lamp

146332-01-000 Lamp Asm. Fog, Clear-Oval



Fog Light

130051-01-000 Lamp Asm.-Fog, Clear Round, RH
130051-02-000 Lamp Asm.-Fog, Clear Round, LH



Fog Lamp Asm.

162085-01-000 Lamp/Fog, Blue Oval



Fog Lamp Asm.

153193-01-000 Lamp Asm.-Fog, Clear-Round, RH (Shown)
153193-02-000 Lamp Asm.-Fog, Clear-Round, LH
124187-01-000 Socket/Housing

Fog Lamp Asm.

146087-01-000 Lamp Asm.-Fog, Clear Oval





Fog Lamp

153319-01-000 Lamp-Fog, Clear, Pass. (Shown)
153319-02-000 Lamp-Fog, Clear, Driver

153324-01-000 Wire Asm. Fog Light

Fog Lamp Asm.

117827-01-000 Lamp Asm. Fog, Clear Lens




Fog Lamp

153318-01-000 Lamp-Fog, Clear/Square, Pass. (Shown)
153318-02-000 Lamp-Fog, Clear/Square, Driver
124187-01-000 Socket/Housing



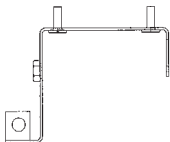
Fog Lamp

138910-01-000 Lamp-Fog, Clear/Round, Hella w/Pwr. & Ground Wire



Fog Lamp

161115-01-000 Lamp/Fog, Clear/Oval




Fog Lamp Bracket

153177-02-02B Bracket-Foglamp, RH
153177-04-02B Bracket-Foglamp, LH



Socket

119158-01-000 Socket-Double Contact
119157-01-000 Socket-Single Contact



Socket Assembly

145787-01-000 Socket Asm. Park/Turn
148657-06-000 Wire f/Socket Lamp



Socket Assembly

154619-01-000 Socket Asm., -3-Wire



Side Marker Socket

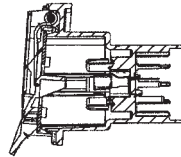
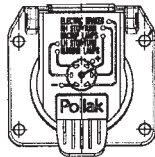
151289-01-000 Socket-Side Marker

Trunk and Trailer Housing Asm.



6 pin trailer connector, pre-wired. Male and female asm.

064399-01-000 Asm. With 60" Wire



Connector

157593-01-000 Connector, Plug-Trailer, 7-Socket

Trailer Connector

146246-01-000 Connector-Plug, Trailer-7-Pin



Trailer Connector

(A) 113589-01-000 Connector, Plug Trailer
(B) 113589-02-000 Connector, Socket Trailer
(C) 113589-03-700 Adapter-7 Round Spade/4 Flat
(D) 113589-01-700 Adapter 4-Way, 6-Way



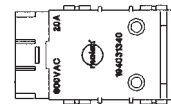
Socket Connector

098261-01-000 Socket-Connector-Weatherpack



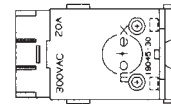
Socket Connector

088476-02-000 Socket-Connector 12-10 Gauge



Wire Connector

144283-01-000 Connector-Wire, 110V, f/use w/SOW Wire, Blue (works with 144283-02-000)



Wire Connector


144283-02-000 Connector-Wire, 110V, f/use w/NM Romex Wire, Clear (works with 144283-01-000)

ELECTRICAL



Connector

(A) 115932-01-000 Connector-Female 30A, 120V
 (B) 115932-02-000 Connector-Female 50A, 240V



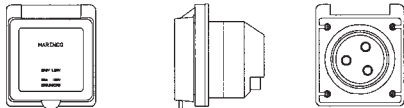
Connector Cover

115931-02-000 Cover, Connector w/LK ring (50 amp)



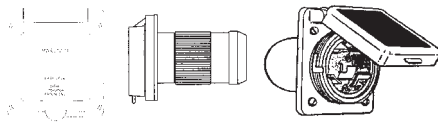
Connector Cover

115931-01-000 Cover, Connector w/LK Ring (30 amp)



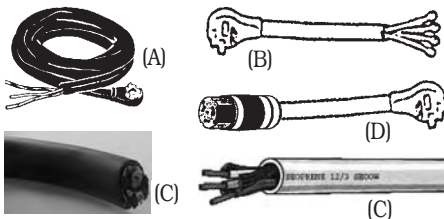
Exterior Inlet

115930-01-000 Inlet/Receptacle w/Cover, 30 Amp/120 Volt, Exterior



Inlet

115930-02-000 Inlet/Receptacle w/Cover, 50 Amp/240 Volt, Exterior



Power Cords

10/3 wire, 30 amp.

(A) 008054-01-000 25' USA
 (B) 108934-02-000 4 Wire/50 Amp, 36'
 (C) 115832-01-000 Cord-Heavy Duty 14-2 w/Ground-Sold by the Foot
 (D) 108934-01-701 50 Amp w/Conn. Cover, 36'
 (E) 008054-01-700 30 Amp w/Conn. & Cover (Unassembled), 25'




Extension Cord

10/3 wire.
 701020-01-000 25' 30 Amp



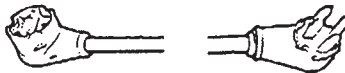
Power Cord Adapter 30 To 15

008058-01-000 Power Cord Adapter 30 to 15



Power Cord Receptacle

024924-02-000 Power Cord Receptacle, 30 Amp



Adapter

008058-01-700 Adapter-Elec., 30 Amp M, 50 Amp F

Bulbs

- A** 008103-01-000 #53
- B** 008213-01-000 #57 Single Post
- C** 036196-01-000 #194
- C** 036196-02-000 #194A (Amber)
- D** 008218-01-000 #1141 Single Post
- D** 037934-01-000 #1156
- E** 037935-01-000 #1157 or #2057 Double Post
- E** 037936-01-000 #1157A Amber
- F** 063914-01-000 #1139 Single Post
- G** 067479-01-000 #1076 Double Post
- H** 086280-01-700 #1414
- I** 103603-01-000 #74 Wedge 0.12A
- J** 112708-01-000 #3157
- K** 112707-01-000 #3156
- L** 108354-01-700 Bulb for Courtesy Light 395-B
- M** 118054-01-000 #9004
- N** 117805-01-000 #921F Frosted
- N** 117805-02-000 #921
- O** 117806-01-000 #912
- P** 124221-01-000 #2825, 5 Watt
- g** 124234-01-000 #7528
- R** 123917-01-000 #71-1383
- S** 123775-01-700 #71-JC10
- T** 112708-02-000 #3157NA, Amber
- U** 146673-01-000 #9040, 3.51 Amp

The drawings of the bulbs are approximate and intended only to illustrate the bulb shape.

Toggle Switches Contoured Rocker




Single pole, single throw, snap-in installation, slip-on terminals. Color- Black Matte.

097372-01-01A On-Off 2 Term.
 097372-03-01A On-Off-On 2 Term

Switches

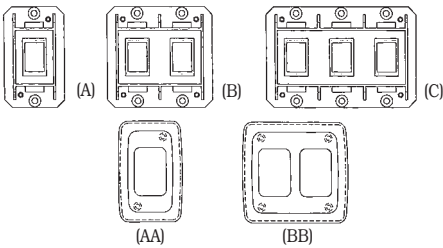

- 079364-02-000 Switch-Black-3 Term. On/Off Rocker
- 079364-03-000 Switch-Brown-3 Term. On/Off Rocker
- 079364-04-000 Switch-Black-2 Term. On/Off Rocker
- 079364-05-000 Switch Off/Mom On Rocker, 2 Term. Black
- 079364-07-000 Switch-Mom/Off/Mom Rocker, Black, 3 Term.
- 079364-08-000 Switch/On/Off Lighted Green-3 Term.



Toggle Switches - Flat Rocker

Single-pole, snap-in installation. Color-gloss black. Slip-on terminals.

- 076759-01-000 On-Off 2 Terminal
- 076759-09-000 On-Off 3 Terminal
- 076759-07-000 Normally Closed Mom. Off 2 Term.
- 090351-01-000 Door Lock Switch 4 Term.

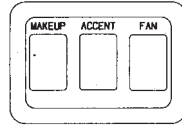


Rocker Switches & Bezels

- (1) 135740-01-01A Switch-Rocker-SPST On/Off, Brown-2 term.
- (2) 135740-01-02A Switch-Rocker-SPST On/Off, White-2 term.
- (1) 135740-02-01A Switch-Rocker-SPDT On/On, Brown-3 term.
- (2) 135740-02-02A Switch-Rocker-SPDT On/On, White-3 term.
- (1) 135740-03-01A Switch-Rocker-DPDT Mom/Off Mom, Brown-6 term.
- (2) 135740-03-02A Switch-Rocker, DPDT, Mom/Off Mom, White-6 term.
- (2) 135740-04-02A Switch-Rocker, SPDT, On/Off/On, White-3 term.
- (1) 135740-05-01A Switch-Rocker-DPDT On/On, Brown-6 term.
- (A) 135741-01-02A Switch-Base, Single, White

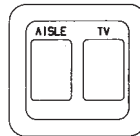
CONTINUED NEXT COLUMN

- (B) 135741-02-01A Switch-Base, Double, Brown
- (C) 135741-03-01A Switch-Base, Triple, Brown
- (AA) 135742-01-01A Switch-Bezel, Single, Brown
- (AA) 135742-01-02A Switch-Bezel, Single, White
- (BB) 135742-02-01A Switch-Bezel, Double, Brown
- (BB) 135742-02-02A Switch-Bezel, Double, White
- (3) 135742-04-01A Switch-Bezel, Step, Brown
- (4) 135742-05-01A Switch-Bezel, Porch/Ceiling
- 135740-06-01A Switch-Rocker On/Off, Lighted Red



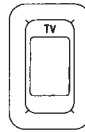
Switch Bezel

135742-42-02A Switch-Bezel, Make-up/Accent/Fan, Brown



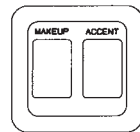
Switch Bezel

135742-44-02A Bezel-Switch, Aisle/TV, Brown



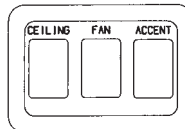
Switch Bezel

135742-45-02A Bezel-Switch, TV, Brown



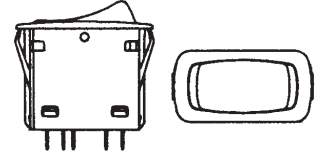
Switch Bezel

135742-46-02A Bezel-Switch, Make-up/Accent, Brown



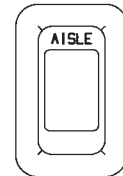
Switch Bezel

135742-48-02A Bezel-Switch, Ceiling/Fan/Accent, Brown



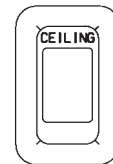
Rocker Switch

- 145638-01-01A Switch/Rocker-Single Pull/Single Throw-Black, On/None/Off
- 145638-02-01A Switch/Rocker-Single Pull/Single Throw-Black, On/None/Off
- 145638-03-01A Switch/Rocker-Single Pull/Double Throw-Black, On/Off/On
- 145638-04-01A Switch/Rocker-Single Pull/Double Throw-Black, On/None/(On)
- 145638-05-01A Switch/Rocker-Single Pull/Double Throw-Black, (On)/Off/(On)
- 145638-06-01A Switch/Rocker-Single Pull/Double Throw-Black, (On)/Off/(On)
- 145638-07-01A Switch/Rocker-Double Pull/Double Throw-Black, On/None/On
- 145638-08-01A Switch/Rocker-Double Pull/Double Throw-Black, On/None/On
- 145638-09-01A Switch/Rocker-Double Pull/Double Throw-Black, (On)/Off/(On)
- 145638-10-01A Switch/Rocker-Single Pull/Double Throw-Black, On/None/On
- 145638-01-02A Switch/Rocker-Single Pull/Single Throw-Red
- 145638-11-01A Switch/Rocker-DPDT, On/Off/On, Lighted, Black
- 145638-12-01A Switch/Rocker-DPDT, On/On/On, Black
- 145638-14-01A Switch/Rocker-DPDT On/Off/On, Black



Aisle Switch Bezel

135742-06-01A Bezel-Switch, Aisle, White
135742-06-02A Bezel-Switch, Aisle, Brown



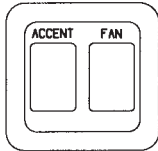
Ceiling Switch Bezel

135742-07-01A Bezel-Switch, Ceiling, White
135742-07-02A Bezel-Switch, Ceiling, Brown



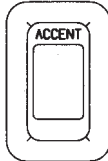
Make-Up Switch Bezel

135742-08-01A Bezel-Switch, Make-Up, White
135742-08-02A Bezel-Switch, Make-Up, Brown



Switch Bezel

135742-49-02A Bezel-Switch, Accent/Fan, Brown




Switch Bezel

135742-50-01A Bezel-Switch, Accent, White
135742-50-02A Bezel-Switch, Accent, Brown



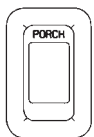
Switch Bezel

135742-51-02A Bezel-Switch, Reading, Brown



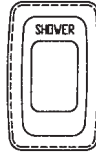
Switch Bezel

135742-52-02A Bezel-Switch, Galley Waste, Brown



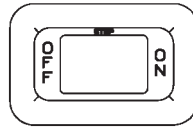
Porch Switch Bezel

135742-09-02A Bezel-Switch, Porch, Brown



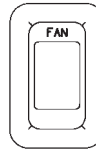
Shower Switch Bezel

135742-10-01A Bezel-Switch, Shower, White
135742-10-02A Bezel-Switch, Shower, Brown



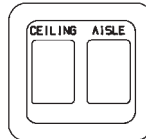
Step Switch Bezel

135742-11-02A Bezel-Switch, Step, Brown



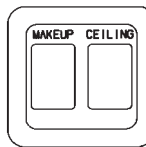
Fan Switch Bezel

135742-12-01A Bezel-Switch, Fan, White



Switch Bezel

135742-13-01A Bezel-Switch, Ceiling/Aisle, White
135742-13-02A Bezel-Switch, Ceiling/Aisle, Brown



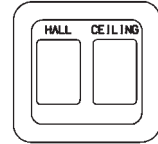
Switch Bezel

135742-14-01A Bezel-Switch, Make-Up/Ceiling, White
135742-14-02A Bezel-Switch, Make-Up/Ceiling, Brown



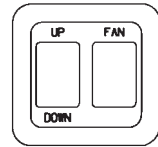
Switch Bezel

135742-15-01A Bezel-Switch, Ceiling/Shower, White



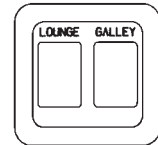
Hall/Ceiling Switch Bezel

135742-16-02A Bezel-Switch, Hall/Ceiling, Brown



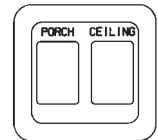
Fan Switch Bezel

135742-17-01A Bezel-Switch, Up/Down Fan, White




Switch Bezel

135742-18-02A Bezel-Switch, Lounge/Galley, Brown



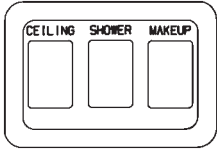
Switch Bezel

135742-19-02A Bezel-Switch, Porch/Ceiling, Brown




Switch Bezel

135742-20-01A Bezel-Switch, Shower/Make-Up, White
135742-20-02A Bezel-Switch, Shower/Make-Up, Brown



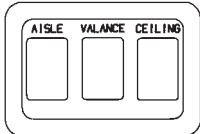
Switch Bezel

135742-28-02A Bezel-Switch, Ceiling/Shower/Make-Up, Brown



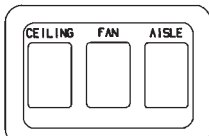
Switch Bezel

135742-21-02A Bezel-Switch, Aisle/Reading, Brown



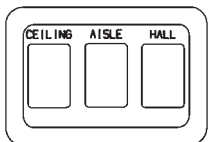
Switch Bezel

135742-22-01A Bezel-Switch, Aisle/Val/Ceiling, White
135742-22-02A Bezel-Switch, Aisle/Val/Ceiling, Brown



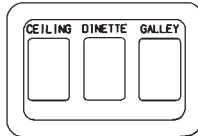
Switch Bezel

135742-23-02A Bezel-Switch, Ceiling/Fan/Aisle, Brown



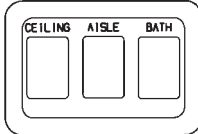
Switch Bezel

135742-25-01A Bezel-Switch, Ceiling/Aisle/Hall, White
135742-25-02A Bezel-Switch, Ceiling/Aisle/Hall, Brown



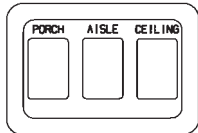
Switch Bezel

135742-27-01A Bezel-Switch, Ceiling/Dinette/Galley, White
135742-27-02A Bezel-Switch, Ceiling/Dinette/Bath, Brown



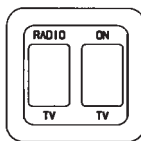
Switch Bezel

135742-24-01A Bezel-Switch, Ceiling/Aisle/Bath, White
135742-24-02A Bezel-Switch, Ceiling/Aisle/Bath, Brown



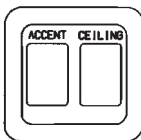
Switch Bezel

135742-26-01A Bezel-Switch, Porch/Aisle, Ceiling, White
135742-26-02A Bezel-Switch, Porch/Aisle, Ceiling, Brown



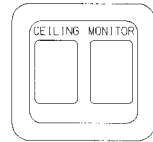
Switch Bezel

135742-55-02A Bezel-Switch-Radio/TV/On-TV, Brown



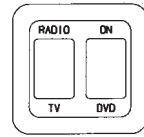
Switch Bezel

135742-56-02A Bezel-Switch-Accent/Ceiling, Brown




Switch Bezel

135742-31-02A Bezel-Switch, Ceiling/Monitor, Brown



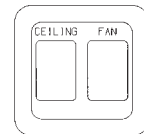
Switch Bezel

135742-53-02A Bezel-Switch, Radio/TV/DVD, Brown



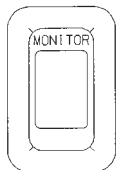
Switch Bezel

135742-54-02A Bezel-Switch, Bedroom/Galley, Brown



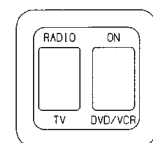
Switch Bezel

135742-33-02A Bezel-Switch, Ceiling/Fan, Brown



Switch Bezel

135742-30-02A Bezel-Switch, Monitor, Brown

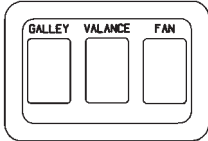
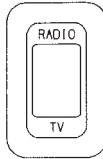


Switch Bezel

135742-39-01A Bezel-Switch, Radio/TV/DVD, Brown

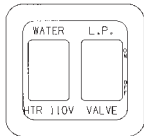
Switch Bezel

135742-40-02A Bezel-Switch, Radio/TV, Brown



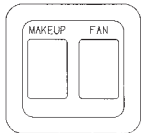
Switch Bezel

135742-41-02A Bezel-Switch, Galley/Valance/Fan, Brown



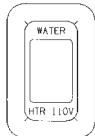
Switch Bezel

135742-34-02A Bezel-Switch, Water/Heater/LP, Brown



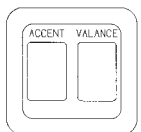
Switch Bezel

135742-38-02A Bezel-Switch, Make-Up/Fan, Brown



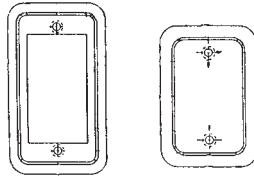
Switch Bezel

135742-35-02A Bezel-Switch, Water Heater/110 Volt, Brown



Switch Bezel

135742-36-01A Bezel-Switch, Accent/Valance, White
135742-36-02A Bezel-Switch, Accent/Valance, Brown

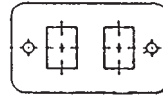


Switch Spacer

095188-01-01A - Switch Spacer - Dark Brown 2.3" x 3.4"
095188-02-01A - Switch Spacer - Dark Brown 2-3/8" x 4-1/8" (Not Shown)
095188-03-01A Switch-Spacer 3.3" x 4.6"

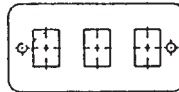
Switch Plate 2 Hole

098351-02-01A 2 Hole Brass



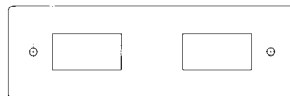
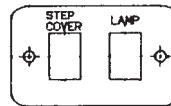
Switch Plate 3 Hole

098351-03-01A 3 Hole Brass



Switch Plate

098351-12-01A Plate, Switch, 2 Gang w/Label, Brass

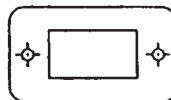


Switch Plate

144363-13-04B Plate-Switch, Black

Switch Plate

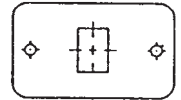
098351-07-01A Plate/Switch, 1 Gang, Pol. Brass, Generator
098351-07-02A Plate/Switch, 1 Gang, Chrome, Generator



Switch Plate 1 Hole

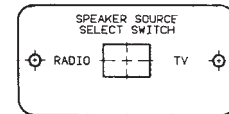
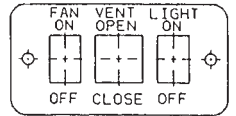
Without label.

098351-01-01A Plate/Switch, 1 Gang, Pol. Brass w/o Label



Vent-Fan Switch Panel

109294-01-01A Switch Panel w/Switches-Vent Fan

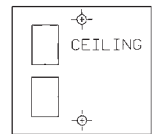


Switch Plate

098351-09-01A Plate, Switch, Speaker Select/TV, Brass, 1 Gang
098351-09-02A Plate/ Switch, Speaker Select/TV, Chrome, 1 Gang

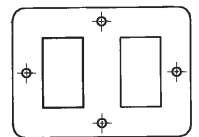
Switch Plate

098351-20-01A Plate/Switch, Ceiling, 2 Gang, Brass



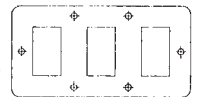
Switch Plate

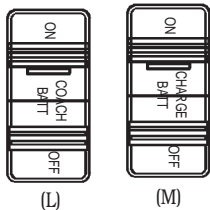
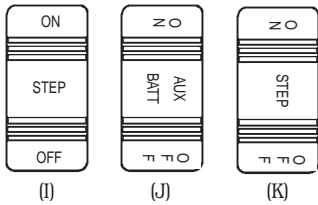
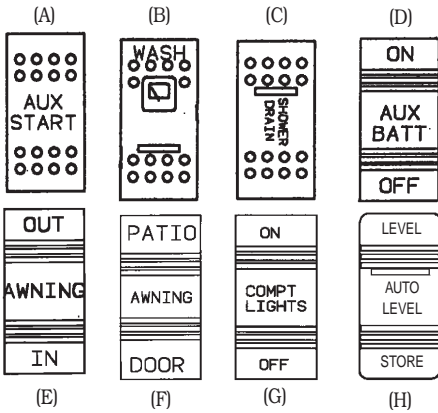
098351-22-01A Plate/Switch, 2 Gang, Polished Brass
098351-22-02A Plate/Switch, 2 Gang, Chrome



Switch Plate

098351-23-02A Plate/Switch, 3 Gang, Chrome





Actuator Switch

- (A) 108356-07-01A Actuator-Switch Dimple II, Black
- (B) 108356-09-01A Actuator-Switch Dimple Lens, Black
- (C) 108356-10-01A Actuator-Switch Dimple Lens, Black
- (D) 108356-11-01A Actuator-Switch Grooves III, Black
- (E) 108356-12-01A Actuator-Switch Grooves III
- (F) 108356-13-01A Actuator-Switch Grooves III
- (G) 108356-14-01A Actuator-Switch Grooves III
- (H) 108356-15-01A Cover/Actuator-Switch-3 Grooves-Leveling Jack/Remote
- (I) 108356-16-01A Cover/Actuator Switch-3 Grooves-Step, Black
- (J) 108356-17-01A Cover/Actuator Switch-3 Grooves-Aux. Battery, Black
- (K) 108356-18-01A Cover/Actuator Switch-3 Grooves-Step, Black
- (L) 108356-19-01A Cover/Actuator Switch-3 Grooves-Blk.
- (M) 108356-20-01A Cover/Actuator Switch-3 Grooves-Blk.

Blank Switch

138253-01-01A Switch-Blank, White (Shown)



Blank Switch

145754-01-01A Switch-Blank, Black

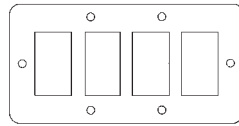
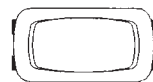



Plate-Switch

158431-01-04B Plate-Switch, Black

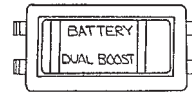
Battery Switch

024461-01-000 Battery Switch Batt/Dual/Mom 3 Term.




Battery Switch Dual Boost

024464-02-000 Battery Switch Dual/Boost 2 Term.




Fuel Changeover Switch

065963-02-000 Fuel Changeover 5 Term.
065963-03-000 Fuel Changeover 6 Term.



Fuel Changeover Switch

024465-01-000 Fuel Changeover 2 Term.



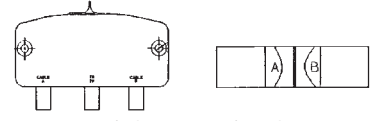
Switch Actuator - Grooves

108356-01-01A Actuator-Switch Grooves, Black
108356-01-02A Actuator-Switch Grooves, Tan
108356-03-01A Actuator-Switch Grooves Lens, Black
108356-05-01A Actuator-Switch Grooves Lens, Black



Switch Actuator-Dimple

108356-02-01A Actuator-Switch-Dimple, Black
108356-04-01A Actuator-Switch-Dimple Lens, Black

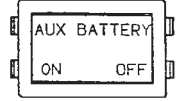


Video Switch

120663-01-000 Switch-Video A/B

Battery Disconnect Switch

065963-04-000 Battery Disconnect Aux-Batt On/Off, 6 Term.



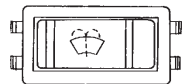
Battery Switch

024462-01-000 Batt. Cond. Main/Aux - Mom/Mom 3 Term.



Windshield Washer Switch

024464-01-000 Windshield Washer 2 Term.



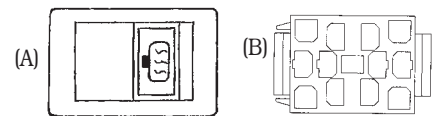
Radio Switch

093381-01-000 Radio - Main to Auxiliary



Windshield Wiper Switch

024467-01-000 Windshield Wiper Lo/Off/Hi 3 Term.




Heated Mirror Switch

(A) 087695-02-000 Switch-Mirror, Heated
(B) 087695-03-000 Connector Assembly

Power Window Switch

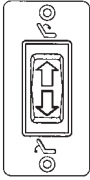
093132-01-000 Power Window 5 Term.



Power Door Lock Switch



093132-02-000 Switch, Power Door Locks



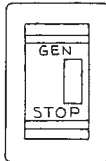
Sofa Switch

136118-01-000 Switch, Sofa-Recliner

Generator Switch

024976-01-000 Generator Switch 5 Term.

* Cannot be used for the 5000 CCK Onan generator



Remote Mirror Switch

088246-01-000 Switch Asm. Mirror, Remote

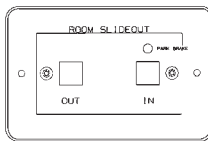


Power Door Lock Switch

090351-01-000 Power Door Lock 4 Term.

Control Panel Slideout

140464-02-700 Control Panel-Slideout w/Pigtail

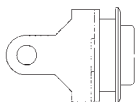


Actuator

138898-01-000 Actuator/Lock, Electric

Actuator

152535-01-01A Actuator/Push Button, Clear, Anodized

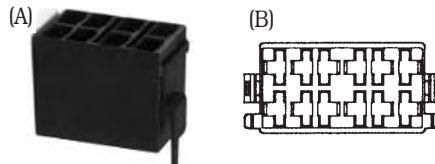


Connector

113638-02-000 Connector, Electric-Actuator

Rocker Switches

096241-01-000 On-Off 2 Terminal Black 1.7"L x .94"W 2 Term.
096241-03-000 Blank 1.7"L x .94" W
086272-02-000 DPDT 3 Pos. 6 Term.

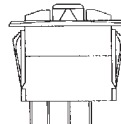


Switch Housing

(A) 108355-01-000 Housing Switch-8 Pos.
(B) 108355-02-000 Housing Switch-12 Pos.

Rocker Switch

108357-01-000 Switch-Rocker, SPST On/Off 2 Term.
108357-03-000 Switch-Rocker, SPST On/Off/On 3 Term.
108357-05-000 Switch-Rocker, SPST On/None/On 3 Term.
108357-06-000 Switch-Rocker, DPDT Mom/Off/Mom 6 Term.
108357-07-000 Switch-Rocker, SPDT Mom/Off/Mom 3 Term.
108357-08-000 Switch-Rocker, DPDT On/None/On 6 Term.
108357-09-000 Switch-Rocker, SPDT On/None/Mom 3 Term.
108357-10-000 Switch-Rocker, SPDT Mom/Off/Mom, Lighted 5 Term.
108357-13-000 Switch-Rocker, DPDT Mom/On/Off, Lighted 6 Term.
108357-14-000 Switch-Rocker, SPST On/Off 4 Term.
108357-15-000 Switch-Rocker, DPDT On/None/On 8 Term-Lighted.
108357-16-000 Switch-Rocker, DPDT Mom/On/Mom, w/o Cover
108357-18-000 Switch-Rocker, SPDT/Mom/Off/Mom, Auto Leveling System



Fuses



062901-02-000 5 Amp
062901-04-000 10 Amp
062901-05-000 15 Amp
062901-06-000 20 Amp
062901-07-000 25 Amp
062901-08-000 30 Amp

Fuses

125986-02-000 Fuse, 5 Amp, Mini-Blade, Brown
125986-06-000 Fuse, 20 Amp, Mini-Blade, Yellow
125986-07-000 Fuse, 25 Amp, Mini-Blade, Clear
125986-08-000 Fuse, 30 Amp, Mini-Blade, Green
125986-05-000 Fuse, 15 Amp, Auto Mini Blade



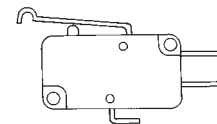
Fuse Block

106656-01-000 Fuse Block-4 Cavity




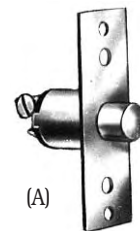
Fuse

115187-01-000 Fuse 300 Amp Non-Delay (Shown)
115187-02-000 Fuse Holder
115187-03-000 Fuse-60 Amp Non-Delay



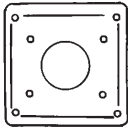
Leaf Actuator Switch

056264-01-000 Leaf Actuator Switch



Step Switch Asm.

(A) P01713-01-000 Switch Asm.-Electric Step w/Seal
(B) 116995-01-000 Switch/Magnet-Electric Step, White/White, Normally Closed
(B) 116995-02-000 Switch/Magnet-Electric Step, Black/White, Normally Closed
041250-01-000 Switch-Push Button-Door Jamb-Metal/Chrome (Non Sealed)-Not Shown



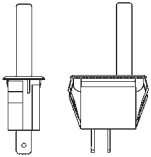
4" Square Electrical Box Cover

For one 30 or 50 amp range receptacle.
069238-01-000 Electrical Box Cover



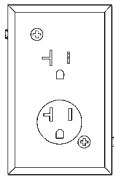
Switch

084420-01-000 Switch-Toggle 15A, 120V, Brown
084420-04-000 Switch-Toggle, 15A, 120V, Ivory



Switch Plunger

159814-01-000 Switch-Plunger-SPST, Off/On



Receptacle

160984-01-01A Receptacle-Electrical, Single/Flush-20 Amp, Brown

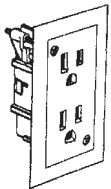
Paddle Switch

132180-01-01A Switch-Paddle, SPST On/Off, Black, 2 Term.
132180-02-01A Switch-Paddle, SPDT On/On, Black, 3 Term. (Shown)




Cover

084077-03-000 Blank Cover Only, 5.2" x 3.5", Ivory



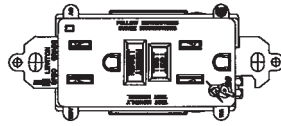
(A)



(B)

Flush Mount Receptacle

058707-01-000 Brown Single
(A) 058708-01-000 Double Brown
058708-02-000 Double Ivory
(B) 058707-02-000 Receptacle-Blank, Junction
(A) 058708-07-000 Single, White




Receptacle

163319-01-02A Receptacle-GPCI-15A, 125V, Brown

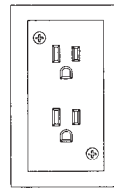
Single Receptacle

058708-05-000 Receptacle, Single-Brown



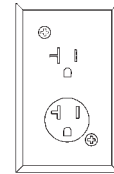
Receptacle

058708-06-000 Receptacle-Duplex, White



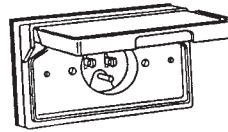
Receptacle

157360-01-000 Receptacle-Single, 20 Amp, Ivory



Inlet Receptacle


15 amp, 125 volt. 2 pole, 3-wire grounding



087661-01-000 Inlet/Receptacle w/Cover-15 Amp/120V, Ext.

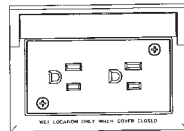
Receptacle Cover

112824-01-03A Cover-Receptacle, Ext. Duplex, White



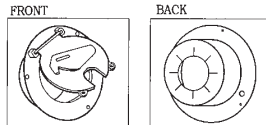
Exterior Receptacle

White.
131826-01-01A Receptacle, Exterior w/Cover/Gasket, White



Power Cord Hatch

009426-01-000 Hatch, Power Cord, White



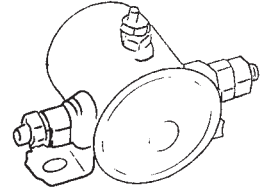
Air Gauge

142609-01-000 Gauge-Air, 2.5" Mounting Flange, 1/4" MPT



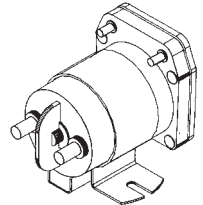
3-Post Solenoid Battery Change Over

008188-01-000 Solenoid 3-Post Battery Change Over



Heavy Duty Solenoid

008188-02-000 Solenoid, Sealed, Heavy Duty



Valve Fuel Change Selector

085743-01-000 Valve-Fuel Change Selector, 6 Pin, 5 Term./6 Port.




Valve-Fuel Change Selector

046775-01-000 Valve-Fuel Change Selector, 1 Term./3 Port.

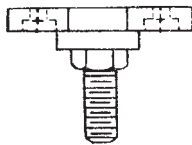
Battery Disconnect Relay

086273-01-000 Relay (Shown)
081087-01-000 Indicator Light
086272-02-000 Switch - Rocker 3 Pos. (Shown)



Isolated Stud


3/8" - 16 UNC thread.
086233-01-000 Isolated Stud



MagneTek Converter

MagneTek's 7400 Series of solid state converters provides ultra-clean DC power, enabling electrical systems to meet the sophisticated requirements of today. The well-filtered power is free from "spikes" or "surges" which can hinder electrical systems and accessories. The whisper quiet operation is a vast improvement in comparison to the humming noise traditionally associated with converters. MagneTek solid state converters also serve as fully regulated two-step battery chargers. The 7400 Series provides all of this while weighing just 7.5 pounds! 4-1/8"H x 7"W x 12-3/8"L.

123058-01-000 Converter-55 AMP, Electronic 7455BT
123058-02-000 Converter-45 AMP, Electronic 7445



Dimensions 130 Watt Inverter

The Dimensions Inverter converts 12 volt DC current from the vehicles electrical system to 117-volt, 60 HZ power. The inverter has voltage and frequency regulation, together with a controlled quasi-sine wave-form, to allow operation of all equipment within the inverters' power rating. High technology control protection assures long life and no user headaches such as blown fuses or failed transistors. U.L. Listed. Size: 10" x 5.2" x 3". Weight: 5.2 lbs.

099048-03-000 Inverter 130 Watt, DUI-12/130TL



ATS 301

ATS™ 301 line generator switch makes power transfer more convenient and reliable than ever. ATS 301 can be mounted anywhere and hook-up is simple through the use of terminals rather than wire nuts. The compact size of 6" x 4-1/8" x 4-7/16" fits in with any floor plan or cut-out area. Weighs only 3.5 pounds.

165598-01-000 Switch Automatic Transfer, ATS 301



Dimensions 600 Watt Inverter

This inverter converts 12 VDC from batteries to usable 120 VAC, 60 HZ power. The inverter was built using filter capacitors, a transformer and metal oxide silicon field effect transistors (MOSFET) in addition the inverter has a digital system processor (DSP) to control the output voltage and frequency as the DC input voltage and/or output load varies. The signal output waveform shape of this inverter is not sinusoidal; it has a total harmonic distortion of 31% and a maximum single harmonic distortion of 25%. 14-1/2"L x 7"W x 4-1/2"H. 13 lbs.

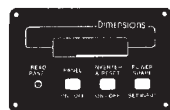
154511-01-000 Inverter-600 Watt w/o Remote Panel
154511-02-000 Remote/Panel, Inverter/600 Watt



Inverter/Charger

The Dimensions standby power system incorporates a patented construction method ensuring that you are buying the most durable inverter on the market. The patented cooling will provide years of trouble free use in even the harshest environment. The built in battery charger utilizes back-to-back SCR's (silicon controlled rectifiers) for reliability and less noise interference. The charger performs battery conditioning completely automatically. Our fail-safe shore power transfer relay design allows shore power to pass through the relay to the external outlets if the inverter should ever fail.

148254-01-000 Inverter/Charger, 2000W
148254-03-000 Cable Asm.-Inverter-w/8 Pin Modular Phone Jack-50'
148254-04-000 Cable Asm.-Temperature, Battery
148254-01-700 Remote Panel-Inverter/Charge



Inverter/Charger

148254-05-000 Remote/Panel, Inverter/Charger



Intellitec's Energy Management System

127002-10-000 Panel-Monitor, Energy Management Systems Control w/3 Plug
127002-11-000 Module-EMS Center w/Remote Sensor
127002-10-700 Wire Asm./Monitor Adapter-4 Pin Mini to 3 Pin Monitor
127002-11-700 Wire Asm./Module Adapter-4 Pin Mini to 3 Pin Module
127002-11-701 3-Pin Plug
127002-11-702 4-Pin Plug



Dimensions 300 Watt Inverter

The Dimensions 300 Watt Inverter features automatic electronic short circuit/overload protection, automatic over temperature shutdown and output circuit breaker. Automatic 10W battery shutdown, quasi-sine wave form, 60HZ power. 13" x 6.25" x 3.25".

099048-04-000 Inverter-300 Watt DUI/300T



Automatic Transfer Switch

The Parallax Model ATS 5070 provides automatic switching of power from shoreline to generator, simply by starting the generator. ATS 5070 also features many new innovations, including components designed for simple field service. UL listed Quality components ensure safe, smooth power transfer performance.

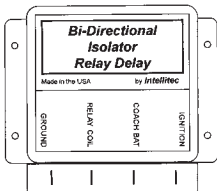
106071-06-000 Switch-Automatic Transfer



ATS 501BP

The ATS 501 is designed to automatically switch the on board 120 or 240 volt appliances to generator power when the generator is activated. 3.75" H x 8.7" W x 11.05" D, 6 lbs.

167050-01-000 Switch-Automatic Transfer, Parallax ATS 501BP



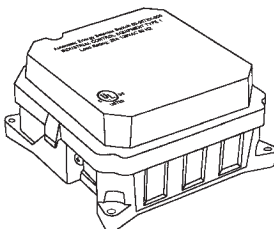
Module Charge Control

(Bird Relay)

Module charge control charges both batteries when either one is being charged. When the coach is being driven, both batteries will be charged from the engines alternator. When the coach is plugged into shore power, both batteries will be charged, the batteries are fully isolated. The controller also senses heavy loads on either battery to prevent the wrong battery from being inadvertently discharged.

130366-01-000 Module Charge Control (Bird Relay)

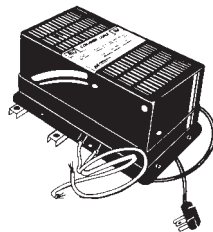
Automatic Energy Select Switch



Intellitec's Automatic Energy Select Switch (AESS) is designed

to be used in RVs to share the power available from a single circuit breaker between two large loads. The AESS applies power to both appliances until the primary load is turned on. It then removes power from the secondary load to prevent the circuit breaker from being overloaded. This function is particularly useful for sharing power between the microwave oven and another "sheddable" or postpone-able appliance, such as the washer/dryer, or water heater. Typically, this function has performed with selector switches, forcing the owner to manually switch between the two appliances.

136481-01-000 Automatic Energy Select Switch



MagneTek 940-E

MagneTek's ferroresonant deck-mount converter/charger was designed specifically for quicker RV battery charging. The 900 series units feature a high-impact plastic hood; quieter, more reliable operation; and lower converter temperatures. 40 amps. 9-3/4"W x 7"H x 13-3/4"D. 21 lbs.

114511-01-000 Converter, 40 Amp w/Charger



MagneTek Control Center

The Parallax power center concept - combining power conversion, battery charging, and AC/DC distribution. The clean DC output is ideal for powering today's electronically controlled appliances and accessories. 7300 series power is free from "spikes" and "surges," regardless of AC power source stability. Smooth appliance operation and bright flicker-free lighting are benefits end users appreciate. 45 amps, 120 volts. 11-3/4"H x 14"W x 7"D. 20 lbs.

083208-07-000 Control Center, 45 Amp-120V/12V w/o Breakers

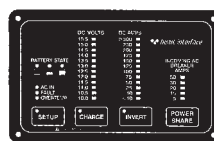
083208-06-701 Converter Only (Lower Unit)



Module

158425-01-000 Module-Auto Generator Start

Remote Panel



113685-05-000 Remote Panel-Inverter/Charger #84-2056-03

113685-06-000 Cable/Heat Inverter w/Modular Connectors-50'



Mini Circuit Breaker

134127-01-000 Circuit Breaker, 10 Amp, Mini



Circuit Breaker

122811-01-000 Circuit Breaker-20, 50, 50, 20

Circuit Breaker Single Pole



083209-01-000 15 Amp

083209-05-000 20 Amp

083209-04-000 30 Amp



Circuit Breaker Dual Pole

083209-02-000 15/15 Amp

083209-03-000 15/20 Amp

083209-07-000 20/20 Amp

083209-06-000 30/15 Amp

083209-10-000 20/30 Amp

083209-11-000 20/15 Amp

Circuit Breaker

113482-01-000 Circuit Breaker-55 A



Circuit Breakers

Push to reset. Name plate not included. 12 Volt


- 093654-01-000 6 Amp, White
- 093654-02-000 15 Amp, White
- 093654-03-000 20 Amp, White
- 093655-01-000 25 Amp, White
- 093655-02-000 30 Amp, White
- 093655-03-000 40 Amp, White
- 093654-05-000 10 Amp, White

**If replacing a gray breaker, all of the breakers must be replaced with the newer white breakers.*




Circuit Breaker

- 097611-01-000 Circuit Breaker 10 Amp
- 097611-02-000 Circuit Breaker 30 Amp
- 097611-03-000 Circuit Breaker 20 Amp
- 097611-04-000 Circuit Breaker 25 Amp

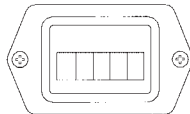


Receptacle

- 111414-01-000 Receptacle-12 Volt w/o Bimetal
- 113566-03-704 Cap-Rubber with 12V Receptacle



(A)



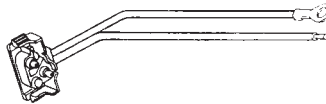
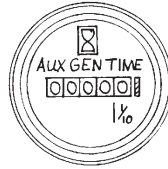
(B)

Hourmeter Gauge

- (A) 100258-10-701 Gauge-Hourmeter LCD Readout-Clip-On Style
- (B) 100258-10-01A Gauge-Hourmeter with Switch LCD-Screw-On Style

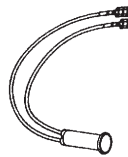
Generator Hourmeter

031035-01-000 w/Round Bracket



Connector Assembly

- 126403-01-000 Connector Asm., 2 Circuit (Shown)
- 126403-02-000 Connector Asm., 4 Circuit




Light Asm. - Indicator

081087-01-000 Green Light Asm. Indicator

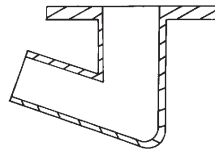
Indicator Light

- 133534-01-000 Light, Red Indicator w/1/4" Terminals
- 133534-02-000 Light, Amber Indicator w/1/4" Terminals



Generator Muffler

082272-01-000 Muffler

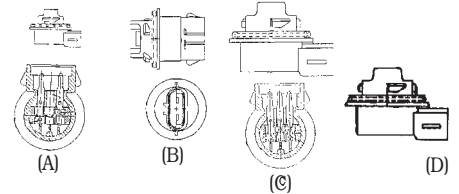
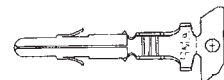


Downpipe

079654-05-000 Tube-Exhaust, Down

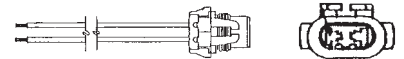
Pin Connector

- 088475-01-000 Pin Connector, 14 to 20 AWG
- 088475-02-000 Pin Connector, 10 to 12 AWG



Socket

- (A) 112709-01-000 Socket Lamp, Single F
- (B) 112709-02-000 Socket Lamp, Wedge SF
- (C) 112709-03-000 Socket Lamp, Wedge DG
- (D) 112709-04-000 Socket Lamp, S8 Wedge DF

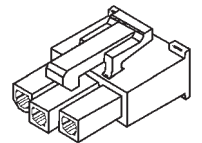


Housing Assembly

- 124187-01-000 Housing Asm. Headlamp, Low (Shown)
- 124187-02-000 Housing Asm. Headlamp, High

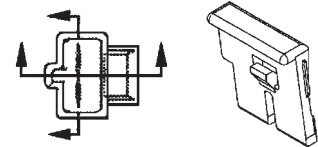
Housing

- 158357-01-000 Housing-3 Pin/Male, Mini Fit



Terminal

- 118599-02-000 Terminal, Male M/P 28, 14-12

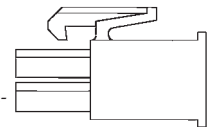


Housing

- 156043-01-000 Housing-2 Position/Female
- 156043-02-000 Lock f/2 Position

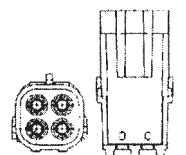
Housing

- 158373-01-000 Housing-Socket 16 Cavity, Mini-Mate-N-Lock



Housing

- 142524-02-000 Housing 4-Pin, Weather Pack



Housing

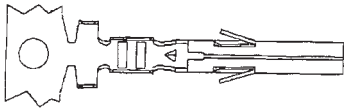
(8 Position Shown)

156035-01-000 Housing-12 Position, Female



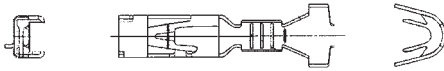
Housing

156041-01-000 Terminal-Female 16-12



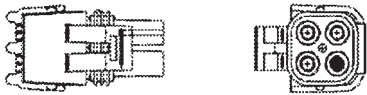
Terminal

142520-01-000 Terminal-Female, Mini Fit 16



Terminal

156044-01-000 Terminal-Female, 16-12, f/Sealed Housing



Housing

142524-01-000 Housing, 4-Pin Weatherpack

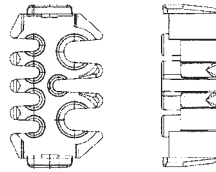
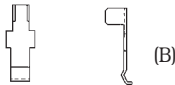
Housing

148335-01-000 Housing-8 Position, Male
 148335-02-000 Housing-4 Position, Male
 148335-03-000 Housing-6 Position, Male




Housing

(A) 104100-01-000 Housing, 75 Amp
 (B) 104100-03-000 Terminal, 75 Amp



Housing

119248-03-000 Lock f/7 Position Housing



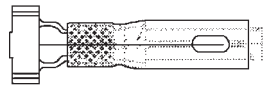
Housing

(A) 149687-01-000 Housing, 2 Position/Male
 (B) 149687-02-000 Lock Secondary, 2 Position



Housing

156045-01-000 Housing-10 Position/Female
 156045-02-000 Housing-4 Position/Female
 156045-03-000 Housing-8 Position/Female
 156045-04-000 Housing-6 Position/Female

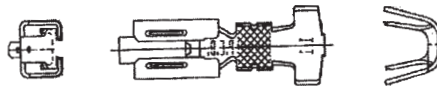
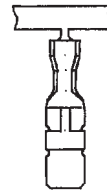


Terminal

113308-01-000 Terminal-Female, M/P 12-14
 113308-02-000 Terminal-Female, M/P 16-18

Terminal

062036-01-000 Term. Pack 12/10 AWG



Terminal

106007-02-000 Terminal-Female, 10-12 AWG

Housing

113468-01-000 Housing 2 Pos. Female (Shown)
 113468-02-000 Housing, 2 Pos. Female



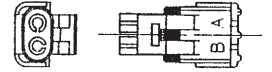
Housing

098265-02-000 Pin-Connector
 098262-01-000 Seal (Not Shown)



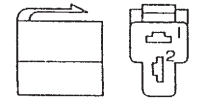
Housing

098264-01-000 Housing (Shown)
 098261-02-000 Socket-Connector
 098262-01-000 Seal



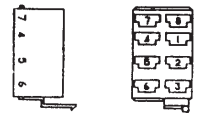
Connector

082741-01-000 Connector



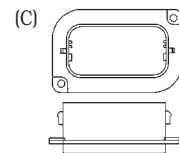
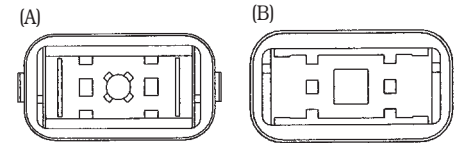
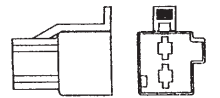
Housing

108355-01-000 Housing, Switch



Housing

082109-01-000 Housing Connector

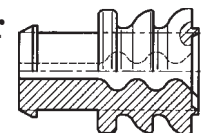


Connector

(A) 118571-01-000 Connector-3-Way, Male/Sealed
 (B) 118571-02-000 Connector-3-Way, Female/Sealed
 (C) 118571-03-000 Bracket-Mounting

Seal Connector & Cavity

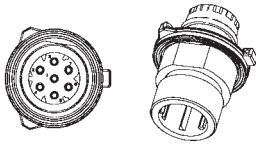
164689-01-000 Seal-Connector
 164689-02-000 Seal-Cavity



ELECTRICAL

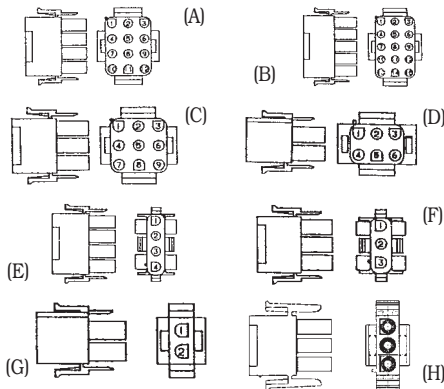
Housing

164685-01-000
Housing-Pin, 7
Position



Contact Pin

138897-01-000 Contact Pin, 2 Position (Shown)
138897-02-000 Contact Pin, 3 Position

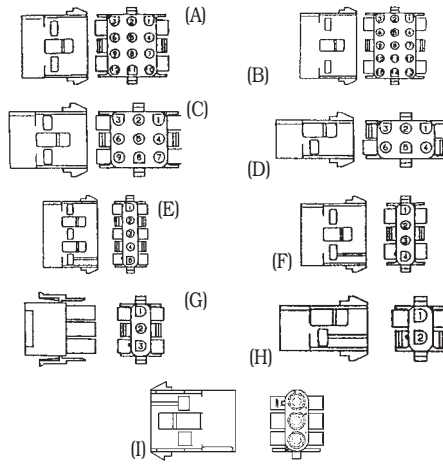
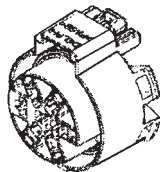


Housing

(A) 088473-01-000 12-Pin Housing
(B) 088473-02-000 15-Pin Housing
(C) 088473-03-000 9-Pin Housing
(D) 088473-06-000 6-Pin Housing
(E) 088473-08-000 4-Pin Housing
(F) 088473-09-000 3-Pin Housing
(G) 088473-10-000 2-Pin Housing
(H) 088473-12-000 3-Pin Housing, Blue
(H) 088473-13-000 3-Pin Housing, Green
(H) 088473-14-000 3-Pin Housing, Red
The above housings all use PIN: 088475-01-000

Housing

157592-01-000 Housing,
7-Position, Female



Housing

(A) 088474-01-000 Housing Socket, 12 Cavity
(B) 088474-02-000 Housing Socket, 15 Cavity
(C) 088474-03-000 Housing Socket, 9 Cavity
(D) 088474-06-000 Housing Socket, 6 Cavity
(E) 088474-07-000 Housing Socket, 5 Cavity
(F) 088474-08-000 Housing Socket, 4 Cavity
(G) 088474-09-000 Housing Socket, 3 Cavity
(H) 088474-10-000 Housing Socket, 2 Cavity
(I) 088474-12-000 Housing Socket, 2 Cavity, Red
The above all use socket 088476-01-000.



RLC Cablemaster

The RLC Cablemaster will dependably extend and retract your RV power cable and store it in one simple operation. The RLC Cablemaster can handle as much cable as your storage area has space for. Don't limit yourself-relax...We'll unwind!
23" H x 16" W

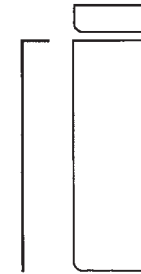
144858-02-000 Reel-Power Cord w/36', 50 Amp w/Mounted Switch
144858-01-700 Power Head
144858-01-701 Cord/Power-36'
144858-01-703 Motor w/Drive Gear
144858-01-705 Cage/Reel

Power Cord

23" H x 16" W

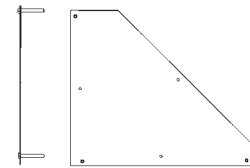


144858-03-000 Reel-Powered, w/40', 50 Amp Power Cord w/Mounted Switch
144858-01-700 Power Head
144858-01-703 Motor w/Drive Gear
144858-01-705 Cage/Reel



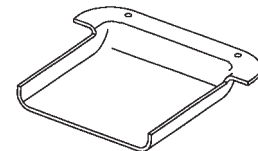
Bracket-Hose Reel

145758-02-02B Bracket-Hose Reel, Water



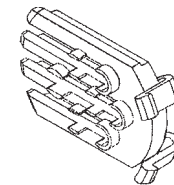
Power Cord Plate

159078-02-02B Plate-Reel/Power Cord



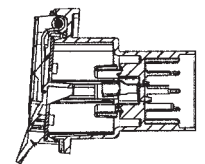
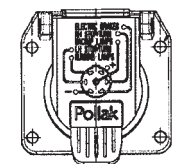
Wire Cover

155469-01-01A Cover-Wire, s/o Floor, Black .9" x 6.3" x 5.6"



Lock

157592-02-000 Lock-Secondary, 7-Position




Connector

157593-01-000 Connector, Plug-Trailer, 7-Socket

Holding Tank Wire Asm.

- 096451-06-000 Wire Asm. f/Sensors-Gray Water-23.6"
- 096451-07-000 Wire Asm. f/Sensors-Gray Water-3.9"
- 096450-01-000 Wire Asm. f/Sensors-Black Water-39.3"
- 096450-02-000 Wire Asm. f/Sensors-Black Water-59"
- 096450-05-000 Wire Asm. f/Sensors-Black Water-23.6"



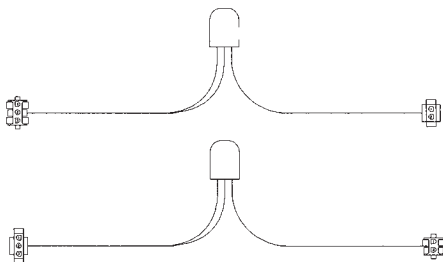
Solar Panel Pce. Parts

- 115505-01-000 Light-Monitor/Solar Panel, Red Indicator
- 115504-01-700 Plug & Cable 10 Watt Panel



Solar Panel

- 151647-01-000 Panel-Solar, 10 Watt



Wire Adapter w/Diode Pack

(Used with no contact sensor system w/2 monitor panels)

- 151808-01-000 Wire Adapter w/Diode Pack-2 Male & 3 Female Socket, Gray Tank
- 151808-02-000 Wire Adapter w/Diode Pack-2 Female & 3 Male Socket, Black Tank



Wire Assembly

- 151316-01-000 Wire Asm. w/Non-Contact Sensors, Gray Water, 3.9"
- 151316-02-000 Wire Asm. w/Non-Contact Sensors, Gray Water, 23.6"
- 151316-03-000 Wire Asm. w/Non-Contact Sensors, Gray Water, 43.2"
- 151316-04-000 Wire Asm. w/Non-Contact Sensors, Gray Water, 62.9"
- 151316-05-000 Wire Asm. w/Non-Contact Sensors, Gray Water, 70.8"
- 151316-06-000 Wire Asm. w/Non-Contact Sensors, Gray Water, 78.6"
- 151316-01-700 Patch/Adhesive f/Sensors

Monitor Panel Wire Asm.


Three probe sending unit with resistor. (3 wires with orange cap). (Yellow, Green, Blue)

- 097618-01-000 Monitor Panel Wire Asm. (shown), 15.7"
- 097618-02-000 Wire Asm.- Monitor Panel, 102.4"



Wire Assembly

- 151317-01-000 Wire Asm. w/Non-Contact Sensors, Fresh Water, Blk. Tank, 3.9"
- 151317-02-000 Wire Asm. w/Non-Contact Sensors, Fresh Water, Blk. Tank, 23.6"
- 151317-03-000 Wire Asm. w/Non-Contact Sensors, Fresh Water, Blk. Tank, 43.2"
- 151317-04-000 Wire Asm. w/Non-Contact Sensors, Fresh Water, Blk. Tank, 62.9"
- 151317-05-000 Wire Asm. w/Non-Contact Sensors, Fresh Water, Blk. Tank, 70.8"
- 151317-06-000 Wire Asm. w/Non-Contact Sensors, Fresh Water, Blk. Tank, 78.6"
- 151316-01-700 Patch/Adhesive f/Sensors



Monitor Panel Wire Asm.

- 129560-01-000 Wire Asm./Monitor Panel-3 Wires (2 Wht./Brown & Solid Brown)

Wire Assembly Heater/Tanks

(Not Shown)

- 134551-03-000 Wire Asm./Heater/Tanks-3 Pad, 112" (Longest Wire)
- 134551-06-000 Wire Asm./Heater/Tanks-3 Pad, 196.5" (Longest Wire)
- 134551-08-000 Wire Asm./Heater/Tanks-2 Pad, 216.2" (Longest Wire)
- 134551-09-000 Wire Asm./Heater/Tanks, 2-Pad, 114" (Longest Wire)
- 134551-10-000 Wire Asm./Heater/Tanks, 2-Pad 167.1" (Longest Wire)
- 134551-11-000 Wire Asm./Heater/Tanks, 2-Pad, 133.7" (Longest Wire)
- 134551-12-000 Wire Asm./Heater/Tanks, 2-Pad, 78.6" (Longest Wire)
- 134551-13-000 Wire Asm./Heater/Tanks, 2-Pad, 86.5" (Longest Wire)
- 134551-14-000 Wire Asm./Heater/Tanks, 4-Pad, 155.3" (Longest Wire)

True Level Non-Contact Sensor Change Out - Quick Reference

C-Body - 2001 thru 2005 (up to 5/04)

134940-06-700 PC Circuit Board (Red)
 151316-06-000 Sensor for Gray Water Tank - 78.6"
 Lead
 151317-05-000 Sensor f/Blk Water/Fresh Water
 Tank - 70.8" Lead

D-Series - 2001 thru 2005 (up to 5/04)

134940-06-700 PC Circuit Board (Red)
 151316-06-000 Sensor for Gray Water Tank - 78.6"
 Lead
 151317-05-000 Sensor f/Blk Water/Fresh Water
 Tank - 70.8" Lead

F-Series - 2001 thru 2005 (up to 5/04)

134940-06-700 PC Circuit Board (Red)
 151316-06-000 Sensor for Gray Water Tank - 78.6"
 Lead
 151317-05-000 Sensor f/Blk Water/Fresh Water
 Tank - 70.8" Lead

G-Series - 2000 thru 2005 (up to 5/04)

133004-05-701 PC Circuit Board (Red)
 151316-06-000 Sensor for Gray Water Tank - 78.6"
 Lead
 151317-05-000 Sensor f/Blk Water/Fresh Water
 Tank - 70.8" Lead

L-Series - 2000 thru 2004 (Except models with diesel generators)

133004-05-701 PC Circuit Board (Red)
 151316-06-000 Sensor for Gray Water Tank - 78.6"
 Lead
 151317-05-000 Sensor f/Blk Water/Fresh Water
 Tank - 70.8" Lead

P-Series - 2000 thru 2005 (up to 5/04)

133004-05-701 PC Circuit Board (Red)
 151316-06-000 Sensor for Gray Water Tank - 78.6"
 Lead
 151317-05-000 Sensor f/Blk Water/Fresh Water
 Tank - 70.8" Lead

S-Series - 2004 & 2005 (up to 5/04)


133004-05-701 PC Circuit Board (Red) f/Main
 Monitor Panel
 129561-02-700 PC Circuit Board (Red) f/Aux
 Monitor Panel
 151316-06-000 Sensor for Gray Water Tank - 78.6"
 Lead
 151317-05-000 Sensor f/Blk Water/Fresh Water
 Tank - 70.8" Lead
 151808-01-000 Diode Harness - f/Gray Water
 151808-02-000 Diode Harness - f/Black
 Water/Fresh Water

Q-Series - 2000 thru 2004 (Except models with diesel generators)

133004-05-701 PC Circuit Board (Red) f/Main
 Monitor Panel
 129561-02-700 PC Circuit Board (Red) f/Aux
 Monitor Panel
 151316-06-000 Sensor for Gray Water Tank - 78.6"
 Lead
 151317-05-000 Sensor f/Blk Water/Fresh Water
 Tank - 70.8" Lead
 151808-01-000 Diode Harness - f/Gray Water
 151808-02-000 Diode Harness - f/Black
 Water/Fresh Water

NOTE: All sensor wiring must be kept at least 1/4" to 1/2" away from any metal objects to prevent interference.

NOTE: "S" & "Q" series coaches must use all required parts for function.



Bosch Relays

- #0332204198
- (B) 063912-02-000 5 Terminal
- #0332014150
- (A) 103930-02-707 5 Terminal w/Bracket
- #0332209137
- (B) 063912-02-000 5 Terminal
- #0332204159
- (B) 063912-02-000 5 Terminal
- #0332204101
- (B) 063912-02-000 5 Terminal
- #0332204150
- (A) 103930-02-707 5 Terminal w/Bracket
- #0332204167
- (C) 063912-02-000 5 Terminal
- #332204161 & 0332209161
- 103930-02-707 5 Terminal w/Bracket (Not Shown)

5 Terminal Relay Housing

- (D) 063910-01-000 5 Terminal

Potter-Brumfield Relays

- #T9151D32
- 105620-01-732 Relay, Blower (Not Shown)
- #K10P11AT5-120
- 105620-01-731 Relay, Control, 8 Terminal (Not Shown)
- #PRD5PY012
- 130968-01-000 SPDT 25 Amp, 120V AC w/Cover (Not Shown)

Klixon

- (F) 114965-01-000 Relay 12V, 5 Terminal, 2A Delay Off 10 Min.
- #60704A0-32
- 069634-01-733 Relay, 4 Terminals, Time Delay (Not Shown)

Other Brands - Relays

- (F) **Amperite 12DP10MHLCI**
- 114965-01-000 Relay 12V, 2A Delay Off 10 Min.
- #1460-101 #G7L-1A-TUB-CB Omron
- (O) 105620-01-729 Relay-Compressor, 4 Terminal (Not Shown)
- #K10P11AT5-120
- (M) 105620-01-731 Relay-Control, 8 Terminal
- #D8PR7TEA
- (J) 131832-01-000 Relay-25 Amp/120 Volt AC/6 Term.
- #D8PA2
- (K) 131832-02-000 Relay-Housing
- #TS61120P
- (L) 133535-01-000 Module-Timer, 20 Second, 3 Terminal (Hole in Center)
- #520820
- (N) 098668-22-705 Module Board w/Relay Time Delay
- (O) 163913-01-000 Relay-Daytime Running Lights F5TZ14N089B

Intellitec

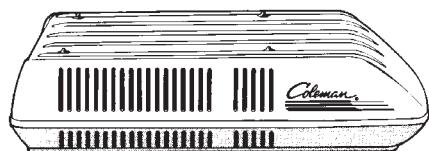
- #01-00055-000
- (G) 086273-01-000 Relay-Battery Disconnect

Hamsar

- #H8005B
- (E) 100138-01-000 5 Terminal, Daytime Running Light Module

Sure Power

- #1325F
- (H) 134090-01-000 Module-Daytime Running Light 8 Terminal



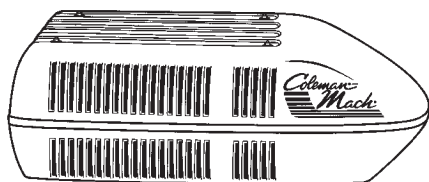
TSR Rotary

093763-01-02A 13,500 BTU, Gray 6759D702 (Piece Parts Only)
 093763-01-03A 13,500 BTU, Beige 6759D708 (Piece Parts Only)
 093763-01-04A 13,500 BTU, Off-White 6759E7007 & 807 (Piece Parts Only)
 093306-01-701 Decal Pkg.
 093763-01-712 Fan Blade Condenser
 093763-01-704 Capacitor Fan
 073742-01-701 Selector Switch
 091225-01-713 Knob (2 per package)
 037648-01-714 Gasket Package
 131186-02-700 Shroud-Colonial White



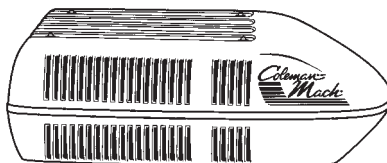
Mach 3 White

131185-01-01A A/C Roof, 13,500 Mach 3 White, 8333-876 (Piece Parts Only)
 037648-01-714 Gasket Package
 093306-01-701 Decal Package, Left & Right
 093763-01-712 Blade-Fan-Condenser
 105620-01-706 Mounting Pkg., Comp., 3 Per
 105620-10-705 PTCR (Start Device)- w/Cap
 131185-01-700 Condenser Coil
 131185-01-701 Motor (115V, 60HZ)
 131185-01-702 Blower Wheel Package
 131188-05-700 Shroud-Roof Air, 2 Pce. White



A/C Roof 13,500

131185-02-01A A/C Roof, 13,500 220V Mach, White (Pce. Parts Only)
 037648-01-714 Gasket Package
 093306-01-701 Decal Package
 093763-01-704 Capacitor-Fan
 093763-01-712 Blade-Fan, Condenser
 105620-01-706 Mounting Pkg. Comp., 3 Per
 131185-01-700 Condenser Coil
 131185-01-702 Impellor
 131188-05-700 Shroud-Roof Air, 2 Pce.-White



Mach 1 Power Saver

131186-01-01A A/C Roof Mach 1 Power Saver, Wht. 8632-876 (Piece Parts Only), 11,000 BTU
 093306-01-701 Decal Pkg., Left & Right
 093763-01-704 Capacitor-Fan
 093763-01-712 Blade-Fan, Condenser
 105620-01-706 Mounting Pkg., Comp., 3 Per
 105620-10-705 PTCR (Start Device)
 126859-01-700 Compressor
 126859-01-701 Overload Protector
 126859-01-703 Capacitor-Run
 126859-01-706 Line-Suction
 131185-01-702 Blower Wheel Pkg.
 131186-01-700 Motor-115V, 60 HZ
 131188-05-700 Shroud-Roof Air, 2 Pce. White



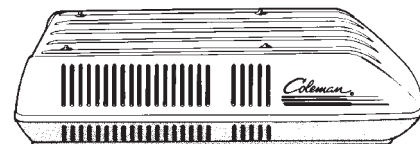
Mach 3 Power Saver

131187-01-01A A/C Roof Mach 3 Power Saver, Wht. 8633-876 (Pce. Parts Only), 13,500 BTU
 093306-01-701 Decal Pkg., Left & Right
 093763-01-712 Blade-Fan, Condenser
 105620-01-706 Mounting Pkg., Comp., 3 Per
 093763-01-704 Capacitor-Blower, I.D. 7.5 MFD
 105620-10-705 PTCR (Start Device)
 126859-01-703 Capacitor-Run
 126859-01-706 Line-Suction
 126860-01-700 Compressor
 126860-01-701 Overload Protector
 131185-01-702 Blower Wheel Pkg.
 131186-01-700 Motor-115V, 60 HZ
 131188-05-700 Shroud-Roof Air, 2 Pce. White



Mach 15

131188-01-01A A/C Roof, 14,800 Mach 15, Wht., 8335-896 (Piece Parts Only)
 093306-01-701 Decal Pkg., Left & Right
 093763-01-712 Blade-Fan, Condenser
 105620-01-706 Mounting Pkg., Comp., 3 Per
 093763-01-704 Capacitor-Fan, 7.5 MFD
 131185-01-701 Motor (115V, 60 HZ)
 131185-01-702 Blower Wheel Pkg.
 131188-01-700 Compressor-Tecumseh
 131188-01-701 Run Capacitor
 131188-01-702 Line-Suction
 131188-01-703 Line-Discharge
 037648-01-714 Gasket Pkg.
 131188-05-700 Shroud-Roof Air, 2 Pce. White



Super-Mach Low-Profile AC

091225-04-000 Gray 6799A802 (Piece Parts Only)
 091225-06-000 Buff 6799A808 (Piece Parts Only)
 091225-07-000 A/C Roof, Ivory 6799A807 (Piece Parts Only)
 037648-01-714 Gasket Pkg.
 093306-01-701 Decal Pkg. Left & Right
 105620-01-718 Capacitor-Fan



Mach 3 Power Saver

131187-04-01A A/C Roof, Mach 3-Power Saver, Polar White, 8534B876, 10,200 BTU
 037648-01-714 Gasket Package
 093763-01-704 Capacitor Fan
 093763-01-712 Blade-Fan-Condenser
 105620-01-706 Mounting Pkg. Comp. 3 Per.
 105620-10-705 PTCR (Start Device) w/Cap.
 105620-12-708 Coil-Solenoid
 126859-01-703 Capacitor-Run
 126860-01-700 Compressor
 131185-01-702 Blower Wheel Pkg.
 131186-01-700 Motor-115V, 60 Hertz
 131188-02-700 Condenser Coil
 131188-02-704 Valve/Reverse Assembly
 131188-02-705 Wire Harness f/Solenoid
 131188-02-706 Switch-Freeze
 131188-02-707 Liquid Line
 131188-05-700 Shroud-Roof Air, 2 Pce. White



Mach 3 Power Saver

131187-03-01A A/C Roof, Mach 3-Power Saver, White, 13,500 BTU 8633B876
 093306-01-701 Decal Package, Left & Right
 093763-01-712 Blade-Fan-Condenser
 105620-01-706 Mounting Pkg. Comp. 3 Per.
 105620-10-705 PTCR (Start Device) w/Cap.
 126859-01-703 Capacitor-Run
 126859-01-706 Line-Suction
 126860-01-700 Compressor
 126860-01-701 Overload Protector
 131185-01-702 Blower Wheel Package
 131186-01-700 Motor-115V. 60 Hertz
 093763-01-704 Capacitor-Fan
 131188-05-700 Shroud-Roof Air, 2 Pce. White



Mach 3

131187-06-01A A/C Roof, Mach 3 Power Saver 2 Pce. Shroud-Wht.
 131188-05-700 Shroud-Roof Air, 2 Pce., Wht.
 037648-01-714 Gasket Package
 093763-01-704 Capacitor-Fan (Indoor Motor)
 093763-01-712 Blade-Fan, Condenser
 105620-01-706 Mounting Pkg.-Comp. (3 Per.)
 105620-10-705 PTCR (Start Device) w/Cap
 105620-12-708 Coil-Solenoid
 126859-01-703 Capacitor-Run
 126860-01-700 Compressor
 131185-01-702 Blower Wheel Package
 131186-01-700 Motor-115 V, 60 Hertz
 131188-02-700 Condenser Coil
 131188-02-704 Valve/Reverse Assembly
 131188-02-705 Wire Harness f/Solenoid
 131188-02-706 Switch-Freeze
 131188-02-707 Liquid Line
 131188-05-700 Shroud-Roof Air/2 Pce.-White
 131187-03-700 Shroud-Fan/Inner, Less Logo



Heat Pump

131188-04-01A A/C-Roof-14,800 Heat Pump, White, 8535B896 (Pce. Parts Only)
 037648-01-714 Gasket Package
 093763-01-704 Capacitor-Fan
 093763-01-712 Blade-Fan, Condenser
 105620-01-706 Mounting Pkg., Comp. 3 Per
 105620-12-708 Coil-Solenoid
 131185-01-701 Motor (115V, 60Hz)
 131185-01-702 Blower Wheel Package
 131188-01-701 Run Cap.
 131188-02-700 Condenser Coil
 131188-02-701 Compressor
 131188-02-702 Restrictor-By Flow
 131188-02-703 Capacitor-Start
 131188-02-704 Valve/Reverse Assembly
 131188-02-705 Wire Harness f/Solenoid
 131188-02-706 Switch-Freeze
 131188-02-707 Liquid Line



Mach 15 14,800

131188-05-01A A/C-Roof, 14,800 Mach 15-White, 8335D8764
 037648-01-714 Gasket Package
 131185-01-702 Blower Wheel Pkg.
 131187-03-700 Shroud Fan/Inner-Less Logo
 093763-01-712 Blade-Fan-Condenser
 105620-01-706 Mounting Pkg. Comp. 3 Per
 093763-01-704 Capacitor-Fan
 131185-01-701 Motor
 131188-05-700 Shroud-Roof Air/2 Pce. White
 105620-10-705 PTCR (Start Device) w/Cap
 126859-01-703 Capacitor-Run



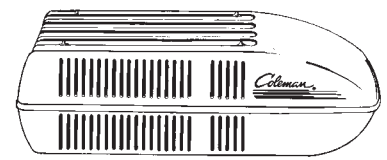
Mach 15 14,800

131188-03-01A A/C Roof, 14,800 Mach 15-White
 037648-01-714 Gasket Package
 093306-01-701 Decal Package, Left & Right
 093763-01-712 Blade-Fan Condenser
 105620-01-706 Mounting Pkg. Comp. 3 Per.
 131185-01-701 Motor (115V, 60 HZ)
 131185-01-702 Blower Wheel Package
 131188-01-700 Compressor-Tecumseh
 131188-01-701 Run Capacitor
 131188-01-702 Line-Suction
 131188-01-703 Line-Discharge
 093763-01-704 Capacitor-Fan
 131188-05-700 Shroud-Roof Air, 2 Pce. White



Mach 1 Power Saver

131186-02-01A A/C-Roof Mach 1 Power Saver, White, 11,000 BTU (Pce. Parts Only)
 093306-01-701 Decal Package, Left & Right
 093763-01-704 Capacitor-Fan
 093763-01-712 Blade-Fan-Condenser
 105620-01-706 Mounting Pkg., Comp., 3 Per
 105620-10-705 PTCR (Start Device) - w/Cap.
 126859-01-700 Compressor
 126859-01-701 Overload Protector
 126859-01-703 Capacitor - Run
 126859-01-706 Line - Suction
 131185-01-702 Blower Wheel Package
 131186-01-700 Motor - 115V, 60 Hertz
 131186-02-700 Shroud-Col. White
 131188-05-700 Shroud-Roof Air, 2 Pce. White



Mach 1 Power Saver Air Conditioner

131186-01-02A A/C Roof Mach 1, Power Saver, Polar (Piece Parts Only)
 037648-01-714 Gasket Package
 093306-01-701 Decal Package, Left & Right
 093763-01-712 Blade-Fan-Condenser
 105620-01-706 Mounting Pkg., Comp., 3 Per
 105620-10-705 PTCR (Start Device) w/Cap
 126859-01-700 Compressor RK124AT-001-A4Y
 126859-01-701 Overload Protector MRA#4761
 126859-01-703 Capacitor-Run
 131185-01-702 Blower Wheel Package
 131186-01-700 Motor-115V, 60 Hertz
 131186-01-702 Shroud (Polar White)



Mach 15 14,800

131188-06-01A A/C Roof, 14,800 Mach 15, Heat Pump, Wht. 8535D876
 093763-01-712 Blade-Fan Condenser
 093763-01-704 Capacitor Fan
 105620-01-706 Mounting Pkg., Comp. 3-Per
 131185-01-701 Motor (115 V., 60 Hz.)
 131185-01-702 Blower Wheel Pkg.
 131188-05-700 Shroud-Roof Air, 2-Pce. Wht.
 131188-02-700 Condenser Coil
 131188-02-706 Switch-Freeze
 131188-02-707 Liquid Line
 037648-01-714 Gasket Package
 105620-12-708 Coil-Solenoid
 105620-01-705 Protector-Overload, RH & LH
 105620-10-705 PTCR (Start Device), w/Cap
 105620-12-725 Compressor, Run Capacitor
 131185-01-704 Motor Mount & Seal Kit
 131186-01-701 Evaporator Coil



Coleman Mach 15 Air Conditioner

115219-01-01A A/C, Roof, 14,800 Mach 15, Ivory (Piece Parts Only)
 115219-01-02A A/C, Roof, 14,800 Mach 15, Ash Gray (Piece Parts Only)
 115219-01-03A A/C, Roof, 14,800 Mach 15, Bright White (Piece Parts Only)
 093306-01-701 Decal Pkg., Left & Right
 093763-01-712 Fan Blade, Condenser
 105620-01-706 Comp. Mounting Pkg. (3/pkg.)
 093763-01-704 Fan Capacitor
 108889-01-711 Gasket Pkg.
 131188-05-700 Shroud-Roof-Air 2 Pce. White



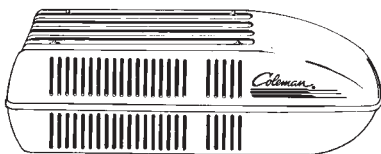
Mach 1 Power Saver

131186-03-01A A/C Roof, Mach 1 Pwr. Saver, 11,000 BTU-2 Pce. Shroud, Wht.
 093763-01-704 Capacitor-Fan
 093763-01-712 Blade-Fan Condenser
 105620-01-706 Mounting Pkg. Comp., 3 Per
 105620-10-705 PTCR (Start Device) w/Cap
 126859-01-700 Compressor
 126859-01-701 Overload Protector
 126859-01-703 Capacitor-Run
 126859-01-706 Line-Suction
 131185-01-702 Blower Wheel Package
 131186-01-700 Motor-115 V, 60 Hertz
 131188-05-700 Shroud-Roof Air, 2 Pce., Wht.
 037648-01-714 Gasket Package
 131187-03-700 Shroud Fan/Inner-Less Logo



Mach 1 Power Saver

131186-02-03A A/C-Roof Mach 1 Power Saver, Gold (Pce. Parts Only)
 131186-02-04A A/C-Roof Mach 1, Power Saver, Silver (Pce. Parts Only)
 037648-01-714 Gasket Package
 093306-01-701 Decal Package, Left & Right
 093763-01-704 Capacitor-Fan (Indoor Motor)
 093763-01-712 Blade-Fan, Condenser
 105620-01-706 Mounting Pkg., Comp., 3 Per
 105620-10-705 PTCR (Start Device) - w/Cap.
 126859-01-700 Compressor RK124AT-001-A4Y
 126859-01-701 Overload Protector
 126859-01-703 Capacitor - Run
 126859-01-706 Line - Suction
 131185-01-702 Blower Wheel Package
 131186-01-700 Motor-115V, 60 Hertz
 131186-02-700 Shroud-Col. White



Coleman TSR RV Air Conditioner

108889-02-01A A/C Roof 13,500 TSR 220 Volt, Ivory, 7373-597 (Piece Parts Only)
 108889-02-03A A/C Roof 13,500 TSR 220 Volt, Brt. Wht. (Export Units Only) (Piece Parts Only)
 093306-01-701 Decal Pkg. Left & Right
 093763-01-712 Fan Blade-Condenser
 105620-01-706 Comp. Mounting Pkg. (3/pkg.)
 108889-01-703 Condenser Coil
 093763-01-704 Fan Capacitor
 108889-01-711 Gasket Pkg.
 131188-05-700 Shroud-Roof Air, 2 Piece-Wht.



A/C Mach 1 Power Saver

126859-01-01A A/C Roof Mach 1 Power Saver (Pce. Parts Only)
 093306-01-701 Decal Package, Left & Right
 093763-01-704 Capacitor-Fan
 093763-01-712 Blade-Fan, Condenser
 105620-01-706 Mounting Pkg., Comp., 3 Per
 108889-01-711 Gasket Pkg.
 108892-01-703 Filter
 126859-01-700 Compressor RK124AT-00-A4Y
 126859-01-701 Overload Protector
 126859-01-702 Motor-115V, 60Hz
 126859-01-703 Capacitor-Run
 126859-01-705 Coil-Evaporator
 126859-01-706 Line-Suction
 126859-01-707 Line Assembly-Discharge
 135618-03-01A Thermostat, A/C & Furnace, White
 135618-04-01A Thermostat-Roof, A/C Only, White
 131188-05-700 Shroud-Roof Air, 2 Pce.-White



Mach 3 Plus 11,000

108890-01-01A A/C Roof 11,000 Ivory 7332-897 (Piece Parts Only)
 108890-01-02A A/C Roof 11,000 Gray 7332-892 (Piece Parts Only)
 108890-01-03A A/C Roof 11,000 Buff 7332-898 (Piece Parts Only)
 093306-01-701 Decal Pkg. Left & Right
 093763-01-712 Fan Blade Condenser
 108889-01-703 Condenser Coil
 093763-01-704 Fan Capacitor
 108889-01-711 Gasket Pkg.
 131188-05-700 Shroud-Roof Air, 2 Piece-Wht.



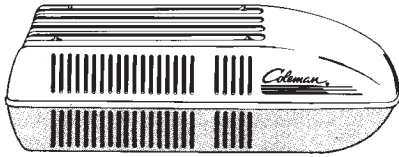
Mach 3 Plus 13,500

108889-01-01A A/C Roof 13,500 Mach 3 Plus Ivory 7333-887 (Piece Parts Only)
 108889-01-02A A/C Roof 13,500 Mach 3 Plus Gray 7333-882 (Piece Parts Only)
 108889-01-03A A/C Roof 13,500 Mach 3 Plus Buff 7333-888 (Piece Parts Only)
 108889-01-05A A/C Roof 13,500 TSR 7333A886 (Brt. White) (Piece Parts Only)
 093306-01-701 Decal Pkg. Left & Right
 105620-01-706 Compressor Ft. Pkg. (RH & LH)
 108889-01-703 Condenser Coil
 093763-01-704 Fan Capacitor
 108889-01-711 Gasket Pkg.
 108889-01-720 Tube-Cap
 131188-05-700 Shroud-Roof Air, 2 Pce.-White



Mach 3 Power Saver Air Conditioner

131187-02-01A A/C Roof Mach 3 Power Saver, White (Pce. Parts Only)
 037648-01-714 Gasket Package
 093763-01-704 Capacitor-Fan
 093763-01-712 Blade-Fan-Condenser
 105620-01-706 Mounting Pkg. Comp. 3 Per
 105620-10-705 PTCR (Start Device) w/Cap
 105620-12-708 Coil-Solenoid
 126859-01-703 Capacitor-Run
 126860-01-700 Compressor RK136AT-002-A4Y
 131185-01-702 Blower Wheel Package
 131186-01-700 Motor-115V 60 Hertz
 131188-02-700 Condenser Coil
 131188-02-704 Valve/Reverse Assembly
 131188-02-705 Wire Harness f/Solenoid
 131188-02-706 Switch-Freeze
 131188-02-707 Liquid Line
 131188-05-700 Shroud-Roof Air, 2 Pce.-White




**Mini Mach Rotary
RV Air Conditioner**

- 093306-01-01A A/C Roof, 7,100 BTU-Ivory
- 6727-737 (Piece Parts Only)
- 093306-01-02A A/C Roof, 7,100 BTU Rotary White (Pce. Parts Only)
- 093306-01-700 Shroud
- 093306-01-701 Decal Pkg. (Left and Right)
- 093306-01-705 Motor 115V
- 076303-01-710 Thermostat
- 076303-01-717 Filter
- 093306-01-722 Shroud-Arctic White, Less Logo
- 093306-02-700 Overload
- 093306-02-701 Compressor
- 093306-02-702 Relay-Start
- 093306-02-703 Capacitor Run
- 093307-03-000 Ceiling Asm.-A/C Cool, White



Mach 3 13,500

- 131185-04-01A A/C Roof 13,500 BTU, Mach 3-2 Pce., Shroud, Wht.
- 037648-01-714 Gasket Package
- 093763-01-712 Blade-Fan Condenser
- 105620-01-706 Mounting Pkg., Comp., 3 Per
- 105620-10-705 PTCR (Start Device) w/Cap
- 131188-05-700 Shroud-Roof Air/2 Pce. Wht.
- 131185-01-700 Condenser Coil
- 131185-01-701 Motor (115 V., 60 Hz)
- 131185-01-702 Blower Wheel Package
- 093763-01-704 Capacitor-Fan
- 108889-01-707 Capacity-Run, Comp.
- 131185-01-703 Evaporator Coil
- 131185-01-706 Discharge Line
- 131187-03-700 Shroud Fan/Inner, Less Logo
- 131185-01-705 Suction Line (3/8" OD)




A/C Roof - Low Profile

- 148644-01-01A A/C Roof-Low Profile, Arctic White, RVP 9203C876, 13,500 BTU
- 037648-01-714 Gasket Package
- 093763-01-704 Capacitor-Fan (Indoor Motor)
- 105620-10-705 PTCR (Start Device) w/Cap
- 131188-01-701 Run Cap. (Comp. 40MFD/370V)
- 147102-01-705 Blower Wheel
- 147102-01-706 Fan Blade
- 148644-01-700 Shroud (Arctic White)
- 148644-01-701 Overload
- 148644-01-702 Compressor
- 148644-01-703 Motor-Blower
- 148644-01-704 Coil-Condenser
- 148644-01-705 Coil-Evaporator
- 148644-02-702 Grille-f/Fan



**A/C Roof
(Shown in White)**

- 148644-01-02A A/C Roof, Low Profile, Black 9203C879
- 037648-01-714 Gasket Package
- 093763-01-704 Capacitor-Fan (Indoor Motor)
- 105620-10-705 PTCR (Start Device) w/Cap
- 131188-01-701 Run Cap.
- 147102-01-705 Blower Wheel
- 147102-01-706 Fan Blade
- 148644-01-701 Overload
- 148644-01-702 Compressor
- 148644-01-703 Motor-Blower
- 148644-01-704 Coil-Condenser
- 148644-01-705 Coil-Evaporator
- 148644-02-702 Grille f/Fan



A/C Roof - Low Profile

- 148644-02-01A A/C Roof-Low Profile/Heat Pump, Arctic White, RVP 9003C876, 13,500 BTU
- 037648-01-714 Gasket Package
- 093763-01-704 Capacitor-Fan (Indoor Motor)
- 105620-10-705 PTCR (Start Device) w/Cap
- 105620-12-708 Coil-Solenoid
- 131188-01-701 Run Cap. (Comp. 40MFD/370V)
- 147102-01-705 Blower Wheel
- 147102-01-706 Fan Blade
- 148644-01-700 Shroud (Arctic White)
- 148644-01-701 Overload
- 148644-01-702 Compressor
- 148644-01-703 Motor-Blower
- 148644-02-700 Coil-Condenser
- 148644-02-701 Coil-Evaporator
- 148644-02-702 Grille-f/Fan



Mach 3 Power Saver

- 131187-05-01A A/C Roof-Mach 3 PS-2 Pce. Shroud, Wht.
- 093763-01-712 Blade-Fan Condenser
- 105620-01-706 Mounting Pkg. Comp. 3 Per
- 105620-10-705 PTCR (Start Device) w/Cap
- 126859-01-703 Capacitor-Run
- 126859-01-706 Line-Suction
- 126860-01-700 Compressor
- 126860-01-701 Overload Protector
- 131185-01-702 Blower Wheel Package
- 131186-01-700 Motor-115 V., 60 Hertz
- 131188-05-700 Shroud-Roof Air/2Pce., Wht.
- 037648-01-714 Gasket Package
- 093763-01-704 Capacitor Fan (Indoor Motor)
- 131187-03-700 Shroud Fan/Inner-Less Logo
- 131188-05-700 Shroud-Roof Air/2Pce.-Wht.



**A/C Roof Mach 3
Power Saver**

- 126860-01-01A A/C Roof Mach 3 Power Saver (Pce. Parts Only), 13,500 BTU
- 093306-01-701 Decal Package, Left & Right
- 093763-01-704 Capacitor-Fan
- 093763-01-712 Blade, Fan Condenser
- 105620-01-706 Mounting Pkg., Comp. 3 Per
- 108889-01-711 Gasket Pkg.
- 108892-01-703 Filter
- 126859-01-702 Motor 115V, 60 Hz.
- 126859-01-703 Capacitor-Run
- 126859-01-705 Coil-Evaporator
- 126859-01-706 Line-Suction
- 126859-01-707 Line Assembly-Discharge
- 126860-01-700 Compressor
- 126860-01-701 Overload Protector
- 135618-03-01A Thermostat, A/C & Furnace, White
- 135618-04-01A Thermostat-A/C Only
- 131188-05-700 Shroud-Roof Air, 2 Pce., White



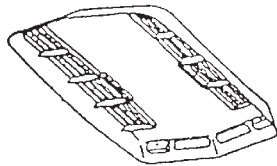
**14,800 A/C Roof
Air Heat Pump**

- 131188-02-01A A/C Roof, 14,800 Heat Pump, Wht. (Pce. Parts Only)
- 037648-01-714 Gasket Package
- 093763-01-704 Capacitor-Fan
- 093763-01-712 Blade-Fan, Condenser
- 105620-01-706 Mounting Pkg., Comp., 3 per
- 105620-12-708 Coil-Solenoid
- 131185-01-701 Motor (115V, 60Hz.)
- 131185-01-702 Blower Wheel Package
- 131188-01-701 Run Capacitor
- 131188-02-700 Condenser Coil
- 131188-02-701 Compressor (Tecumseh-RK225AT)
- 131188-02-702 Restrictor-By Flow
- 131188-02-703 Capacitor-Start (21-25 MFD)
- 131188-02-704 Valve/Reverse Assembly
- 131188-02-705 Wire Harness f/Solenoid
- 131188-02-706 Switch-Freeze
- 131188-02-707 Liquid Line
- 131188-05-700 Shroud-Roof Air, 2 Pce., White



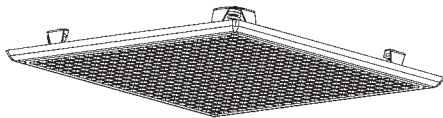
Polar Cub Air Conditioner

- 147102-01-01A A/C-Roof, Polar Cub, 9,200 BTU (Pce. Parts Only)
- 037648-01-714 Gasket Package
- 105620-10-705 PTCR (Start Device)-w/Cap
- 131188-01-701 Run Cap.
- 147102-01-700 Overload
- 147102-01-701 Compressor
- 147102-01-702 Motor
- 147102-01-703 Coil-Condenser
- 147102-01-704 Coil-Evaporator
- 147102-01-705 Blower Wheel
- 147102-01-706 Fan Blade
- 147102-01-707 Shroud-(Polar White)



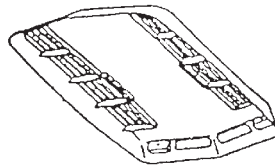
Ceiling Assembly

- 131183-01-01A Ceiling Asm.-A/C Cool Mach (Piece Parts Only) 8330-713
- 073742-01-701 Switch-Selector/5 Terminal
- 091225-01-713 Knob
- 093766-02-702 Filter-Pkg. of 2-5 x 14.5 x 1/8
- 108891-01-701 Clip-Filter Retainer, 6 Per Pkg.
- 131183-01-700 Louver-White w/Washer



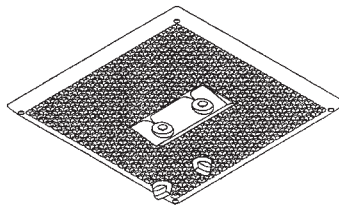
Ceiling Assembly

- 131184-06-01A Ceiling Asm. A/C w/Spring, 8330B7332
- 108892-01-703 Filter
- 108892-01-704 Grille 16-3/8" x 16-3/8" Return
- 131184-01-704 Coil Sensor
- 131184-01-705 Junction Box Assembly
- 131184-03-700 Board-P.C.
- 105620-12-719 Coil Sensor
- 131184-01-700 Plug Assembly
- 131184-01-701 Terminal Board
- 131184-01-703 Small Parts Pkg.
- 131184-01-706 Nut/Wing



Ceiling Assembly

- 131184-01-01A Ceiling Asm. A/C Ducted, Wht., 8330-7332 (Pce. Parts Only)
- 108892-01-703 Filter
- 108892-01-704 Grille 16-3/8" x 16-3/8" Return
- 131184-01-704 Coil Sensor
- 131184-01-705 Junction Box Assembly
- 131184-03-700 Board-P.C.



Ceiling Assembly

- 156860-01-01A A/C-Roof, Polar Cub/Heat Pump, Polar White
- 073742-01-701 Switch-Selector/5 Terminal
- 093307-04-701 Thermostat (90 In 60 Out)
- 108892-01-703 Filter
- 156860-01-700 Grille Assembly-White
- 156860-01-701 Small Parts Pkg. -Bolts/Knobs
- 156860-01-702 Plug Assembly



Ceiling Assembly Mach 3

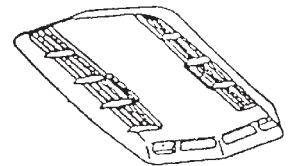
- 131183-04-01A Ceiling Asm.-A/C Cool/Heat, White
- 131183-03-703 Shroud/Ceiling-White
- 131183-03-705 Louver-White
- 131183-03-706 Grille-White
- 131183-04-700 Knob-Thermostat/Heat-Cool
- 131183-04-701 Knob-Selector w/Heat-Cool
- 131183-04-702 Switch-Select
- 131183-04-703 Plug Assembly
- 131183-04-704 Thermostat-Heat/Heat-Cool
- 131183-04-705 Wiring Harness/Heater Asm.
- 131183-04-707 Heat Element
- 131183-04-708 Switch-Limit
- 131183-04-709 Filter Pkg. -2/Pkg.
- 131183-04-710 Small Parts Package

Ceiling Assembly

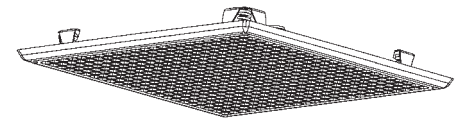


- 131183-03-01A Ceiling Asm.-A/C Cool, White
- 131183-03-700 Knob-Thermostat/Cool Only
- 131183-03-701 Knob-Select SW/Cool Only
- 131183-03-702 Thermostat-Cool Only
- 131183-03-703 Shroud/Ceiling-White
- 131183-03-705 Louver-White
- 131183-03-706 Grille-White
- 131183-04-702 Switch-Select
- 131183-04-703 Plug Assembly
- 131183-04-709 Filter Pkg. -2/Pkg.
- 131183-04-710 Small Parts Package

Ceiling Assembly

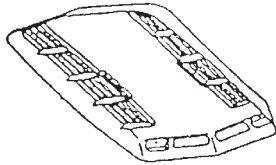


- 131184-04-01A Ceiling Asm. Heat Pump, Wht. (Pce. Parts Only), 15,000 BTU
- 108892-01-703 Filter
- 108892-01-704 Grille 16-3/8" x 16-3/8" Return
- 131184-04-700 Plug Assembly
- 131184-04-702 Board-Terminal
- 131184-04-704 Small Parts (Bolts/Washers)
- 131184-04-705 Board-P.C.
- 131184-04-706 Junction Box Asm. (Heat Pump)



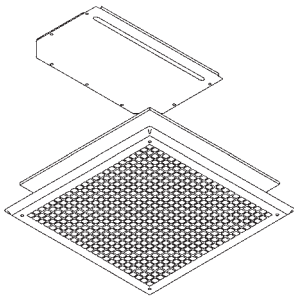
Ceiling Assembly

- 131184-07-01A Ceiling Asm.-Heat Pump, 8530B7332
- 105620-12-719 Coil Sensor
- 108892-01-703 Filter
- 108892-01-704 Grille 16-3/8" x 16-3/8" Return
- 131184-04-700 Plug Assembly
- 131184-04-702 Board-Terminal
- 131184-04-705 Board-P.C.
- 131184-05-700 Box-Junction
- 131184-01-702 Isolator-Blank
- 131184-01-703 Small Parts Pkg.
- 131184-01-706 Nut/Wing
- 131184-04-703 Box-Junction



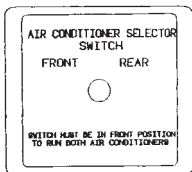
Ceiling Assembly

- 108891-01-02A Ceiling Asm. - A/C Cool - White (Pce. Parts Only)
- 073742-01-701 Selector Switch (5 Terminal)
- 076303-01-717 Filter - (1)
- 091225-01-713 Knob
- 108891-01-701 Clip-Filter Retainer, 6 per
- 108892-01-01A Ceiling Asm.-A/C Ducted (Piece Parts Only)
- 108892-01-703 Filter
- 108892-01-704 Grille-Plastic, 16-3/8" x 16-3/8"
- 131184-03-700 Board-P.C.



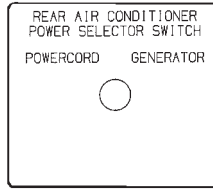
Ceiling Assembly

- 131184-05-01A Ceiling Asm. Heat Pump White
- 105620-12-719 Coil Sensor
- 108892-01-703 Filter
- 108892-01-704 Grille 16-3/8" x 16-3/8" Return
- 131184-04-700 Plug Assembly
- 131184-04-702 Board-Terminal
- 131184-04-705 Board-P.C.
- 131184-05-700 Box-Junction
- 131184-01-702 Isolator-Blank
- 131184-01-703 Small Parts Pkg.



A/C Switch Covers

- 121365-01-01A Cover-A/C Select Front-Dual/Rear Only Switch



A/C Switch Covers

- 121365-03-01A Cover-Rear A/C Power Select Switch, Power Cord, Generator



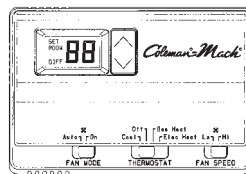
Thermostat

- 115764-01-01A Thermostat, Furnace, White
- 115764-01-02A Thermostat, Furnace, Gray
- 115764-01-03A Thermostat, Furnace, Black



Thermostat

- 084079-01-710 Thermostat-Wall Mount



Thermostat

- 135618-01-01A Thermostat-Heat Pump/Furnace, Wht.




Thermostat

- 135618-03-01A Thermostat-HC, A/C & Furnace, White



Thermostat

- 135618-04-01A Thermostat-A/C Only, White



Thermostat

- Black. 3.8" x 5.5" Digital
- 105620-14-000 Thermostat, A/C & Furnace



Thermostat

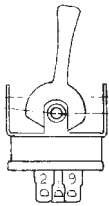
- Black
- 105620-18-000 Thermostat-Furnace/Heat Pump-A/C
- 105620-21-000 Thermostat-Furnace-Dual/Heat Pump/AC/Remote Temp. Sensor
- 105620-22-000 Thermostat-Furnace/Heat Pump/A/C Remote, Temp Sensor
- 105620-23-000 Sensor-Remote Temperature



Selector Switch

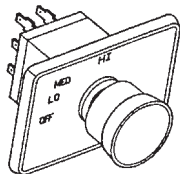
Rotary switch lets you select between front or rear air conditioner.

- (A) 073937-03-000 A/C Selector Rotary
- (B) 073937-01-700 Replacement Knob



Rear Blower Switch

084404-01-000 Rear Blower, 3 Speed



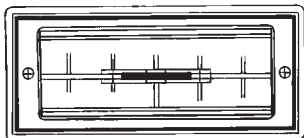
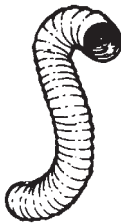
Heater Switch, 4 Position

087202-02-000 Switch, 4 Pos. w/o Knob
090977-01-000 Knob, Black No Markings

Flexible Duct

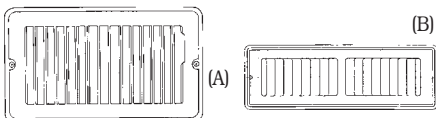
Flexible duct 4" ID x 25', sold by the foot.

009198-01-000 Duct-Heat, Flexible, 25 ft. Min.
069636-02-000 4" Connector Duct
089367-01-000 4" "T" Connector Metal, 7" Long



Louver/Bezel Assembly

5-3/4" x 2-1/2" Black/Chrome.
039044-01-000 Louver/Adjustable.

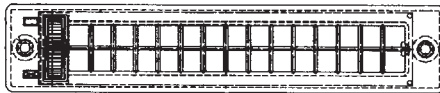
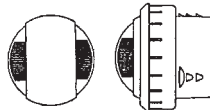


Registers

Metal rectangular registers.
(A) 089326-02-000 Grille Floor, 9.3" x 5.3" Soft White
(B) 094600-06-01A Register-Heat w/Damper-Dura Beige, 3.6" x 11.3", Face 2.1" x 9.9"
(B) 094600-10-01A Register-Heat w/o Damper 2.25" x 14" Dura Beige

Louver/Bezel Assembly

113244-01-01A Louver Asm. Ball 3" Black



Register

1.5" x 8", Black.
146505-01-01A Louver-Rectangle

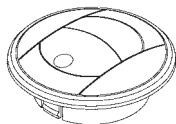


Defroster Vent

2" x 14.4" x 1.4".
103558-01-06A Vent, Defroster, ABS Any Color
2" x 16.3" x 1.3"
103558-03-02A Vent, Defroster, ABS (will come any color)
1.4" x 14.4" x 1.1"
103558-04-02A Vent-Defroster, Hampton Tan

Registers

Plastic registers, radius with adjustable louvers.
056464-09-000 4" w/Damper-Dura Beige, 2-1/4" Depth
056464-10-000 4" w/o Damper-Dura Beige, 1" Depth
056464-11-000 4" w/Damper, Off White, 2-1/4" Depth

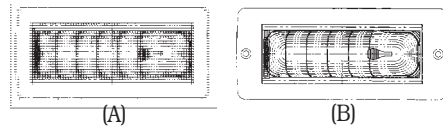


2" Louver Asm.

158174-01-01A Louver-Round, 2" Hose-Black

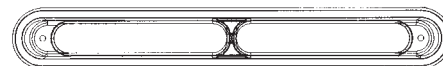
Register

125527-01-01A Register-Reducing 2" Dia., Black



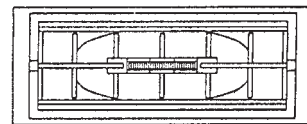
Louver Assembly

(A) 135803-01-01A Louver Asm. 2.5" x 5.2"-Black
(B) 135803-02-01A Louver Asm. 2.5" x 5.8" w/Holes, Black, f/2.5" Hose
135803-03-01A Louver Asm.-A/C, Open Frame, Black
(B) 135803-04-01A Louver, A/C, Curved Adj. w/Mount Hole-2.5" x 5.8", f/2.5" Hose



Louver Assembly

2" x 14.3"
135265-01-01A Vent-Defroster, Antelope
135265-01-04A Vent-Defroster, Glacier
135265-01-06A Vent-Defroster, Cashmere
135265-01-07A Vent-Defroster, Riverstone
135265-01-08A Vent-Defroster, Briarwood
135265-01-09A Vent-Defroster, Black
135265-01-10A Vent-Defroster, Camel
135265-01-11A Vent-Defroster, Plastic Saddle

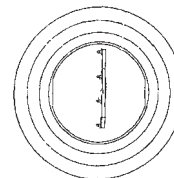


Louver Assembly

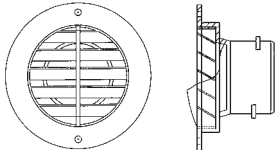
Black f/2.5" Hose
103796-01-01A Louver Asm., Adj. 2.2" x 5.4"

Register

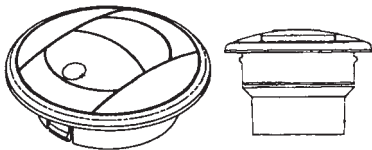
4" Pipe/6.4" O.D. Face
120134-01-02A Register w/Damper, 4" Pipe, 6.4" O.D. Face, White
120134-02-01A Register-Trim Ring, White, 4" Pipe/6.4" O.D. Face



Defroster Outlet

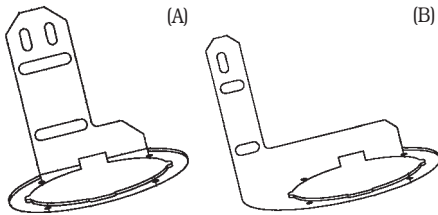


157225-01-01A Outlet, Defroster w/Swivel, 2" Sleeve, 4" OD-Black
 157225-01-02A Outlet, Defroster w/Swivel, 2" Sleeve, 4" OD-White
 157225-01-03A Outlet, Defroster w/Swivel, 2" Sleeve, 4" OD-Caddy Cream
 157225-01-05A Outlet, Defroster w/Swivel, 2" Sleeve, 4" OD-Riverstone
 157225-01-06A Outlet, Defroster w/Swivel, 2" Sleeve, 4" OD-Cashmere
 157225-01-07A Outlet-Defroster w/Swivel 2" Sleeve, 4" OD, Briarwood
 157225-01-08A Outlet-Defroster w/Swivel 2" Camel




Louver Asm.

146504-01-01A Louver Asm., Round, 2.5"-Black
 146504-01-02A Louver Asm., Round, 2.5"-Gray




Louver Retainer

(A) 156255-01-02B Retainer-Louver/Right (Shown)
 (A) 156255-02-02B Retainer-Louver/Left
 (B) 156255-03-02B Retainer-Louver (Shown)



Return Air Vent

12.3" x 5.5"
 109918-01-05A Vent Return Air, Black




Return Air Vent

12.3" x 2.75"
 109918-03-01A Vent Return Air Black


Return Air Vent

6.2" x 5.5"
 109918-02-01A Vent-Return Air Black




Return Air Grill

093614-11-01A Return Air Grill, Dura Beige, 13.9" x 7.9"



Return Air Grill

15.9" x 9.9"
 093614-03-02A Grill, Return Air, Dura Beige



Register

11.2" x 3.6" (9.7" x 2.1" R/O) w/o Damper w/o screw holes.
 137965-03-02A Register, Antique Pewter
 137965-03-03A Register, Bronze



Register

11.2" x 3.6" (9.7" x 2.1" R/O) w/ Damper w/o Screw Holes
 137965-04-02A Register, Antique Pewter
 137965-04-03A Register, Bronze



Register

10.9" x 5.3" w/o Damper (9.7" x 3.8" R/O)
 137965-05-01A Register, Antique Brass




Register

15.3" x 3.6" (13.9" x 2.1" R/O) w/o Damper
 137965-06-01A Register, Antique Brass
 137965-06-02A Register, Antique Pewter
 137965-06-03A Register, Bronze




Register

9.5" x 5.3" (7.8" x 3.8" R/O) w/o Damper
 137965-07-03A Register, Bronze
 137965-07-02A Register, Antique Pewter



Register

138037-02-01A Register-Heat, w/Damper, 4" x 8", Dura Beige

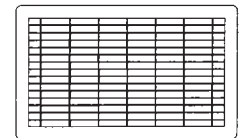


Return Air Grill

093614-01-02A Grill-Return Air, Dura Beige, 15.9" x 7.9"

Return Air Grill

093614-04-02A Grill, Return Air, Dura Beige, 15.9" x 9.9"/14" x 7.6" Opening



Return Air Grill


21.9" x 11.9".
 093614-09-01A Grill, Return Air, Dura Beige, No Damper



HEATING & COOLING



Return Air Grill

093614-02-02A Grill, Return Air, Dura Beige, 9.9" x 9.9"



Return Air Grill

093614-08-01A Grill, Return Air, White, 9.8" x 13.9"
093614-08-02A Grill, Return Air, Dura Beige, 9.8" x 13.9"





Return Air Grill

093614-10-01A Grill-Return Air-Dura Beige, 13.9" x 7.9"/11.6" x 5.6" Opening, No Damper

Return Air Grill

093614-12-01A Grill, Return Air-Dura Beige, 11.9" x 11.9"



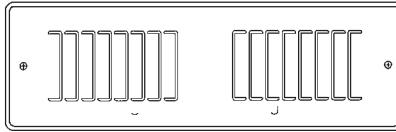
Return Air Grill

093614-13-02A Grill, Return Air-Dura Beige, 15.9" x 11.9"




Return Air Grill

093614-14-01A Grill, Return Air-White, 7.9" x 13.9"




Register

137965-10-02A Register-2.2" x 14" (2.2" x 14" R/O) w/o Damper, Antique Pewter
137965-10-03A Register-15.3" x 3.6" (13.8" x 2.1" R/O) w/o Damper, Bronze
137965-01-02A Register-11.2" x 3.6" (9.7" x 2.1" R/O) w/o Damper, Antique Pewter
137965-09-02A Register, 9.5" x 5.3" (7.8" x 3.8" R/O) w/o Damper, Antique Pewter
137965-09-03A Register, 9.5" x 5.3" (7.8" x 3.8" R/O) w/o Damper, Bronze



Return Air Grill

093614-15-02A Grill-Return Air, Dura Beige, 31.8" x 5.9"/26.9" x 3.7" Opening



Return Air Grill

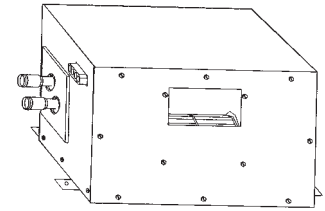
140594-02-01A Grill-Return Air, 9.2"W x 21.9" L, Black
140594-03-01A Grill-Return Air, 11.8"W x 19.7"L, Black
140594-13-01A Grill-Return Air, 4.5"W x 33.2"L, Black



Rear Heater Parts


12"L x 8"H x 12"W.

049401-03-000 Rear Heater Asm. (Piece Parts Only)
049401-01-701 Cable-RR Auto Heater Control
049401-01-705 Valve 3 Port 2 Way
084405-01-701 Fan Blade



Heater Assembly

129205-01-000 Rear Heater Asm.
129205-01-700 Seal-Core Tube
129205-01-701 Core-Heater
129205-01-702 Blower Assembly
129205-01-703 Wire Harness
129205-01-704 Resistor



Evans Rear Heater

(Ducted w/motor aid) 12"L x 8"H x 12"W.

084405-01-000 Heater Asm. Rear
084405-01-700 Heater Core
084405-01-701 Fan Blades
084405-01-702 Motor Asm. 12 V.
087202-01-000 Switch 4 Pos. w/Knob
084404-01-000 Switch Off/Low/Med/High



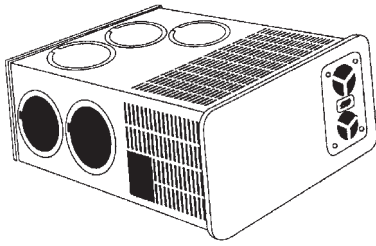
Dustgard Filter

Dustgard Electrostatic with Anti-Microbial is the newest in Precisionaire's line of specialty air filters. It relies upon electrostatic attraction to filter your air. But no special wiring is needed. Instead, air flowing over its unique filtering media creates a mild natural charge to attract dust and other particles and hold them fast.

The Dustgard Electrostatic Air Cleaner is long-lasting. Once each month, simply wash it with water to remove accumulated material. You can re-use it over and over again for years.

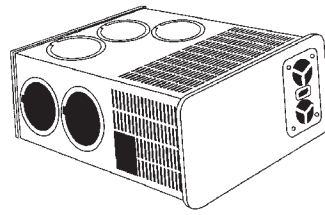
Precisionaire's new Dustgard Electrostatic is also specially designed to prevent growth of potentially harmful microorganisms. It utilizes the AEGIS Anti-Microbial System to control bacteria, mildew, germs and mold. The Anti-Microbial remains effective throughout the life of your filter. 14" x 20" x 1".

700109-01-000 Filter-Dustgard




**Suburban
35,000 BTU SF-35**

- 098668-21-000 Furnace 35,000 BTU (Piece Parts Only)
- 075695-01-709 Microswitch w/Flag
- 115764-01-01A Thermostat, Furnace
- 098668-01-706 Wheel Comb. Air
- 098668-01-707 Vent Cap & Exhaust Tube Asm.
- 098668-01-708 Blower Asm., Combustion Air
- 098668-01-711 Wheel, Room Air
- 098668-01-713 Intake Vent Tube Asm.
- 098668-02-700 Burner Asm., Comp.
- 098668-03-700 Motor Asm. F/SF-35
- 101990-01-714 Microswitch Gasket
- 098668-24-000 Door, Access, Furnace-Sable
- 098668-01-715 Electrode Asm. Sgl. Probe
- 098668-21-700 Switch-Micro, w/o Flag 3-1/4"
- 098668-21-701 Switch-Limit
- 098668-01-714 Valve-Gas, SF Ser. #921401821
- 098668-22-705 Module Board w/Relay Time Delay



**Suburban 25,000 BTU
SF-25**

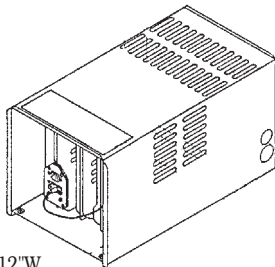
- 098668-19-000 Furnace 25,000 BTU (Pce. Parts Only)
- 069634-01-733 Relay, Time Delay 20 & 30 BTU
- 115764-01-01A Thermostat-Furnace
- 098668-01-705 Switch Limit
- 098668-01-706 Wheel Comb. Air
- 098668-01-707 Vent Cap & Exhaust Tube Asm.
- 098668-01-708 Blower Asm., Combustion Air
- 098668-01-709 Motor Asm., F/SF-25, SF-30
- 098668-01-711 Wheel, Room Air
- 098668-01-713 Intake Vent Tube Asm.
- 098668-01-714 Gas Valve F/SF Mod. Ref. Ser. #921401821
- 098668-01-715 Electrode Asm., Sgl. Probe
- 098668-21-700 Switch-Micro, w/o Flag 3-1/4"
- 098668-21-701 Switch-Limit
- 101990-01-714 Gasket-Microswitch
- 098668-22-705 Module Board w/Relay Time Delay



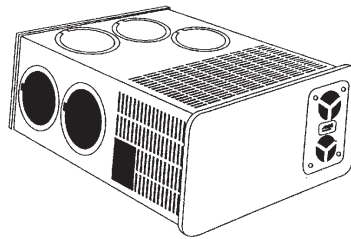
**Suburban 24,000 BTU
NT-24S and 24SP**

- 23"L x 12-1/2"H x 12"W.
- 075695-01-000 Furnace Direct Ign. (Piece Parts Only)
 - 115764-01-01A Thermostat
 - 075696-02-714 Vent Cap and Exhaust Tube
 - 092300-01-704 Gasket Electrode
 - 069634-01-732 Burner Door Gasket
 - 069634-01-733 Time Delay Relay
 - 069634-01-729 Gas Valve
 - 092300-01-727 Gasket Comb. Air Housing
 - 069634-01-716 Manual Shut Off Valve
 - 092300-01-705 Electrode
 - 098668-22-705 Module Board w/Relay Time Delay

**Suburban
34,000
BTU
NT-34BW**

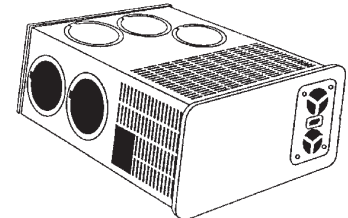


- 24"L x 12-1/2"H x 12"W.
- 092300-06-000 Furnace-Suburban 34,000 BTU (Piece Parts Only)
 - 092300-01-705 Electrode
 - 069634-01-733 Time Relay
 - 075695-01-709 Micro Switch Asm.
 - 092300-01-727 Gasket Comb. Air Housing
 - 069634-01-729 Valve Gas
 - 092300-01-704 Electrode Gasket
 - 069634-01-716 Manual Shut Off Valve
 - 069634-01-732 Gasket Burner Access
 - 115764-01-01A Thermostat
 - 098668-22-705 Module Board w/Relay Time Delay



**Suburban 40,000 BTU
SF-42**

- 098668-22-000 Furnace 40,000 BTU SF-42 (Piece Parts Only)
- 115764-01-01A Thermostat-Furnace
- 098668-01-707 Vent Cap & Exhaust Tube Asm.
- 098668-01-708 Blower Asm. (Combustion Air)
- 098668-01-713 Intake Vent Tube Asm.
- 098668-01-714 Gas Valve
- 098668-11-700 Orifice, Main Burner
- 098668-11-701 Burner Asm. Complete
- 098668-11-702 Motor Asm. Complete
- 098668-11-704 Blower Asm. Room Air
- 098668-01-711 Wheel, Room Air
- 101990-01-714 Microswitch Gasket
- 098668-01-705 Switch Limit-175 Trip Temp
- 098668-01-715 Electrode Asm., Single Probe
- 098668-22-702 Wheel-Combustion Air
- 098668-22-703 Gasket
- 098668-21-700 Switch-Micro, w/o Flag, 3-1/4"
- 098668-22-705 Module Board w/Relay Time Delay
- 098668-22-706 Switch-Limit-195 Trip Temp (Built Date of 1/1/00)



**Suburban 30,000 BTU
SF-30**

- 098668-20-000 Furnace 30,000 SF-30 (Pce. Parts Only)
- 075695-01-709 Microswitch Asm.
- 115764-01-01A Thermostat-Furnace
- 098668-01-705 Limit Switch
- 098668-01-706 Wheel Comb. Air
- 098668-01-707 Vent Cap & Exhaust Tube
- 098668-01-708 Blower Asm. (Combustion Air)
- 098668-01-709 Motor Asm.
- 098668-01-711 Wheel, Room Air
- 098668-02-700 Burner Asm. Compressor
- 098668-12-000 Access Door Buff
- 098668-23-000 Access Door Brt. White
- 098668-24-000 Access Door Sable
- 092300-01-704 Gasket, Electrode
- 098668-21-700 Switch-Micro w/o Flag 3-1/4"
- 098668-21-701 Switch-Limit
- 101990-01-714 Gasket-Microswitch
- 098668-01-713 Tube Assembly
- 098668-01-714 Valve-Gas, SF Ser. #921401821
- 098668-01-715 Electrode Asm. Single Probe
- 098668-22-705 Module Board w/Relay Time Delay
- 139980-10-02A Door/Access/Furnace/Br. Wht.
- 139980-10-03A Door/Access/Furnace/Black



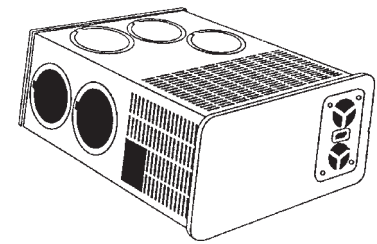
Suburban Quiet Furnace

143563-01-000 Furnace-35,000 BTU High-Quiet Furnace
 143563-03-01A Door-Access, Brt. White
 075697-07-703 Gasket-Motor
 098668-01-707 Tube Assembly, Exhaust w/Cap
 098668-01-713 Tube Assembly, Intake
 098668-01-716 Gasket-Firewall, Chamber Side
 098668-01-718 Valve-Gas SF S.N. 974903079
 098668-02-700 Burner Assembly, SF-30 & SF35
 098668-21-700 Switch-Micro-w/o Flag 3-1/4"
 098668-21-701 Switch-Limit
 098668-22-703 Gasket-Burner Access Cover
 098668-22-705 Module BD w/Relay Time Delay
 115764-01-01A Thermostat-Furnace
 139980-01-701 Electrode
 139980-01-710 Switch-On/Off
 139980-01-711 Panel Assembly-Module BD
 139980-01-712 Insulator-Module BD
 139980-01-713 Cap/Insulator-Module BD
 139980-01-714 Bushing-Universal
 139980-01-715 Bushing-Strain Relief
 143563-01-700 Cabinet-Front
 143563-01-701 Cabinet
 143563-01-702 Manifold Assembly
 143563-01-703 Orifice-Main Burner
 143563-01-704 Plate-Secondary Air/Top Back
 143563-01-705 Plate-Secondary Air/Top Front
 143563-01-706 Plate-Secondary Air/Bottom
 143563-01-707 Pipe Assembly (Gas Inlet)
 143563-01-708 Box Asm. (Comb. Air Intake)
 143563-01-709 Gasket (Comb. Air Housing)
 143563-01-710 Wheel (Combustion Air)
 143563-01-711 Housing (Combustion Air)
 143563-01-712 Motor Assembly
 143563-01-713 Blower Assembly (Room Air)
 143563-01-714 Wheel-Room Air
 143563-01-715 Gasket-Firewall/Comb. Air
 098668-01-712 Board-Module



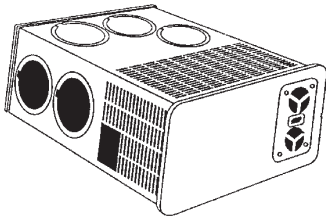
40,000 BTU Furnace

143563-02-000 Furnace-40,000 BTU, High, Quiet
 075697-07-703 Gasket-Motor
 098668-01-707 Tube Assembly, Exhaust w/Cap
 098668-01-713 Tube Assembly, Intake
 098668-01-716 Gasket-Firewall, Chamber Side
 098668-01-718 Valve-Gas, SF S.N. 974903079
 098668-11-701 Burner Assembly, SF-42F
 098668-21-700 Switch-Micro, w/o Flag 3-1/4"
 098668-22-703 Gasket-Burner Access Cover
 098668-22-705 Module BD w/Relay Time Delay
 101990-01-714 Gasket-Microswitch
 139980-01-701 Electrode
 139980-01-710 Switch-On/Off
 139980-01-711 Panel Assembly-Module BD
 139980-01-712 Insulator-Module BD
 139980-01-713 Cap/Insulator-Module BD
 139980-01-714 Bushing, Universal
 139980-01-715 Bushing, Strain Relief
 143563-01-700 Cabinet, Front
 143563-01-702 Manifold Assembly
 143563-01-707 Pipe Assembly (Gas Inlet)
 143563-01-708 Box Asm (Comb. Air Intake)
 143563-01-709 Gasket (Comb. Air Housing)
 143563-01-710 Wheel (Combustion Air)
 143563-01-711 Housing (Combustion Air)
 143563-01-713 Blower Assembly (Room Air)
 143563-01-714 Wheel, Room Air
 143563-01-715 Gasket-Firewall/Comb. Air
 143563-02-700 Cabinet
 143563-02-701 Orifice, Main Burner
 143563-02-702 Plate-Secondary Air/Top Back
 143563-02-703 Plate-Secondary Air/Top Frt
 143563-02-704 Plate-Secondary Air/Bottom
 143563-02-705 Motor Assembly
 143563-02-706 Switch-Limit
 143563-02-707 Chamber Asm.-Final



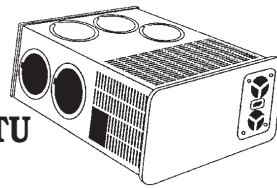
Suburban SF-20 Furnace

139980-01-000 Furnace-25,000 BTU SF Quiet
 098668-01-706 Wheel-Combustion Air
 098668-01-707 Tube Assembly-Exhaust w/Cap
 098668-01-711 Wheel-Blower, Room Air
 098668-01-713 Tube Assembly, Intake
 098668-01-716 Gasket-Firewall, Chamber Side
 098668-01-718 Valve-Gas SF S.N. 974903079
 098668-21-700 Switch-Micro w/o Flag 3-1/4"
 098668-21-701 Switch-Limit
 098668-22-703 Gasket-Burner Access Cover
 098668-22-705 Module Board w/Relay Time Delay
 101990-01-714 Gasket-Microswitch
 115764-01-01A Thermostat-Furnace
 139980-01-700 Manifold Assembly
 139980-01-701 Electrode
 139980-01-702 Pipe Assembly/Gas Inlet
 139980-01-703 Housing/Comb.-Front/Half
 139980-01-704 Housing/Comb.-Rear Half
 139980-01-705 Gasket/Firewall-Comb. Air
 139980-01-706 Motor Assembly w/Gasket
 139980-01-708 Blower Assembly-Room Air
 139980-01-709 Orifice Ring
 139980-01-710 Switch-On/Off
 139980-01-711 Panel Asm.-Module Board
 139980-01-712 Insulator-Module Board
 139980-01-713 Cap/Insulator-Module Board
 139980-01-714 Bushing-Universal
 139980-01-715 Bushing-Strain Relief
 139980-01-716 Chamber Assembly-Final




Suburban SF-30

- 139980-02-000 Furnace-30,000 BTU SF Quiet
- 098668-01-706 Wheel-Combustion Air
- 098668-01-707 Tube Assembly, Exhaust w/Cap
- 098668-01-711 Wheel-Blower, Room Air
- 098668-01-713 Tube Assembly, Intake
- 098668-01-716 Gasket-Firewall, Chamber Side
- 098668-01-718 Valve-Gas S.N. 974903079
- 098668-02-700 Burner Asm. SF-30 & SF-35
- 098668-21-700 Switch-Micro w/o Flag 3-1/4"
- 098668-21-701 Switch-Limit
- 098668-22-703 Gasket-Burner Access Cover
- 098668-22-705 Module Board w/Relay Time Delay
- 101990-01-714 Gasket-Microswitch
- 115764-01-01A Thermostat-Furnace
- 139980-01-700 Manifold Assembly
- 139980-01-701 Electrode
- 139980-01-702 Pipe Assembly/Gas Inlet
- 139980-01-703 Housing/Comb.-Front/Half
- 139980-01-704 Housing/Comb.-Rear Half
- 139980-01-705 Gasket/Firewall-Comb. Air
- 139980-01-706 Motor Assembly w/Gasket
- 139980-01-708 Blower Assembly-Room Air
- 139980-01-709 Orifice Ring
- 139980-01-710 Switch-On/Off
- 139980-01-711 Panel Asm.-Module Board
- 139980-01-712 Insulator-Module Board
- 139980-01-713 Cap/Insulator-Module Board
- 139980-01-714 Bushing-Universal
- 139980-01-715 Bushing-Strain Relief
- 139980-01-716 Chamber Assembly-Final
- 139980-07-000 Adapter-Vent Bottom SF-30/35
- 139980-08-000 Gasket-Bottom Vent SF 30/35
- 139980-02-700 Blower Asm. 1/2 Housing/Outer
- 139980-02-701 Blower Asm. 1/2 Housing/Inner



**Suburban SF-42
40,000 BTU
Furnace**

- 139980-04-000 Furnace 40,000 BTU SF Quiet (Pce. Parts Only)
- 098668-01-707 Tube Assembly, Exhaust w/Cap
- 098668-01-711 Wheel-Blower, Room Air
- 098668-01-713 Tube Assembly, Intake
- 098668-01-716 Gasket-Firewall, Chamber Side
- 098668-01-718 Valve-Gas SF S.N. 974903079
- 098668-11-701 Burner Asm. SF-42F
- 098668-20-700 Manifold Asm.
- 098668-21-700 Switch-Micro w/o Flag 3-1/4"
- 098668-22-702 Wheel-Combustion Air
- 098668-22-703 Gasket-Burner Access Cover
- 098668-22-705 Module Board w/Relay Time Delay
- 098668-22-706 Switch/Limit 195 Trip Temp
- 101990-01-714 Gasket-Microswitch
- 115764-01-01A Thermostat-Furnace
- 139980-01-701 Electrode
- 139980-01-702 Pipe Assembly/Gas Inlet
- 139980-01-703 Housing/Comb.-Front Half
- 139980-01-704 Housing/Comb.-Rear Half
- 139980-01-705 Gasket/Firewall-Comb. Air
- 139980-01-709 Orifice Ring
- 139980-01-710 Switch-On/Off
- 139980-01-711 Panel Assembly-Module Board
- 139980-01-712 Insulator-Module Board
- 139980-01-713 Cap/Insulator Module Board
- 139980-01-714 Bushing-Universal
- 139980-01-715 Bushing-Strain Relief
- 139980-04-700 Orifice Main Burner
- 139980-04-701 Motor Asm. w/Gasket
- 139980-04-702 Blower Asm./Room Air
- 139980-04-703 Chamber Asm. Final




VENTSHADE

The most durable, highest quality shade available. Easy to use, spring loaded VENTSHADE covers the entire vent to block out light. Housed in a white aluminum case to blend into RV interiors. Installs over 14" x 14" vents with four screws. Overall dimension of the case is 18-5/8" long x 2-1/2" wide. Vent cover is 15.7" x 15.7". Off-white in color.


- 144628-01-01A Shade-Vent Cover-15.7" x 15.7". O/W
- 144628-02-02A Shade-Screen Door, 22.3" x 33.4", Black
- 144628-03-01A Shade-Screen Door, 20.3" x 33.4", Brt. Wht./Taupe

Fan-Tastic Vent Parts

12 volt ceiling fan offering 3 speeds, remote wall thermostat, automatic dome operation and 4" garnish.




- 084079-11-000 Vent, Ceiling-Exhaust 4" 2000T, Off/White (Piece Parts Only)
- 084079-01-700 Cover, Vent w/Hinge & Slide
- 084079-01-707 Switch-Safety
- 084079-01-709 Switch-Main, 3 Speed
- 084079-01-710 Thermostat
- 084079-11-703 Motor-Lift, w/Cap (Autotrol)
- 123780-03-700 Garnish Int. 3"-4" Bright White
- 009440-01-000 Gear/Arm Lift Roof Vent Cover



Ceiling Vent 2000T

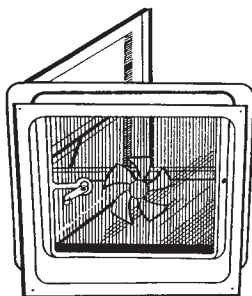
- 084079-16-000 Vent-Ceiling, Exh. 3.25 T-Stat (Piece Parts Only)
- 084079-01-707 Switch-Safety
- 084079-01-709 Switch-Main, 3-Speed
- 084079-01-710 Thermostat
- 084079-11-703 Motor-Lift, w/Cap (Autotrol)
- 084079-01-700 Cover-Vent, w/Hinge & Slide
- 123780-03-700 Garnish Int. 3"-4" Bright White
- 009440-01-000 Gear/Arm Lift Roof Vent Cover



Fan-Tastic Vent

16-1/2" x 16-1/2" x 4-1/2".

084079-03-000 Vent w/o Reverse Off White 3/4" Roof Garnish (Piece Parts Only)
 084079-05-000 Vent w/o Reverse w/Thermostat Off White 1-7/8" Roof Garnish (Piece Parts Only)
 084079-01-710 Thermostat
 084079-01-700 Vent Cover (Smoke)
 084079-01-709 On/Off Switch
 084079-01-705 Motor
 084079-01-704 Blade-Fan
 084079-01-707 Safety-Switch
 084079-03-700 Screen Asm. Thin Roof
 009440-01-000 Gear-Arm, Roof Vent
 123780-03-700 Garnish Int. 3"-4" Bright White



Powered Roof Vent

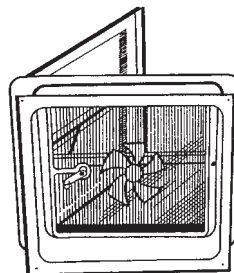
110051-03-01A Vent Roof, Powered 2" Roof (Piece Parts Only)
 048648-01-000 Motor 12 Volt Non-Vented
 048649-01-000 Fan-Plas. 6", 6 Bladed
 064470-01-700 Cover Vent, w/o Slide Bar
 110051-01-700 Screen and Frame 2"
 064470-01-701 Slide Bar (Vent Lid)
 110051-03-700 Switch-Black, Push Button
 009440-01-000 Gear Arm-Roof Vent Cover
 122882-01-702 Handle-Crank, White
 110051-11-700 Garnish-Interior, 3"



Power Roof Vent


12 volt. 14" x 14".

064469-08-000 Manual Lift Fan, CSA, Radius Corner (Piece Parts Only)
 064469-03-700 Switch On/Off/On
 064469-03-702 Vent Lid (White)
 064469-03-706 Lift Mechanism
 110051-07-701 Motor-Lift, w/Brkt.-Gear
 064469-03-708 Gear Drive (Supply Ser. # when ordering)
 048648-01-000 Motor 12V Non-Vented
 048649-01-000 Fan Blade
 110051-01-700 Screen & Frame 2", f/Non-Pwr.
 064470-01-700 Cover-Vents w/o Slide Bar



Powered Roof Vent


110051-04-01A Vent-Roof, Powered 4" Roof (Piece Parts Only)
 048648-01-000 Motor-12V Non-Vented 1/8 SFT
 048649-01-000 Fan-Plas-6 In 6 Bladed
 064470-01-700 Cover-Vent, w/o Slide Bar
 064470-01-701 Slide Bar, Vent-Lid
 122882-07-01A Garnish-Interior, 2.5" - 4.1"
 110051-03-700 Switch-Black, Push Button
 009440-01-000 Gear Arm Roof Vent Cover
 122882-01-702 Handle-Crank, White
 122882-01-701 Screen/Frame, Wht.



Non-Power Roof Vent

110051-02-01A Vent Roof, Non-Powered 4" Roof (Pce. Parts Only)
 064470-01-700 Cover Vent, w/o Slide Bar
 064470-01-701 Slide Bar (Vent Lid)
 122882-07-01A Garnish-Interior, 2.5" - 4.1"
 009440-01-000 Gear, Arm-Roof Vent Cover
 122882-01-702 Handle-Crank, White
 064469-03-700 Switch-Rocker, Mom/Off/Mom
 122882-01-701 Screen/Frame, Wht.

110051-01-01A Vent Roof, Non-Powered 2" Roof (Pce. Parts Only)
 064470-01-700 Cover Vent, w/o Slide Bar
 110051-01-700 Screen and Frame 2" f/Non-Power
 064470-01-701 Slide Bar (Vent Lid)
 009440-01-000 Gear Arm-Roof Vent Cover
 122882-01-702 Handle-Crank, White
 110051-11-700 Garnish-Interior, 3"

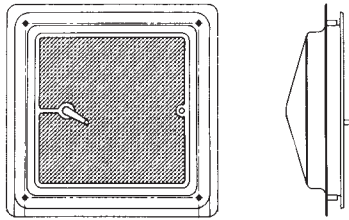


Power Roof Vent w/Lift

110051-07-01A Vent Roof, Power w/Lift 2" Roof (Pce. Parts Only)
 048648-01-000 Motor 12 Volt Non-Vented
 048649-01-000 Fan-Plas. 6", 6 Bladed
 064469-03-708 Gear Drive
 064470-01-700 Cover Vent, w/o Slide Bar
 110051-07-700 Screen and Frame f/Power Lift 2"
 064470-01-701 Slide Bar (Vent Lid)
 110051-03-700 Switch-Black, Push Button
 110051-07-701 Motor-Lift, w/Brkt.-Gear
 009440-01-000 Gear-Arm, Roof Vent Cover
 064469-03-700 Switch-Rocker, Mom/Off/Mom
 110051-11-700 Garnish-Interior, 3"

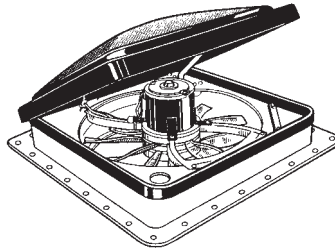
110051-08-01A Vent Roof, Power w/Lift 4" Roof (Pce. Parts Only)
 048648-01-000 Motor 12 Volt Non-Vented
 048649-01-000 Fan-Plas. 6", 6 Bladed
 064469-03-708 Gear Drive
 064470-01-700 Cover Vent, w/o Slide Bar
 110051-01-705 Screen and Frame f/Pwr. Lift 4"
 064470-01-701 Slide Bar (Vent Lid)
 122882-07-01A Garnish-Interior, 2.5" - 4.1"
 110051-07-701 Motor-Lift, w/Brkt.-Gear w/3/16" Shaft
 009440-01-000 Gear Arm, Roof Vent Cover

110051-11-01A Vent Roof, Pwr. w/Lift 3" Roof (Pce. Parts Only)
 064469-03-708 Gear-Drive
 064470-01-700 Cover-Vent, w/o Slide Bar
 064470-01-701 Slide Bar (Vent Lid)
 110051-01-705 Screen & Frame f/Pwr. Lift 4"
 110051-11-700 Garnish-Interior, 3"
 048648-01-000 Motor-12V, Non-Vented 1/8 Shaft
 048649-01-000 Fan-Plastic, 6 In 6 Bladed
 110051-07-701 Motor-Lift, w/Brkt. Gear
 009440-01-000 Gear-Arm Lift, Roof Vent Cover
 122882-04-700 Screen
 064469-03-700 Switch-Rocker, Mom/Off/Mom



Power Roof Vent

110051-10-01A Vent, Roof, Pwr. w/Lift 4" Roof (Pce. Parts Only)
 048648-01-000 Motor 12V, Non-Vented
 048649-01-000 Fan Plas. 6", 6 Bladed
 064469-03-708 Gear Drive
 110051-01-705 Screen and Frame f/Pwr. Lift 4"
 064470-01-700 Cover Vent, w/o Slide Bar
 064470-01-701 Slide Bar (Vent Lid)
 122882-07-01A Garnish-Interior, 2.5" - 4.1"
 110051-07-701 Motor-Lift, w/Brkt.-Gear
 009440-01-000 Gear-Arm Lift, Roof Vent
 064469-03-700 Switch-Rocker, Mom/Off/Mom



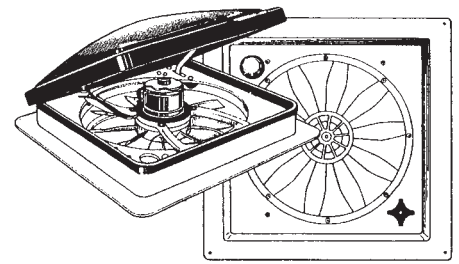
Roof Vent

123780-03-01A Vent-Roof, 3" - 4" w/Fan, w/o Thermostat, w/o Power Lift/White Cover
 009440-01-000 Gear-Arm Lift, Roof Vent Cover
 084079-01-704 Blade-Fan
 084079-01-705 Motor
 084079-01-707 Switch-Safety
 084079-01-709 Switch-Main, 3-Speed
 123780-01-700 Cover-Vent w/Hinge & Slide
 123780-01-701 Garnish, Int., 3/4" - 1", Brt. White
 123780-01-702 Screen w/Frame
 123780-05-700 Base-Main, Brt. White
 123780-03-700 Garnish-Int. 3" - 4", Brt. White

123780-07-01A Vent-Roof, 4.5" Roof, w/Fan, w/o Thermostat, w/o Power Lift (Pce. Parts Only)
 009440-01-000 Gear-Arm Lift, Roof Vent Cover
 084079-01-704 Blade-Fan
 084079-01-705 Motor
 084079-01-707 Switch-Safety
 084079-01-709 Switch-Main, 3-Speed
 123780-01-700 Cover-Vent w/Hinge & Slide
 123780-01-702 Screen w/Frame
 123780-05-700 Base-Main, Brt. White
 123780-07-700 Garnish-Int. 4.5", Brt. White


123780-09-01A Vent-4" Roof, w/Fan, Double Dome, w/o Thermostat, w/o Power Lift
 009440-01-000 Gear-Arm Roof Vent Cover
 084079-01-704 Blade-Fan
 084079-01-705 Motor
 084079-01-707 Switch-Safety
 084079-01-709 Switch-Main, 3 Speed
 123780-01-702 Screen w/Frame
 123780-03-700 Garnish-Interior 3"-4" Brt. White
 123780-03-701 Screen Asm. 3"-4" w/Switch
 123780-05-700 Base-Main, Bright White
 123780-09-700 Dome/White-Insulated

123780-10-01A 4" Roof Vent w/Fan, w/Power Lift, Insulated, w/o Thermostat
 084079-01-704 Blade-Fan
 084079-01-707 Switch-Safety
 084079-01-709 Switch-Main, 3 Speed
 084079-11-703 Lift Knob Only
 123780-01-702 Screen w/Frame
 123780-03-700 Garnish-Interior 3"-4" Brt. Wht.
 123780-05-700 Base-Main, Bright White
 123780-09-700 Dome/White, Insulated
 009440-01-000 Gear/Arm Lift, Roof Vent Cover
 084079-01-710 Thermostat-Wall Mount



Fan-Tastic Vent

123780-12-01A Fan-Tastic Vent, 2.5" Roof Vent, w/Fan, Double Dome, w/o Thermostat, w/o Power Lift
 009440-01-000 Gear-Arm, Roof Vent Cover
 084079-01-704 Blade-Fan
 084079-01-705 Motor
 084079-01-707 Switch-Safety
 084079-01-709 Switch-Main, 3 Speed
 123780-01-702 Screen w/Frame
 123780-03-700 Garnish-Int. 3"-4", Brt. Wht.
 123780-03-701 Screen Asm. 78-100mm w/Switch
 123780-05-700 Base-Main, Brt. Wht.
 123780-09-700 Dome/White, Insulated



Fan-Tastic Vent

123780-13-01A 1" Roof, w/Fan, Insulated, w/o Thermostat, w/o Power Lift (Pce. Parts Only)
 009440-01-000 Gear-Arm-Roof Vent Cover
 084079-01-704 Blade-Fan
 084079-01-705 Motor
 084079-01-707 Switch-Safety
 084079-01-709 Switch-Main, 3 Speed
 123780-01-701 Garnish-Interior 3/4"-1", Brt. Wht.
 123780-01-703 Screen Asm. 15-25mm w/Switch
 123780-05-700 Base-Main, Brt. Wht.
 123780-09-700 Dome/Wht.-Insulated



Fan-Tastic Vent

123780-21-701 Base/Main w/Micro Switch/Seal
 123780-21-703 Screen Kit w/Ring/Circuit Board
 123780-21-704 Circuit Board 102C
 123780-22-701 Seal/Rubber, 4-1/2" w/Glue
 123780-22-704 Travel Lock Asm.
 123780-22-705 Garnish, 3-1/2" Clamp Style, White
 123780-23-700 Dome/DbL. w/Slide/Hinge-White
 123780-24-01A Vent-4" Roof w/Fan/Pwr. Lift/DbL. Dome/Therm., White
 009440-01-000 Gear-Arm, Roof Vent
 084079-01-704 Blade-Fan
 084079-01-707 Switch-Safety
 084079-01-709 Switch-Main-3-Speed
 084079-01-710 Thermostat (Wall Mount) Any Color
 123780-01-702 Screen Insert (Screen Ring)
 123780-16-702 Switch-Rocker, Off/On, Black
 084079-11-701 Arm-Lift Assembly, Automatic
 084079-11-707 Motor-Auto Lift, Wht.-Cap Ext.
 123780-26-700 Motor & Fan Blade w/Bracket



Fan-Tastic Vent

123780-14-01A Ventilator- 3"-4", Roof w/Fan/Thermostat/Power Lift/Single White Cover
 009440-01-000 Gear-Arm-Roof Vent
 084079-01-704 Blade-Fan
 084079-01-707 Switch-Safety
 084079-01-709 Switch-Main-3 Speed
 084079-11-703 Motor/Auto Lift Off/Wht Cap
 123780-01-700 Cover-Vent w/Hinge & Slide
 123780-01-702 Screen Insert (Screen Ring)
 123780-03-700 Garnish-Int. 3"-4", Brt/Wht
 123780-05-700 Base/Main-Brt Wht w/Gasket

123780-15-01A Vent-3" Roof w/Fan/Power Lift/Thermostat/Rain Sensor/Double Dome
 009440-01-000 Gear-Arm-Roof Vent
 084079-01-704 Blade-Fan
 084079-01-707 Switch-Safety
 084079-01-709 Switch-Main-3 Speed
 084079-01-710 Thermostat (Wall Mt) Any Color
 084079-11-703 Motor/Auto Lift Off/Wht Cap
 123780-01-702 Screen Insert (Screen Ring)
 123780-03-700 Garnish-Int. 3"-4", Brt/Wht
 123780-05-700 Base/Main-Brt Wht w/Gasket
 123780-09-700 Dome (Double) Wht Transparent

123780-16-01A Ventilator-Double Domed, 4" Roof w/Fan/Power-Lift/Thermostat, White
 009440-01-000 Gear-Arm-Roof Vent
 084079-01-704 Blade-Fan
 084079-01-707 Switch-Safety
 084079-01-709 Switch-Main-3 Speed
 084079-01-710 Thermostat (Wall Mt) Any Color
 084079-11-703 Motor/Auto Lift Off/Wht Cap
 123780-01-702 Screen Insert (Screen Ring)
 123780-03-700 Garnish-Int. 3"-4", Brt/Wht
 123780-05-700 Base/Main-Brt Wht w/Gasket
 123780-09-700 Dome (Double) Wht Transparent
 123780-16-701 Thermal Protector
 123780-16-702 Switch-Rocker-Off/On, Black

123780-17-01A Fan-Tastic Vent, 4" Roof, w/Fan/Pwr. Lift/Rain Sensor/DbL. Dome-White
 009440-01-000 Gear-Arm-Roof Vent
 084079-01-704 Blade-Fan
 084079-01-707 Switch-Safety
 084079-01-709 Switch-Main-3 Speed
 084079-11-703 Motor/Auto Lift Off/Wht Cap
 123780-01-702 Screen Insert (Screen Ring)
 123780-03-700 Garnish-Int. 3"-4", Brt/Wht
 123780-05-700 Base/Main-Brt Wht w/Gasket
 123780-09-700 Dome (Double) Wht Transparent

123780-18-01A Fan-Tastic Vent, 4" Roof, w/Fan/Pwr. Lift/Thermostat/Rain Sensor/DbL. Dome-White
 009440-01-000 Gear-Arm-Roof Vent
 084079-01-704 Blade-Fan
 084079-01-707 Switch-Safety
 084079-01-709 Switch-Main-3 Speed
 084079-01-710 Thermostat (Wall Mt) Any Color
 084079-11-703 Motor/Auto Lift Off/Wht Cap
 123780-01-702 Screen Insert (Screen Ring)
 123780-03-700 Garnish-Int. 3"-4", Brt/Wht
 123780-05-700 Base/Main-Brt Wht w/Gasket
 123780-09-700 Dome (Double) Wht Transparent



Fan-Tastic Vent

123780-25-01A Vent-4" Roof w/Fan/Pwr. Lift/Rain Sensor/DbL. Dome, Wht.
 123780-22-701 Seal/Rubber 4-1/2" w/Glue
 123780-22-704 Travel Lock Asm.
 123780-22-705 Garnish-3-1/2" Clamp Style, Wht.
 009440-01-000 Gear-Arm, Roof Vent
 084079-01-704 Blade-Fan
 084079-01-707 Switch-Safety
 084079-01-709 Switch-Main-3-Speed
 084079-01-710 Thermostat (Wall Mount) Any Color
 084079-11-703 Motor/Auto Lift Off Wht. Cap
 123780-01-702 Screen Insert (Screen Ring)
 123780-03-700 Garnish-Interior, 3"-4" Brt. Wht.
 123780-05-700 Base/Main, Brt. Wht. w/Gasket
 123780-09-700 Dome (Double) Wht. Transparent
 084079-11-707 Motor-Auto Lift, Wht. Cap/Ext.

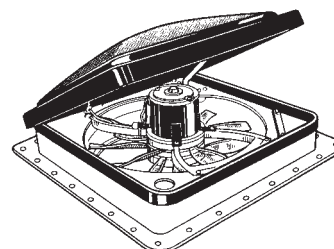
CONTINUED NEXT COLUMN

123780-26-700 Motor & Fan Blade w/Bracket
 123780-23-700 Dome/DbL. w/Slide/Hinge White
 123780-01-700 Cover/Dome w/Hinge & Slide, Wht. Translucent
 123780-16-702 Switch-Rocker Off/On, Black
 123780-21-702 Switch-Up/Down



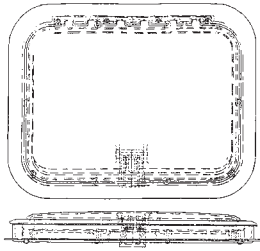
Fan-Tastic Vent

123780-27-01A Fan-Tastic Vent-4" Roof w/Fan/Pwr. Lift/Sgl. Dome/w/o Therm., Wht.
 084079-01-707 Switch-Safety
 084079-01-709 Switch-Main, 3-Speed
 084079-11-707 Motor-Auto Lift-Wht. Cap/Ext.
 123780-01-702 Screen Insert (Screen Ring)
 123780-16-700 Knob-Blk./Automatic Lift Motor
 123780-22-700 Cover-Vent w/Hinge & Slide
 123780-22-701 Seal/Rubber-4-1/2" w/Glue
 123780-22-702 Base/Main-w/Lock/Seal/Arm
 123780-22-703 Screen Kit w/Ring/Arm/Lock
 123780-22-704 Travel Lock Assembly
 123780-22-705 Garnish-3-1/2" Clamp Style-White
 123780-26-700 Motor & Fan Blade w/Bracket
 123780-26-701 Blade/Fan-12" Opaque White
 123780-27-700 Switch-Up/Down (DM Series)
 009440-01-000 Gear-Arm, Roof Vent



Fan-Tastic Vent

123780-21-01A Vent-4" w/Fan/Pwr. Lift/DbL. Dome w/o Therm., Wht.
 084079-01-704 Blade Fan
 084079-01-707 Switch-Safety
 084079-01-709 Switch-Main, 3-Speed
 084079-11-707 Motor-Auto Lift-White Cap/Ext.
 123780-01-702 Screen Insert (Screen Ring)
 123780-16-702 Switch-Rocker-Off/On Black
 123780-21-701 Base/Main w/Micro Switch/Seal
 123780-21-702 Switch-Up/Down (DM Series)
 123780-21-703 Screen Kit w/Ring/Circuit Board
 123780-21-704 Circuit Board, 102C
 123780-22-701 Seal/Rubber 4-1/2" w/Glue
 123780-22-704 Travel Lock Assembly
 123780-22-705 Garnish 3-1/2" Clamp Style-White
 123780-23-700 Dome/DbL. w/Slide/Hinge-White
 123780-26-700 Motor & Fan Blade w/Bracket
 009440-01-000 Gear/Arm, Lift-Roof Vent Cover



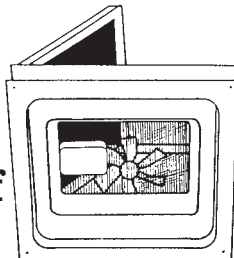
Roof Vent Asm.

113349-01-000 Vent Asm.-Roof
113349-01-700 Cover



Fan-Tastic Vent

123780-23-01A Vent-3" Roof w/Fan/Pwr. Lift/Therm/Rain Sensor/Dbl. Dome, Wht.
123780-22-704 Travel Lock Asm.
123780-16-702 Switch-Rocker-Off/On, Black
123780-22-701 Seal/Rubber, 4-1/2" w/Glue
123780-23-700 Dome/Dbl. w/Slide/Hinge-White
009440-01-000 Gear, Arm, Roof Vent
084079-01-704 Blade-Fan
084079-01-707 Switch-Safety
084079-01-709 Switch-Main, 3-Speed
084079-01-710 Thermostat (Wall Mount) Any Color
123780-01-702 Screen Insert (Screen Ring)
123780-03-700 Garnish-Int., 3"-4" Brt./Wht.
123780-05-700 Base/Main, Brt. Wht. w/Gasket
123780-09-700 Dome (Double) Wht. Transparent
084079-11-707 Motor-Auto Lift Wht. Cap/Ext.
123780-01-700 Cover-Vent w/Hinge & Slide
123780-22-705 Garnish-3-1/2" Clamp Style-White
123780-26-700 Motor & Fan Blade w/Bracket



Power Roof Vent

110051-12-01A Vent-Roof, Pwr. w/Lift 3" Roof (Pce. Parts Only)
064470-01-701 Slide Bar (Vent Lid)
048648-01-000 Motor-12V, Non-Vented 1/8 Shaft
048649-01-000 Fan-Plastic 6" 6-Bladed
064469-03-708 Gear-Drive
064470-01-700 Cover-Vent, w/o Slide Bar
110051-01-705 Screen & Frame f/Pwr. Lift 4"
110051-07-701 Motor-Lift, w/Brkt.-Gear
009440-01-000 Gear-Arm Lift, Roof Vent Cover
064469-03-700 Switch-Rocker, Mom/Off/Mom



Fan-Tastic Vent

123780-26-01A Fan-Tastic Vent, 4" Roof w/Fan/Dbl. Dome w/o Therm/Pwr. Lift
084079-01-707 Switch-Safety
084079-01-709 Switch-Main, 3-Speed
123780-01-702 Screen Insert (Screen Ring)
123780-16-700 Knob-Black/Automatic Lift Motor
123780-21-700 Fuse Holder w/4 Amp Fuse
123780-22-700 Cover-Vent w/Hinge & Slide
123780-22-701 Seal/Rubber, 4-1/2" w/Glue
123780-22-702 Base/Main w/Lock/Seal/Arm
123780-22-703 Screen Kit w/Ring/Arm/Lock
123780-22-704 Travel Lock Assembly
123780-22-705 Garnish 3-1/2" Clamp Style-White
123780-26-700 Motor & Fan Blade w/Blade
123780-26-701 Blade/Fan-12" Opaque White
009440-01-000 Gear/Arm, Lift, Roof-Vent Cover



Power and Non-Power Roof Vent

Pce. Parts

One piece plastic dome. Base is constructed of aluminum.

POWER
090393-01-Y12 Off White 1-7/8" Roof Garnish (Piece Parts Only)
090394-01-Y12 Off White 1" Roof Garnish (Piece Parts Only)
048648-01-000 Fan Motor
048649-01-000 Plastic Fan Blade 6 Bladed
055218-01-000 Cover Asm.-Roof Vent
016336-01-000 Cover w/Hump 14" x 14"
009440-01-000 Gear Arm Lift, Roof Vent Cover
009439-01-000 Silver Crank
009439-05-000 Black Knob
NON-POWER
090392-01-Y12 Off White 1-7/8" Roof Garnish (Piece Parts Only)
090395-01-Y12 Off White 1" Roof Garnish (Screen Asm. Not Included) (Piece Parts Only)
078786-01-Y12 Screen Asm. Off White
055218-01-000 Cover Asm.-Roof Vent
016336-01-000 Cover w/Hump 14" x 14"
009440-01-000 Gear Arm Lift, Roof Vent Cover
009439-01-000 Silver Crank
009439-05-000 Black Knob
015911-01-000 Slide Track



Elixir Vents

The EZ-Mount™ Roof Vent significantly reduces installation cost, as there are only four internal fasteners to be used. No external screws are used which eliminates the possibility of water seeping past fasteners.

122882-01-01A Vent-Roof, Non-Powered V971201
009440-01-000 Gear-Arm Lift, Roof Vent Cover
064470-01-700 Cover-Vent, w/o Slide Bar
064470-01-701 Slide Bar, Vent Lid
122882-01-701 Screen
122882-01-702 Handle, Crank-White Metal
****If complete unit is needed, order part 122882-06-01A or 122882-07-01A**
122882-02-01A Vent-Roof, Powered V971202
009440-01-000 Gear-Arm Lift, Roof Vent Cover
048648-01-000 Motor-12V Non-Vented 1/8" SFT
048649-01-000 Fan-Plastic 6 Inch 6 Bladed
064470-01-700 Cover-Vent w/o Slide Bar
064470-01-701 Slide Bar-Vent Lid
110051-03-700 Switch-Black/Push Button
122882-01-701 Screen
122882-01-702 Handle, Crank-White Metal
****If complete unit is needed, order part 122882-06-01A or 122882-07-01A**
122882-03-01A Vent-Roof, w/Fan, w/o Inside Garnish-White
009440-01-000 Gear-Arm, Roof Vent
048648-01-000 Motor-12V-Non Vented, 1/8 SFT
048649-01-000 Fan-Plastic, 6", 6 Bladed
064470-01-700 Cover-Vent
064470-01-701 Slide Bar-Vent Lid
110051-03-700 Switch-Black/Push Button
122882-01-701 Screen
122882-01-702 Handle-Crank-White
122882-04-01A Vent-Roof, Power w/Lift w/Fan V971232 (Pce. Parts Only)
048648-01-000 Motor-12V Non-Vented 1/8" SFT
048649-01-000 Fan-Plas. 6 Inch, 6 Bladed
064469-03-708 Gear-Drive
064470-01-700 Cover-Vent w/o Slide Bar
064470-01-701 Slide Bar-Vent Lid
110051-07-701 Motor-Lift, w/Bracket-Gear 3/16"
122882-04-700 Screen
****If complete unit is needed, order part 122882-06-01A or 122882-07-01A**
122882-05-01A Vent-Roof, Power w/Lift w/Fan V971235
048648-01-000 Motor-12V Non-Vented 1/8" SFT
048649-01-000 Fans-Plas. 6 in. 6-Bladed
064469-03-708 Gear Drive
064470-01-700 Cover-Vent w/o Slide Bar
064470-01-701 Slide Bar-Vent Lid
110051-07-701 Motor-Lift w/Bracket Gear
122882-04-700 Screen
122882-01-702 Handle, Crank-White Metal
****If complete unit is needed, order part 122882-06-01A or 122882-07-01A.**
122882-06-01A Vent-Roof, Garnish 1"-2.5", White, JRP2101
122882-07-01A Vent-Roof, Garnish 2.5"-4.1", White JRP2103



Ceiling Fan 35"

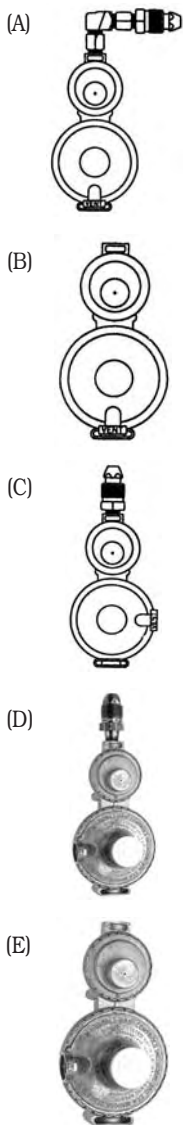
A unique 12-volt D.C. powered ceiling fan, 2-speed, reversible motor, CSA/US approved.

- 139134-01-01A Fan-Ceiling, 35", Antique Brass (Pce. Parts Only)
- 139134-01-700 Blades 36" Wht. Matte (4 Pce. Set)
- 139134-01-703 Housing-Motor Slide Switch
- 139134-01-704 Housing-Motor
- 139134-01-705 Hardware Package
- 139134-01-709 Balancing Kit-Clip/Plates
- 139134-01-710 Noise Kit-Washers

- 139134-01-02A Fan-Ceiling, 35", Bright Brass (Pce. Parts Only)
- 139134-01-711 Blades 36" Wht. Matte
- 139134-01-712 Motor
- 139134-01-713 Holder/Blade
- 139134-01-714 Switch/Slide, Motor Housing
- 139134-01-715 Housing/Motor
- 139134-01-707 Disc f/Blade Holder, Brass
- 139134-01-709 Balancing Kit-Clip/Plates
- 139134-01-710 Noise Kit-Washers

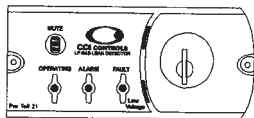
- 139134-01-03A Fan-Ceiling, 35", Satin Nickel w/o Switch
- 139134-01-711 Blades 36", White Matte
- 139134-01-708 Disc f/Blade Holder-Chrome
- 139134-01-709 Balancing Kit-Clip/Plates
- 139134-01-710 Noise Kit-Washers
- 139134-01-712 Motor
- 139134-01-718 Holder/Blade (4 Pce. Set) Nickel
- 139134-01-719 Housing/Motor-Nickel

- 139134-01-04A Fan-Ceiling, 35", Rubbed Bronze w/o Switch (Pce. Parts Only)
- 139134-01-709 Balancing Kit-Clip/Plates
- 139134-01-710 Noise Kit-Washers
- 139134-01-711 Blades (36") White Matte
- 139134-01-717 Motor-Fan, w/1.25" Mount Brackets
- 139134-01-712 Motor-Fan, w/.75" Mount Brackets



Two-Stage Regulator

- (A) 106150-01-000 Regulator-Two Stage w/90° Elbow & 3/8" FPT Outlet
- (B) 106150-02-000 Regulator-Two Stage 1/4" FPT Inlet 3/8" FPT Outlet
- (C) 106150-03-000 Regulator-Two Stage 7/8-14 UNS2A LH Inlet 3/8" FPT Outlet
- (D) 106150-05-000 Regulator-Two Stage
- (E) 106150-06-000 Regulator-Two Stage



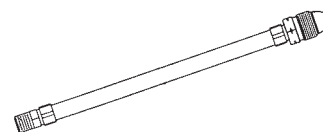
LP Gas Detector

- 150138-01-01A Detector-LP Gas (White)
- 150138-01-02A Detector-LP Gas (Brown)



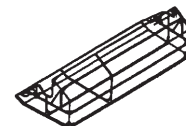
LP Hoses

- 045703-01-000 Hose-LP, 3/8"ID x 24"-3/8"MPT x 1/2"F Swivel-US
- 045703-05-000 Hose-LP, 3/8"ID x 28"-3/8"MPT x 1/2"F Swivel-US
- 045703-07-000 Hose-LP, 3/8"ID x 10"-3/8"MPT x 1/2"F Swivel-US
- 045703-09-000 Hose-LP, 3/8"ID x 24"-3/8"ID F Swivel x 3/8"ID F Swivel-US
- 045703-12-000 Hose-LP, 3/8"ID x 18"-3/8"MPT x 1/2"F Swivel-Canada
- 045703-13-000 Hose-LP, 3/8"ID x 120"-3/8"F Swivel x 1/2"F Swivel-US
- 045703-14-000 Hose-LP, 3/8"ID x 157.5"-1/2"F Swivel x 1/2"F Swivel-US
- 045703-15-000 Hose-LP, 3/8"ID x 142"-1/2"F Swivel x 3/8"F Swivel-US
- 045703-17-000 Hose-LP, 3/8"ID x 24"-1/2"F Swivel x 3/8"F Swivel-US
- 045703-19-000 Hose-LP, 3/8"ID x 102"-1/2"F Swivel x 3/8"F Swivel-US/CGA
- 045703-20-000 Hose-LP, 3/8"ID x 294"-1/2"F Swivel x 3/8"F Swivel-US/CGA
- 045703-21-000 Hose-LP, 3/8"ID x 60"-1/2"F Swivel x 3/8"F Swivel-US/CGA
- 045703-22-000 Hose-LP, 3/8"ID x 60"-1/2"F Swivel x 1/2"F Swivel-US/CGA
- 045703-24-000 Hose-LP, 3/8"ID x 197"-1/2"F x 3/8"F Swivel-US/CGA
- 045703-25-000 Hose-LP, 3/8"ID x 177"-US/CGA-1/2"F Swivel x 3/8"M FL-USA/CGA
- 045703-26-000 Hose-LP, 3/8"ID x 24"-1/4"MPT x 3/8"Flare-US/CGA
- 045703-27-000 Hose-LP, 3/8"ID x 13"-US/CGA-1/2"F Swivel x 3/8"F Swivel
- 045703-29-000 Hose-LP, 3/8"ID x 79.7"-1/2"F Swivel x 1/2"F Swivel
- 146989-01-000 Hose-LP 1/2" ID x 132", 5/8" Female, Swivel
- 146989-02-000 Hose-LP 1/2" ID x 96", 5/8" Female, Swivel
- 146989-03-000 Hose-LP 1/2" ID x 43.3", 5/8" Female, Swivel
- 045703-02-000 Hose-LP, 3/8" ID x 24", 3/8" MPT x 1/2"F Swivel, CSA
- 045703-31-000 Hose-LP, 3/8" x 214", 1/2" F Swivel x 3/8" M FL US/CSA
- 045703-32-000 Hose-LP 3/8" ID x 295", 1/2" F Swivel x 3/8" F Swivel US/CSA




Hi Pressure Hose Assembly

111218-01-000 Hose Asm. Hi Pressure, LP w/Pol.



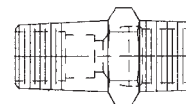
LP Tank Cover

138468-01-01A LP Tank Cover, Black




LP Tank Cover

128719-01-01A Cover-LP Tank, Black



Brass Valve Check

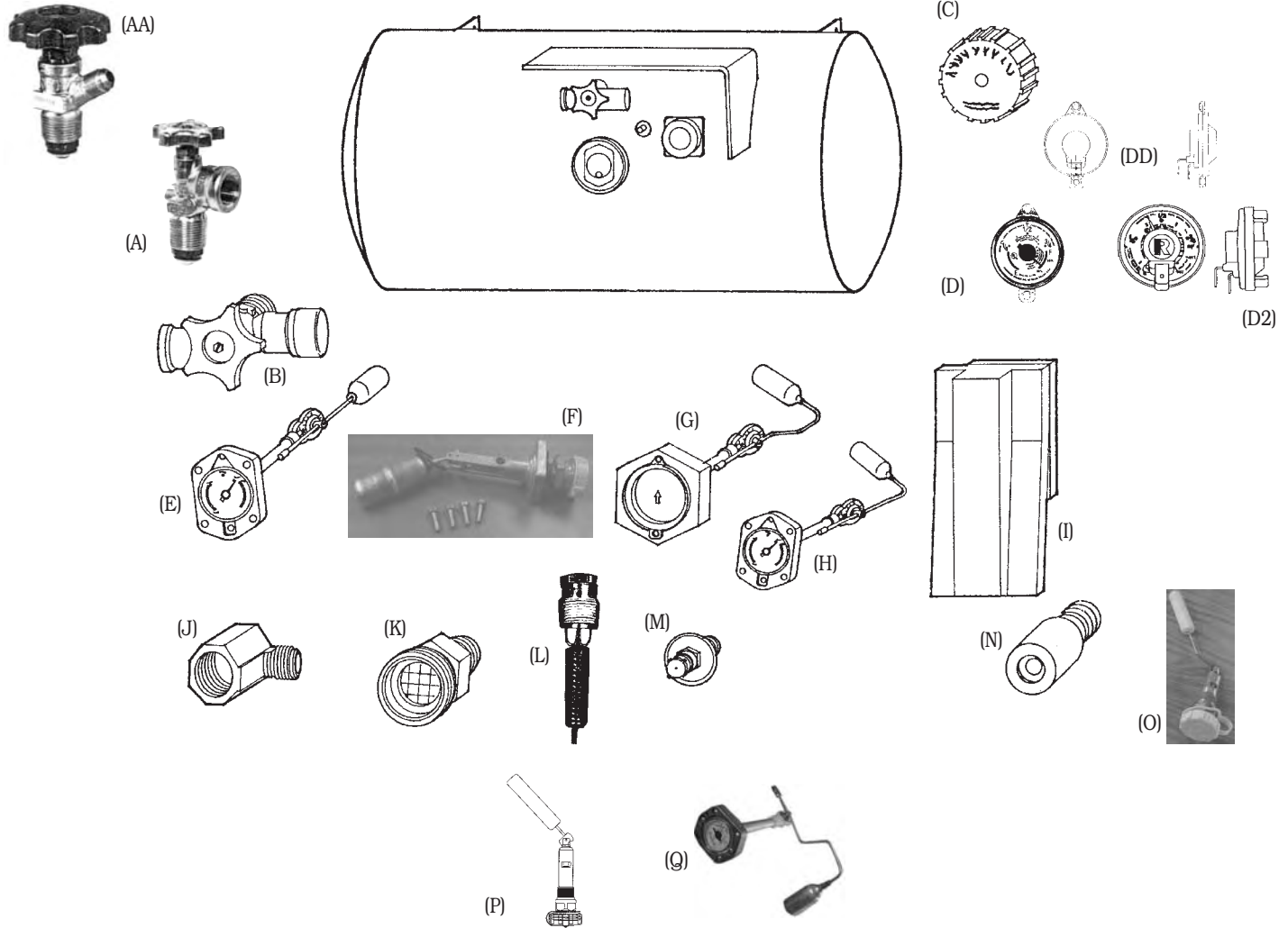
110438-02-000 Brass Valve Check 1/2" MPT x 1/2" MPT



Brass Valve Check

110438-01-000 Brass Valve Check Backflow Preventer 1/2" MPT x 1/2" FPT (Built in Anti-Siphon)

LP GAS



(AA) 040421-01-710 Valve-Liquid Service, Shut Off
(Rego 9101Y5) Brunner 910145

(A) 040421-01-712 Valve-Service w/o Vapor Relief

(B) 040421-01-703 Valve-Service w/Handwheel & Vapor Relief
(Rego 9106C0) Brunner G-1015

(C) 040421-01-702 Cap-LP Filler Valve, Plastic Yellow

(D) 040421-01-706 Dial-LP Tank Volume, Visible Face
White Plastic Back (MA-8 ROC)

(DD) 040440-02-000 Dial Transmitter, 0-90 OHM
Metal Back, 2 Term., Bolt On (Pwr./Ground)

(D2) 040440-03-000 Transmitter-Dial Snap On, 0-90 OHM, 2 Term. (Pwr./Ground)

(E) 040421-01-707 Float Asm. Bolt On f/Screw On Dial
*10-1/2", F/14" Dia. Tank, Brunner 6244-49

088253-09-700 Float Asm., Screw In f/Snap On Style Dial (Not Shown)

(G) 074039-01-700 Float Bolt On Screw On Dial

*8-3/4", F/10" Dia. Tank 6244-353, Manchester

074039-04-701 Float Asm. f/Snap On Gauge (Not Shown)

(H) 088253-01-700 Float Asm. Bolt On f/Screw On Style Dial

*12-7/8", F/16" Dia. Tank, 6244-50 Brunner

088253-01-702 Float Asm. Screw In f/Snap On Style Dial (Not Shown)

(H) 074142-01-701 Float/Bolt On Screw On Dial

080450-01-701 Float/Screw In Snap On Dial (Not Shown)

(F) 040421-01-711 Valve w/Fill Adapter-4 Bolt

(I) 105658-01-000 Compartment LP Regulator

For '92 Coaches To Current

(J) 065318-02-000 Elbow 90°, 3/8" MPT to 3/8" FPT

(K) 040421-01-701 Valve-Short LP Filler w/Yellow Cap Brunner 75478

(L) 040421-01-713 Valve-Relief 1" w/Spring 7"

040421-01-714 Valve Relief 3/4" w/Spring 7"

(M) 040421-01-700 Valve-Liquid Level, 20% LP Brunner G-1013

(N) 106846-01-000 Valve-Relief

111219-01-706 Float Asm. f/Snap on Gauge (Not Shown)

118822-01-700 Float Asm. Bolt On f/Screw On Style Dial (Not Shown)

091970-01-700 Float Asm. Bolt On f/Screw On Style Dial (Not Shown)

091970-01-701 Float Asm. Screw In f/Snap On Style Dial (Not Shown)

(O) 140000-01-705 Valve/Fill-w/80% Fill

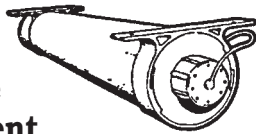
(P) 144116-01-701 Valve/Fill 80% w/Yellow Cap

(Q) 144116-04-700 Float/Sending Unit w/o Dial

* Maximum dimension from back of flange to end of float.

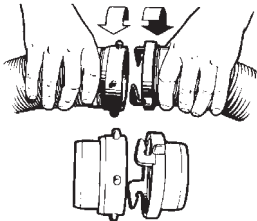
Sewer Hose Compartment

129850-01-01A Compartment-Sewer Hose, Stores 20' of Hose, White



Connector

103354-01-000 Quick Connect Connector



Termination Adapter 3"

Connects to 3" pipe and allows bayonet type applications.

062417-01-000 Termination Adapter 3"

Offset Reducer Adapter

3" x 1-1/2".


062422-01-000 Offset Reducer Adapter



Hose Adapter 3"

Bayonet type hose adapter connects to 3" pipe for easy sewer hose attachment.

062416-01-000 Hose Adapter 3"




Adapter

(A) 109450-01-000 Plastic Sewer Hose Adapter
 (B) 109571-01-000 Adapter 1-1/2" P x 1-1/4" MPT
 (B) 109571-02-000 Adapter 1-1/2" Hub x 1-1/2" MPT



Sewer Cap 3" and Cord

062415-01-000 Sewer Cap 3" and Cord
 062415-01-700 String-Sewer Cap

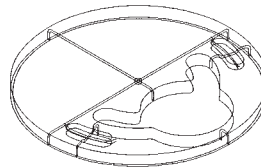


Deck Plate

(A) 092887-03-000 Hatch-Deck Plate, 4", Black Hatch/Plate 6.1" Flange/4.5" R.O., Black
 (B) 092887-04-000 Chain, 9"
 (C) 092887-02-000 Hatch-Deck Plate, 7.4" Flange/6.5" R.O., Black

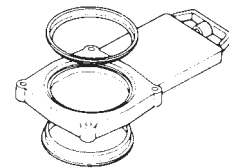
Hatch

M08628-01-H17 Hatch Asm. w/Foam Insert 3/4" x 11-1/2" Dia.-Black Plastic



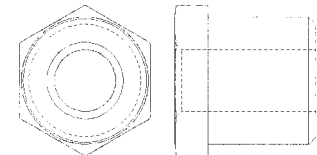
Plug and String

701724-02-000 3/4" Male



Replacement Valves

070916-01-701 1-1/2" Replacement Valve
 070916-01-700 Valve Only (Waste) 3"

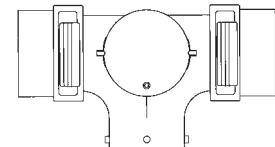


Bushing

068382-06-000 Bushing-Brass 3/8" MPT x 1/8" FPT


Dual Valve 3" x 1-1/2" Offset

070916-01-000 Dual Valve 3" x 1-1/2" Offset



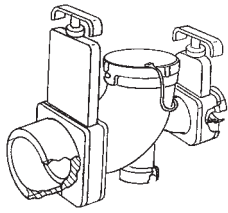
Dual Valve 3" x 3"

136143-01-000 Valve-Dual



Valve 1-1/2" With Handle

(A) 062421-01-000 Valve/Dump w/Handle 1-1/2" Hub x 1-1/2" Spigot
 (B) 062421-03-000 Valve/Dump w/o Handle 1-1/2" x 1-1/2" Hub
 062421-04-000 Cable/Rod f/Dump Valve w/Handle 36"
 062421-05-000 Cable/Rod f/Dump Valve w/Handle 48"
 062421-08-000 Cable/Rod f/Dump Valve w/Handle 108"
 062421-07-000 Cable/Rod f/Dump Valve w/Handle 144"



Triple Valve

For vehicles with 3 holding tanks, 3" slip, 3" bayonet w/cap, 1-1/2" hub, and 2" slip. 3" and 1-1/2" valves are included.

082696-01-000 Valve Asm. Waste, Triple

Valve

144728-01-000 Valve-Sewer Hose 3" (Quick Connect)
144728-01-700 Gasket-Rubber



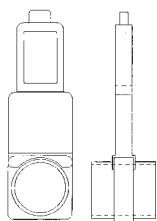
Bushing

010121-01-000 Bushing-Plastic Black 1-1/2" x 1-1/4"
010123-01-000 Bushing-Plastic Black, 2" x 1-1/2" Hub



Valve 3" With Handle

062418-01-000 Valve 3" w/Handle (Shown)
062418-03-000 Valve 3" Spigot x 3" Spigot



Valve

129147-01-000 Valve-3" Hub x 3" Hub, Remote

Valve 3" Offset w/2" Socket

072346-01-000 Valve
3" Offset w/2" Socket



Handle Only

062419-06-000 Handle Only-T



Bracket, Valve Locking

062419-05-000 Bracket, Valve Locking (Shown)
062419-04-000 Handle/Rod-Extension w/Threaded End, 55"



Extension Only

062419-07-000 36" Extension Only, Tapped End (Shown)
062419-10-000 Handle Extension w/Tapped End, 24"
062419-11-000 Handle Extension w/Tapped End, 17"

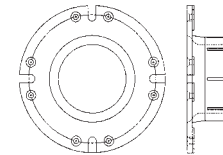
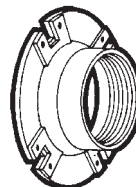


Covered Vent Pipe

1-7/8" I.S.
083558-03-000 Off White

Closet Flange

063641-01-000 Flange-Closet, 4" x 3"



Closet Flange

148914-01-000 Flange-Closet, 4" x 3"

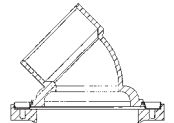
Closet Flange

024676-01-000 Flange-Closet, 4"x3", Black Plastic



Closet Flange

151541-01-000 Flange-Closet, Elbow-Swivel 4" x 3"




Sewer Hose

139513-01-000 Hose-Sewer, 3" x 10' w/Adapter
139513-02-000 Hose-Sewer, 3" x 20' w/Adapter



Reducer Bushing

010122-01-000 Bushing/Plastic Reducer 1-1/2" Smooth x 1-1/4" Thread-Black



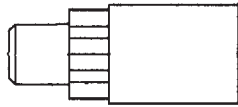
Coupler

147564-01-000 Coupler-Plas. 1" FPT x 1" FPT



Rubber Coupler w/Clamps

078406-01-000 3" x 3" w/Clamps
089355-01-000 1-1/2" x 1-1/2"



Coupler-Quick Connect

142595-01-000 Coupler-Quick Connect-Air,
1/4" MPT

**Anti-Siphon Trap Vent
With Pipe**

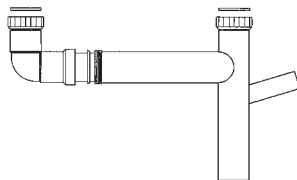
2" x 7.3"

079968-01-000 Anti-Siphon Trap Vent
With Pipe



**Double Sink Telescopic
Waste**

011091-02-000 1-1/2"-Waste-Double Sink



Double Sink Waste Control

011091-04-000 Waste Control-Double Sink,
Dishwasher



Arm Waste

126588-01-000 Arm-Waste 1-1/2" x 9-1/2", Female
(Shown)
126588-02-000 Arm-Waste 1-1/2" x 20" Female
126588-03-000 Arm-Waste 1-1/2" x 9-1/2", Slip

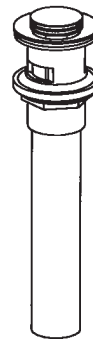


Lavatory Waste Asm.

151556-01-01A Drain/Tailpiece w/Pop-
Up/Lift/Overflow, Polished Brass

Waste Asm.

165753-01-04A Waste Asm.-Lavatory
w/Pop-up, Chrome



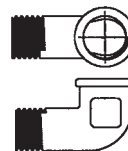
**Lavatory Waste
Asm.**

151556-01-02A Drain/Tailpiece
w/Pop-Up/Lift Rod/Overflow,
Chrome



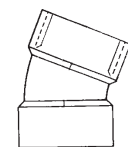
Elbow

142812-01-000 Elbow-Brass, 1/2"
MPT x 1/2 FPT




Elbow

010023-01-000 Elbow - Plas.
1/16BD 3" x 22.5



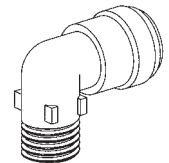
Elbow

1/4 Bend w/Hub and Spigot.
(A) 010009-01-000 Elbow-St.
Plas. 1/4" BD 1-1/2" x 90°
(B) 033761-01-000 Elbow-St.
Plas. 1/4" BD 1-1/2" Hub x 90°
1/8 Bend.
(C) 010051-01-000 Elbow-45°
1-1/2" Spigot x Hub, Plastic
(D) 010061-01-000 Elbow-45°
St., 3" Spigot & Hub-Plastic



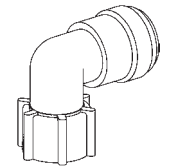
Elbow

164906-01-000 Elbow-90° 1/2"
Quick Connect x 1/2" MPT



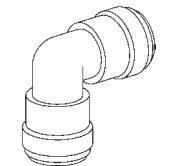
Elbow

164906-02-000 Elbow-90° 1/2"
Quick Connect x 1/2" FPT
Swivel



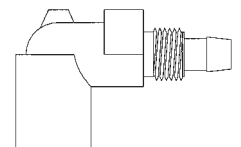
Elbow

164906-03-000 Elbow-90° 1/2"
x 1/2" Quick Connects



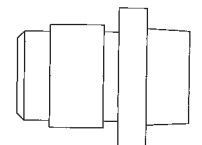
Elbow

114429-09-000 Elbow,
1/2"P x 1/2" FPT Drop
Ear



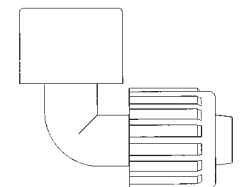
Elbow

146635-02-000 Elbow-5/8"
Flare, Pipe-Away



Elbow


114429-11-000 Elbow,
1/2"P x 1/2" FPT



PLUMBING

Drop Ell For Shower Hose

135028-01-01A Drop-Ell-Shower Hose-Brass 1/2"
 135028-01-03A Drop-Ell f/Shower Hose, Wrought Iron, 1/2"
 135028-01-04A Drop Ell f/Hand Held Shower Head w/1/2" IPS, Brushed Nickel



Drop Ell

135028-02-01A Drop-Ell f/Hand Held Shower Head, Oval w/ 1/2" IPS, Brass
 135028-02-02A Drop-Ell f/Hand Held Shower Head Oval w/ 1/2" IPS, Chrome
 135028-02-03A Drop-Ell f/Hand Held Shower Head/Oval w/1/2" IPS, Nickel

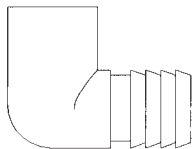
Elbows

(A) 1/4 Bend w/Hub.
 034250-01-000 Elbow-Plas. 1/4" BD 1-1/2" x 90°
 (B) 010008-01-000 Elbow-Plas. 1/4" BD 1-1/2" x 90 XLT
 (C) 010006-01-000 Elbow-Plas. 1/8" BD 1-1/2" x 45°
 (D) 010005-01-000 Elbow-Plas. 22.5 Degree, 1-1/2" Hub x Hub



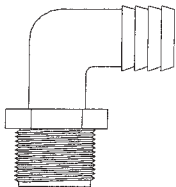
Elbow

132782-01-000 Elbow, Plastic, 1" FPT x 1-1/4" Barb, 90°



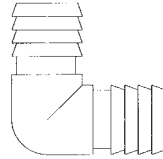
Elbow

111223-02-000 Elbow, Plastic 1/2" MPT x 3/8" Barb
 111223-04-000 Elbow, Plastic, 1/2" MPT x 1/2" Barb



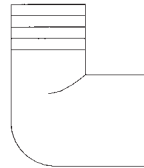
Elbow

132781-01-000 Elbow, Plastic, 90°, 1 1/4" Barb



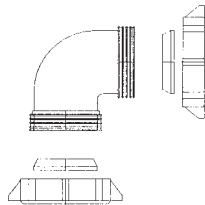
Elbows

132484-01-000 Elbow, Plastic, 90°, 1" MPT x 1" FPT



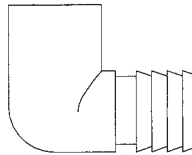
Elbow

125569-01-000 Elbow 1-1/2" x 90° Double Slip



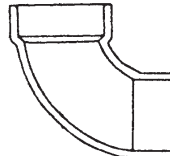
Elbow

132782-01-000 Elbow-Plastic, 1" FPT x 1-1/4" Barb



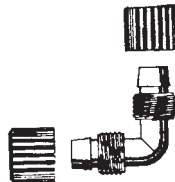
Elbow

010062-01-000 Elbow-St. Plas. 3"-90° Spigot x Hub



Elbow

114429-01-000 Elbow 1/2"P x 1/2"P



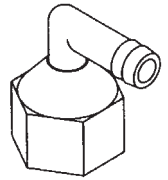
Elbow

123362-03-000 Elbow-Rubber, 68°, 6" ID



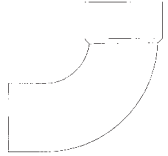
Elbow

123150-01-000 Elbow-Swivel, 1/2" FPT x 1/2" Barb



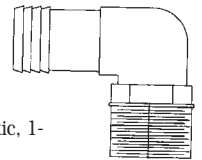
Elbow

041956-01-000 Elbow-3" St.-90°, Plastic



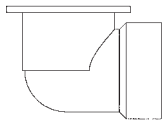
Elbow

010219-01-000 Elbow, Plastic, 1-1/4"MPT x 1-1/4" Barb



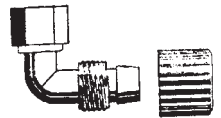
Elbow

131486-01-000 Elbow-Drain, 1-1/2" Low Profile-Tub Drain



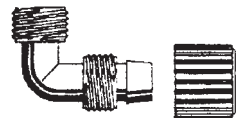
Elbow

114429-02-000 Elbow 1/2"P x 1/2"MPT



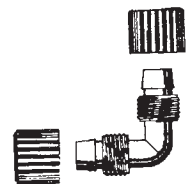
Elbow

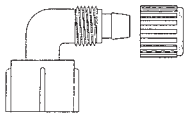
114429-04-000 Elbow 1/2"P x 3/8"MPT



Elbow

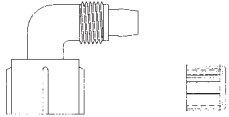
114429-10-000 Elbow-Swivel, 1/2"MPT x 1/2"FPT





Elbow

114429-06-000 Elbow 1/2" P x 3/4" FPT
114429-07-000 Elbow 1/2" P x 1/2" FPT Drop Ear



Elbow

114429-08-000 Elbow-Swivel, 1/2" P x 1/2" FPT Long

Elbow

035539-01-000 3/8" MPT x 3/8" Barb



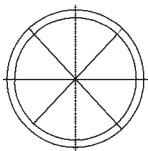
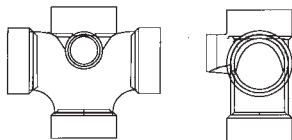
Plug

145609-01-000 Plug-Brass 1/2" MPT, Square Head



Tee

155751-01-000 Tee-Double, 3"



Cap

155752-01-000 Cap-3" Fitting




Cap/Pipe

165404-01-000 Cap/Pipe, 1/8" NPT, Brass



Cap

114427-01-000 Cap 1/2" P, Plastic



Plug

Black
061420-15-000 Plug-Plastic, 2" dia.
061420-16-000 Plug-Plastic, 2 1/8" dia.
061420-05-000 Plug-Plastic, 1.5" dia.
061420-09-000 Plug-Plastic, 1" dia.
061420-12-000 Plug-Plastic, 1.5", Red
061420-18-000 Plug-Plastic, 1.75" dia.



Plug

010166-01-000 Plug-Threaded, 1-1/4" MPT, Plas., Black

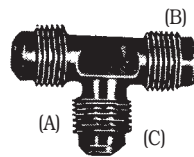


Plastic Tee

031365-02-000 Tee, Plas., 1-1/2" Extra Long Turn

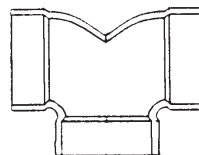
Plastic Tee

039798-01-000 1/2" MPT x 1/2" MPT x 1/2" MPT



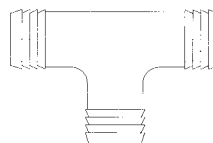
Tee

010065-01-000 Tee-Plastic 3" HxHxH, Female



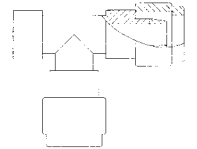
Tee

145714-01-000 Tee-Plastic 1-1/4" Barb



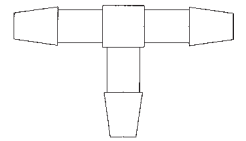
Tee

114428-07-000 Tee-1/2" P x 1/2" MPT x 1/2" P



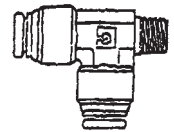
Tee

146486-01-000 Tee-Plastic-Barb 5/32" x 5/32" x 5/32"



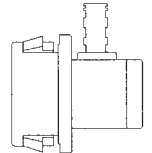
Tee

142570-01-000 Tee, 3/8" T x 1/4" P



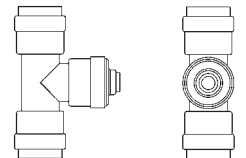
Connector

008356-02-000 Connector 21/32"



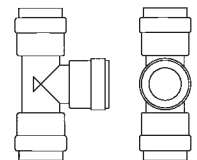
Connector

160949-01-000 Connector 1/2" x 1/2" x 1/4" Reducer



Connector

160949-02-000 Connector 1/2" CTS x 1/2" CTS x 1/2" CTS



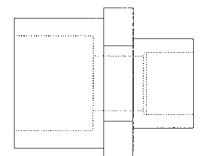
Connector

142571-01-000 Connector, 3/8" T x 1/4" P



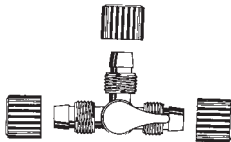
Connector

146297-01-000 Connector-Brass, 3/8" x 1/2" MPT



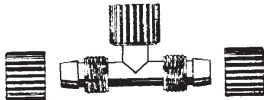
Plastic Tee

113698-01-000 Valve, Line Drain 3/8" P



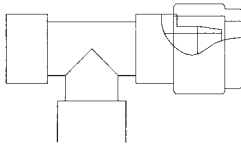
Tee

114428-02-000 Tee, Swivel, 1/2" P x 1/2" P x 1/2" P x 1/2" P x 1/2" FPT



Tee

114428-06-000 Tee, 1/2" P x 1/2" MPT x 1/2" MPT



Tee

114428-03-000 Tee, 1/2" P x 1/2" P x 1/2" P x 1/2" P



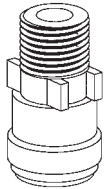
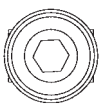
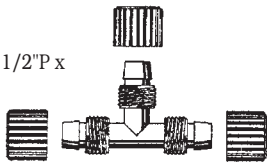
Tee

114428-05-000 Tee, 1/2" FPT x 1/2" MPT x 1/2" MPT



Tee

114428-01-000 Tee 1/2" P x 1/2" P x 1/2" P

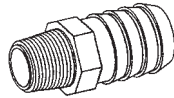
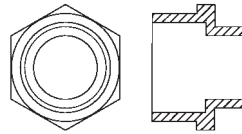


Adapter

164907-01-000 Adapter-Straight, 1/2" Quick Connect x 1/2" MPT

Adapter

133835-01-000 Adapter-Reducing, 1 1/2" x 1 1/4"

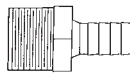


Adapter

044927-02-000 Adapter-Plastic, 1" MPT x 1 1/4" Barb

Adapter

118809-01-000 Adapter-Plastic 1/2" MPT x 3/8" Barb (Shown)
118809-02-000 Adapter-Plastic, 1/2" MPT x 1/2" Barb



Adapter

123152-01-000 Adapter-Swivel, 1/2" FPT x 1/2" Barb



Adapter

114430-01-000 Adapter 1/2" P x 1/2" P



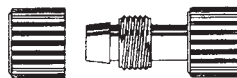
Adapter

010323-01-000 Adapter-Brass-3/8" F x 1/2" MPT
010323-02-000 Adapter-Brass-3/8" F x 3/8" MPT



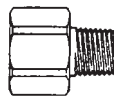
Adapter

114430-02-000 Adapter, Swivel 1/2" P x 1/2" FPT



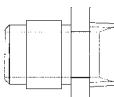
Adapter

136333-01-000 Adapter, Brass 1/2" MPT x 1/2" FPT



Adapter

146635-01-000 Adapter-Pipe Away



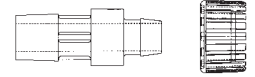
Adapter

114430-03-000 Adapter, 1/2" P x 1/2" MPT



Adapter

114430-04-000 Adapter, 1/2" P x 3/8" MPT



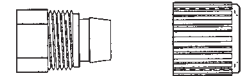
Adapter

010329-01-000 Adapter-Brass 1/2" F x 1/2" MPT



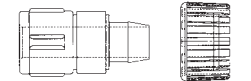
Adapter

114430-06-000 Adapter, 1/2" P x 3/8" FPT



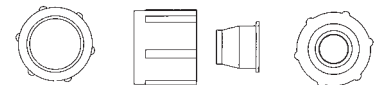
Adapter

114430-09-000 Adapter, 1/2" P x 1/2" FPT



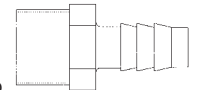
Adapter Nut

114430-10-000 Adapter-Nut, Pipe Connection, 1/2"



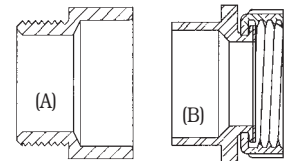
Adapter


010224-01-000 Adapter-Plastic, 3/8" MPT x 3/8" Barb



Adapter

(A) 126424-01-000 Adapter 1-1/2" MPT x 1-1/2" Hub
(B) 126425-02-000 Adapter-Swivel 1-1/2" FPT x Spigot



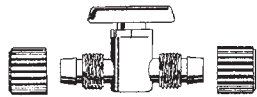
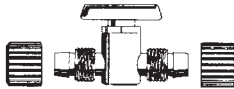


Adapter

- (A) 130685-01-000 Adapter 1-7/8" F Slip x 1-1/2" F Thread/O-Ring
- (B) 130685-02-000 Adapter 1-7/8" F Slip x 1-1/2" M Thread/O-Ring
- (C) 130685-03-000 Adapter 1-7/8" M Slip x 1-1/2" M Thread/O-Ring


Valve

114431-04-000 Valve, Stop 1/2"P x 1/2"P



Straight Stop Valve

114431-08-000 Straight Stop Valve 3/8"P x 3/8"P




Valve Line Drain

114431-01-000 Valve, Line Drain 1/2"P

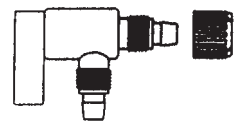
Valve

114431-02-000 Valve, 1/2"P, Bypass



Valve

114431-03-000 Valve 1/2"P x 1/2"P

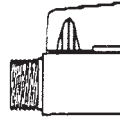


Ball Valve

- (A) 132483-02-000 Valve-Ball, 1/2", Brass FPT
- (B) 132483-01-000 Valve-Ball, 1" Threaded Ends

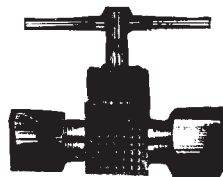
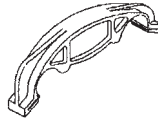
Ball Valve

142597-01-000 Valve-Ball-Air, 1/4"MFPT




Waterline Wrench

800042-01-000 3/8" x 1/2" Waterline Wrench



Valve Needle

120868-01-000 Valve-Needle, Comp. 1/4"C x 1/4"C



Valve Check

110438-01-000 Valve Check, Brass, 1/2" MPT x 1/2" FPT

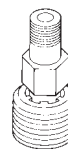


Valve Check

110438-02-000 Valve Check, Brass, 1/2" MPT x 1/2" MPT

Vacuum Breaker 1/8" MPT

011048-04-000 Vacuum Breaker



Seal

116473-01-000 Seal-Swivel 1/2"



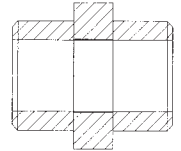
Plastic Coupling

010115-01-000 1-1/2" Plastic Coupling



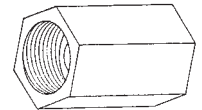
Coupling

075155-03-000 Coupling-Pipe, 1/4" Brass
075155-04-000 Coupling-Pipe, 1/8" Brass



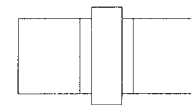
Coupling - Female

101814-01-000 1/2" x 1/2" FPT, Gray



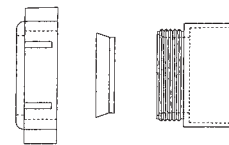
Nipple

010129-03-000 Nipple, Plastic 3"x3" Toe



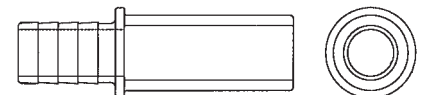
Connector

132148-01-000 Connector, 1/2" x 1/2" MPT Brass



Connector

152146-01-000 Connector, 1-1/2"P x 1-1/2"MPT

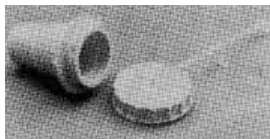


Union

166212-01-000 Union-Hose/Barb CTS x 1/2" B


PLUMBING

Waterfill Cap Cord & Spout



058808-01-700
Waterfill Cap Cord & Spout

90° Hose Entry Elbow




A 90 degree elbow with male and female hose fittings. All metal elbow reduces the strain on the RV fitting.

701699-02-000 Hose Entry Elbow

City Waterfill

Metal flanges with brass inlet and outlet fittings.



087659-01-700 Cap & Strap-Waterfill
087659-04-000 Fill-City, Water, Colonial White



Waterfills


010230-05-000 City Waterfill w/Check Valve FPT, Surf Silver (Built in anti-siphon)
010230-06-000 Fill-City Water, Surf, MPT, Brushed Alum.

Fresh Water Quick-Fill



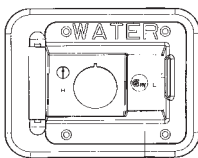
102478-01-000 Valve Asm. Quick-Fill, City

Lockable Waterfill



6"W x 6.5"H Outside
4"W x 4.4" H R.O.

058808-01-000 Waterfill-Lockable, Off White



(A)



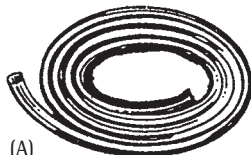
(B)



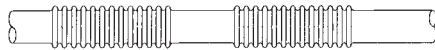
(B)

Water Fill

(A) 137169-01-01A Fill, Water, Gravity-Brt. White
(B) 137169-01-02A Water Fill, VW White, w/Door, w/o Lock
137169-01-03A Water Fill, VW Lt. Gray
137169-02-01A Washer-Gravity-Water Fill



(A)



(B)



(C)



(D)



(E)



(F)

Vinyl Tubing

Sold by the foot.

(A) 074462-02-000 3/8" ID Clear, 20'
(A) 039800-01-000 1/2" ID Black, 20' Pce.
(A) 039800-04-000 1/4" OD x 20' Pce. (Blue)
(B) 079381-01-000 1-1/4" ID White Flex-Smooth
(C) 112176-01-000 Vinyl Tubing-Reinforced, Wht.
(D) 124188-01-000 Tubing-Pex, 1/2" ID x 20', Blue (Cold)
(D) 124188-02-000 Tubing-Pex, 1/2" ID x 20', Red (Hot)
(E) 007281-01-000 Hose-Flexible PVC, 2-1/2" ID x 50'
(F) 007076-01-000 Hose-Flexible PVC, 2" ID, Black

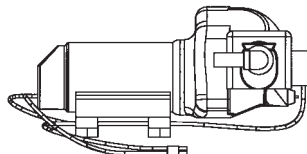
Water Pump Strainer



The SHURflo strainer prevents damage to the pump by trapping small particles and debris.

144215-02-000 Strainer-Water Pump

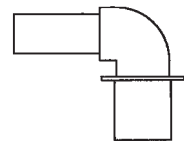
Water Pump



163338-01-000 Pump-Water, 2.9 GPM w/o Port Fittings

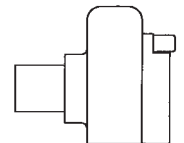
Elbow

163338-02-000 Elbow-Water Pump, 1/2" Barb x Port



Strainer

163338-03-000 Strainer-Water Pump-Quick Connect



SHURflo Water Pump Pce. Parts

144215-01-702 Fitting Kit-Straight w/o Rings (Pair) x 1/2" NPS
144215-02-700 Fitting Kit-Coupler f/Strainer (Pair), O-Ring Both Sides

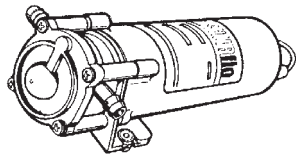


2.8 GPM SHURflo Water Pump Pce. Parts

098607-01-702 Diaphragm Kit
098607-01-703 Valve Assembly
098607-01-706 Upper Housing w/Switch
098607-01-705 Valve-Check Kit

Water Pump

160702-01-000 Pump-Water, 2.8 GPM w/1/2" MPT Fitting


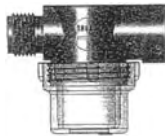


SHURflo Water Pump

111225-01-000 1.0 GPM, 12VDC, 1.2 Amps

Twist-On In-Line Filter

152925-01-01A Filter-In-Line, Twist-On 1/2", Black



SHURflo Accumulator

This high quality accumulator tank provides total control of a wide range of water conditions in a variety of applications. It reduces cycling pulsation and pressure spikes, increases the life of the pump and saves battery power. It utilizes a unique patented domed displacement diaphragm to minimize noise and power usage. It is factory set to 20 PSI, and has a maximum operating pressure of 125 PSI. 1/2" F threads interchangeable inlet and outlet ports.

123243-01-000 Accumulator Tank-24 oz.

Water Valve

103930-23-000 Valve/Water-2-Port/Vacuum Controlled



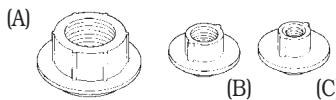
Holding Tank Grommet

061607-01-000 Use With 1-1/2" Pipe
061607-02-000 Grommet-Holding Tank, 3" NPS




Sending Unit

039861-01-000 Sending Unit Asm.



Water Tank Fittings

(A) 042989-03-000 Fitting - 1-1/4" NPT
(C) 042989-04-000 Fitting - 3/8" FPT
(B) 042989-05-000 Fitting - 1/2" FPT
(B) 042989-06-000 Fitting 3/4" FPT
(A) 042989-08-000 Fitting 1" FPT



Holding Tank Fittings

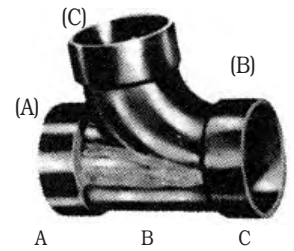
Kit includes (2) 1-1/2" x 1-3/4" x 1-3/4" Plastic fittings, (1) 3" FPT fittings, (1) female adapter, 1-1/2" pipe x 1-1/2" FPT and (1) 3"x3" rubber coupler.
(A) 010232-01-000 Fitting 3" FPT
(B) 078406-01-000 3" Coupler
(C) 010231-01-000 Fitting, Spinweld, Plastic 1-1/2" FPT



Tailpiece

011069-03-000 1-1/2" x 1-3/4" x 1-3/4" Plastic
011069-02-000 1-1/2" x 1-1/4" x 4" Brass

Sanitary Tee

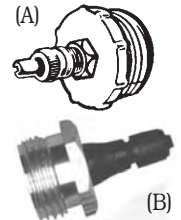


010071-01-000 All Hub

1-1/2" x 1-1/2" x 1-1/2"

Blow-Out Plug

(A) 701705-01-000 Blow Out Plug, Plastic
(B) 701705-02-000 Blow-Out Plug, Brass



Wye With Hub

010073-01-000 1-1/2" Wye With Hub



Plastic P-Trap Kit

A=1-1/2" nut with 1-1/2" and 1-1/4" sealing washers.
B=1-1/2" with 1-1/2" to 1-1/4" reducer bushing.
Will accept any combination of 1-1/2" and 1-1/4" PVC pipe.
011066-03-700 P-Trap Kit

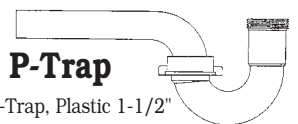
P-Trap

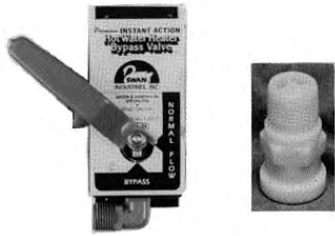
011071-01-000 P-Trap, Plastic, 1-1/2" CSA



Plastic P-Trap

107538-02-000 P-Trap, Plastic 1-1/2" w/Ext. Arm





Water Heater By-Pass

099729-01-000 Water Heater By-Pass
099729-01-700 Valve Only - Check - Plastic

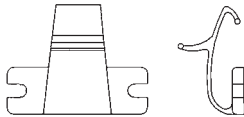
Water Pressure Regulator

129787-01-000 Regulator-Water Pressure, 45 PSI



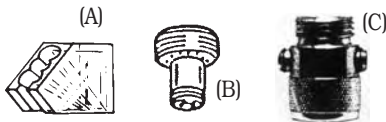
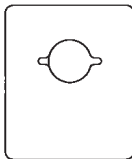
Medicine Cabinet Latch

113374-01-01A Latch, Medicine Cabinet, White



Plate/Cover

131549-01-01A Plate/Cover, Shower Head, Plastic, Soft White
131549-01-02A Plate/Cover, Shower Head, Plastic, Ivory Marble



Shower Heads & Accessories

(A) 011048-03-700 Bracket Only
(B) 011048-04-000 Vacuum Breaker
(C) 128974-01-01A Valve-Shower Head, Brass Water Saver On/Off
(C) 128974-01-02A Valve-Shower Head-Chrome
(C) 128974-01-04A Valve-Shower Head/Water Saver (On/Off) Satin Nickel

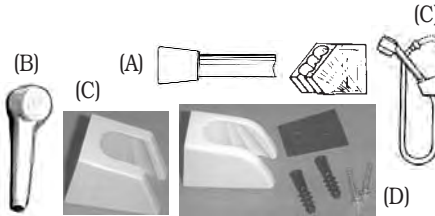
Shower/Hand Held

162646-01-01A Shower-Hand Held w/Slide Bar, Brushed Nickel



Shower Head

129390-04-01A Shower Head w/Hose & Bracket-White



Shower Head & Accessories

(Letters verify style of parts included)

011048-03-700 Bracket-Shower Head, Ivory (C)
131383-01-02A Shower Head w/Hose & Bracket, White (A, B, D)
131383-03-02A Bracket-Shower Head, White (D)

Shower Head

113466-01-01A Shower Head, Brass Head Asm., w/White Plastic Handle Grip
129390-03-701 Connector/Bracket-Mounting/Swivel, f/Shower Head, Brass

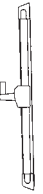


Vacuum Breaker

129390-02-01A Vacuum Breaker-Brass

Shower Head Bar Guide

113463-01-01A Bar Guide, Shower Head, Polished Brass



Shower Head Pce. Parts

129390-01-02A Shower Head w/Hose & Bracket, 60" Hose White, Push Button Control (Shown) (Pce. Parts Only)
130041-01-02A Spacer-Shower Head, Soft White
131340-02-01A Valve Asm.-Shower, Brass
135028-01-01A Drop-Ell-Shower, 1/2" Brass
135386-01-000 Nipple-1/2"
130041-03-18A Spacer-Shower Head, Soft White
130041-01-19A Spacer-Shower Head, Riverstone
130041-03-19A Spacer-Shower Head, Riverstone
130041-03-03A Spacer-Shower, Ivory Marble



Shower Head

156138-01-03A Shower-Hand Held w/Hose/w/o Slide Bar/Hardware/Vacuum Breaker, Wrought Iron
135028-01-03A Drop Ell f/Hand Held Shower Head w/1/2" IPS, Wrought Iron

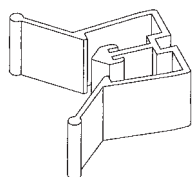
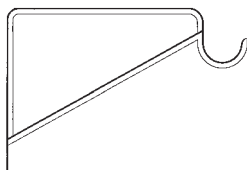


Shower Head

129390-03-01A Shower Head w/Hose & Bracket-Brass
129390-03-701 Connector-Swivel
129390-03-700 Bracket-Hanger, Shower Head
129390-03-02A Shower Head w/Hose & Bracket, Chrome
129390-02-01A Vacuum Breaker, 1/2" Brass

Shelf Support

162073-01-01A
Support-Shelf Clothes Rod, White



Catch/Shower Door

115011-03-707 Catch/Shower Door, T-Flap Style, Safety, Black

Shower Door Accessories

(Not Shown)

089318-01-707 Latch/Catch-Safety, Black
107878-01-703 Cap/Drip-Plug Set-White
139047-01-710 Vinyl Sweep
147577-01-708 Bar-Towel 17-5/16"

Shower Door Accessories

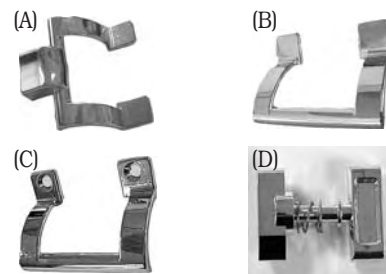
(Not Shown)

115011-03-02A Door-Shower, Bypass, Chrome/Aqua (Pce. Parts Only)
115011-01-704 Rollers
115011-01-705 Screw-Roller, (Hex Head)
115011-01-710 Header (Anti-Jump/Lock) w/Clip
115011-01-711 Knob-Tension, (Header w/Bolt)
115011-01-714 Bumper-Rattle/Shower Door
115011-01-715 Pad-Foam
115011-01-716 Guard, Anti-Jump w/o Tension
115011-03-700 Screw f/Towel Bar/Header
115011-03-701 Bar-Towel, Silver, 17"
115011-03-702 Bracket-Towel Bar, Silver
115011-03-703 Screw f/Towel Bar Brackets
115011-03-704 Track/Bottom-50", Chrome
115011-03-705 Header w/o Anti-Jump Guard
115011-03-706 Jamb-Wall Shower Door
115011-03-707 Catch/Shower Door T-Flap Style, Safety, Black

Shower Door Accessories

(Not Shown)

089318-01-000 Door-Shower, Pivot, Gold/Aqua (Pce. Parts Only)
089318-01-701 Sweep-Vinyl, 1-1/8" Wide, Black
089318-01-702 Bushing w/Arm, Lower
089318-01-703 Strike-Jamb w/Magnetic Strip
089318-01-704 Bolt-Pivot, Top or Bottom
089318-01-706 Plate-Pivot (Upper/Lower)
089318-01-707 Latch/Catch-Safety, Black
092574-01-701 Bracket/Door Pull/Towel Bar
092574-01-703 Bracket/Door Pull w/o Studs
092574-01-704 Screw, Gold #6-3/8
092574-01-707 Bushing Pivot, Top
092574-01-708 Drip Rail (Sweep)
092574-01-710 Screw, Gold, f/Towel Bar
092574-01-711 Bracket/Door Pull w/Studs
107878-01-703 Cap-Drip, Plug Set
092574-01-702 Bar-Towel, 30"



Towel Bar Brackets & Safety Latch

(A) 092574-01-701 Bracket-Stud, Towel Bar, Gold
(B) 092574-01-711 Handle w/Studs (Outside)
(C) 092574-01-703 Pull-Door, Gold (Inside)
092574-01-704 Screw-Gold #6, 3/8" (Not Shown)
092574-01-710 Screw-Gold f/Towel Bar (Not Shown)
(D) 089318-01-707 Latch/Catch, Safety, Black
108351-01-707 Handle/Latch Misc. Hdwe. (Not Shown)
092574-01-702 Towel Bar, 30" (Not Shown)




Curtain Rod

102075-10-02A Rod-Curtain, Soft White 1" OD x 46.3"
081114-02-000 Cap-Insert, Wht., Round 1"

Clothes Bracket

113236-01-01A Bracket-Clothes Rod



Coastal Shower Door Accessories

(A) 108351-01-700 Strike Assembly, 66"
(B) 108351-01-701 Handles-Door-Set
(C) 108351-01-702 Latch-Door
(D) 108351-01-703 Bracket & Roller Asm., Sgl.
(E) 108351-01-704 Bracket & Roller Asm., Dbl. (back side view)
(F) 108351-01-705 Clip Only f/Sgl./Dbl. Roller
(G) 108351-01-706 Spring-Roller Bracket
(H) 108351-01-707 Handle/Latch Misc. Hdwe.



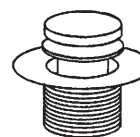
Spacer Shower Head

130041-03-18A Spacer-Shower Head, Soft White



Bracket Stopper

158851-01-02B Bracket-Stopper w/o Rubber Bumper



Drain

120981-01-01A Drain, Tip Toe, Brass w/Spring Loaded Plunger


Sink Strainer With Basket

092303-01-000 3-1/2" ID, Fits 4" Drain Strainer Only



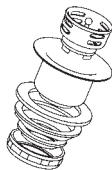

Strainer

092303-02-000 Strainer w/Basket



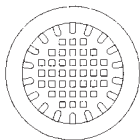
Galley Sink Strainer

066437-02-000 Strainer w/Basket, 2.6" OD
066437-01-700 Basket Only



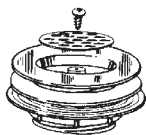
Strainer

163569-01-000 Strainer w/Basket & Nut, 2"



Shower Strainer

147302-01-01A Strainer-Shower, White



Shower Strainer

1-1/2" ID, fits 2" drain.

066440-01-000 Strainer, Shower Drain w/Rubber Washer



Strainer Assembly

106116-01-01A Strainer Asm. Plastic, 1-1/4" x 5", Off White
106116-01-02A Strainer Asm. Plastic, 1-1/4" x 5", App. White
106116-02-01A Gasket-Strainer
106116-01-03A Strainer Asm.-Plastic, Chrome

Tub Strainer With Plug

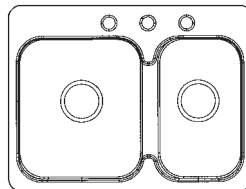
1-1/2" ID, fits 2" drain.

066729-01-000 Tub Strainer with Plug



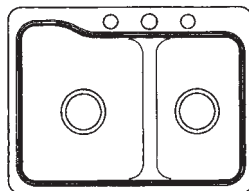
Shower Pan Strainer

114974-01-000 Strainer/Shower Pan w/Hose-End



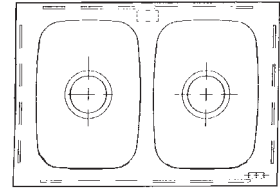
Sink

163942-01-01A Sink/Double-Large/Small Basin, 25" x 19.5" x 6" Deep, Plastic/Silver



Sink

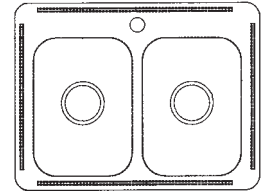
148870-01-01A Sink/Double-Lg/Sm Basin-25" x 19" x 7"



Sink

Stainless steel, self rimming. Bowls 10" x 5-7/8". Overall size 17.2" x 25.2" x 5.9", Center Drop.

104113-01-000 Sink

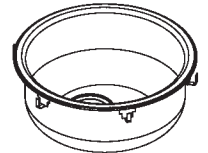


Sink

161614-01-01A Sink-Dbl./Galley, 25" x 19" x 6.25", SST

Sink

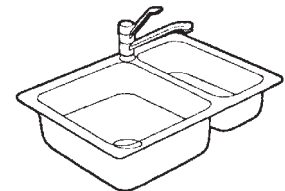
165118-01-01A Sink-Galley-Cylinder, SST



Sink

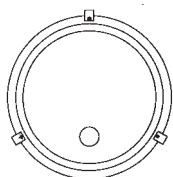
Stainless steel, self rimming flat rim and drain holes 2" from rear of bowl. 25" x 15-1/4".

102551-01-000 17" x 25" x 6", Offset Drop.



Sink - Lavatory

144445-01-01A Sink-Dbl. Bowl, 25" x 18", SST
Large bowl is 14" x 16" x 7", smaller bowl is 7-1/2" x 16" x 5"

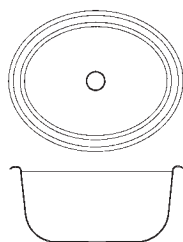


Sink

151677-02-01A Sink-Galley, Stainless Steel

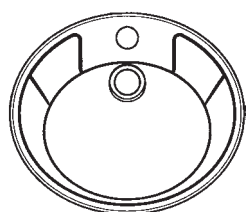
Sink Lavatory

156661-01-01A Sink-Lavatory Oval, 15" x 12" x 6.5", Glacier White



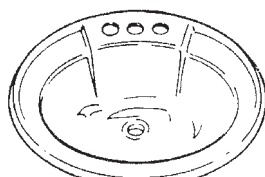
Oval Sink 12" x 15"

089366-03-000 Sink-Oval Plastic, Soft White
089366-01-000 Sink-Oval Plastic, Ivory
(A) 096927-01-700 Stopper-Rubber, 2" Long
(B) 096927-01-701 Tailpiece-Drain, Lavatory



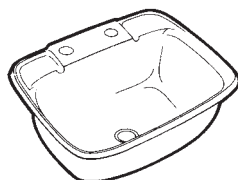
Sink

164615-02-01A Sink-Lavatory, Oval, 14" x 17", Brushed Nickel



Sink

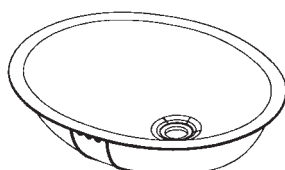
109683-01-01A Sink, Lavatory-Large Oval 17" x 20" Off White, Poly Pro



ABS Lavy Sink

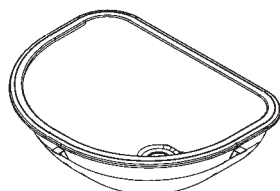
RV Lavy Sink is made of tough ABS plastic to resist scratches and stains. Comes with 2 built-in self draining soap dishes. 12-1/2" x 15" x 6". Soft White.

096927-01-02A Sink, Soft White
(A) 096927-01-700 Stopper, Rubber 2" Long
(B) 096927-01-701 Tailpiece-Drain-Lavatory
105218-01-01A Sink Spacer-Plastic, Off White, 2.5" x 5.9"



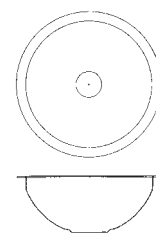
Sink

155318-01-01A Sink-Lavatory Oval, 19.5" x 16" x 6.1", Cream, Polyester Resin



Sink-Lavatory

142285-01-01A Sink-Lavatory, Glacier Wht.

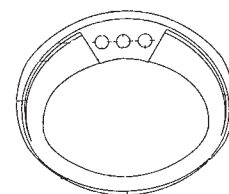


Sink

151679-01-01A Sink-Lavatory, Stainless Steel

Oval Sink

105921-01-01A Sink - Oval - Large 17" x 20" Off White, ABS Plastic
105921-01-02A Sink-Lavatory - Large Oval 17" x 20", Wht.



Soap/Lotion Dispenser

Top Lifts Off For Easy Refill, 16 Oz. Refillable Bottle.

- 124236-01-000 Dispenser-Soap/Lotion, Polished Brass
- 124236-01-700 Head-Dispenser
- 124236-01-701 Pump-Dispenser
- 124236-01-702 Body-Dispenser
- 124236-01-703 Base & Gasket Dispenser
- 124236-01-704 Nut-Dispenser
- 124236-01-705 Bottle-Dispenser



Soap/Lotion Dispenser

- 144884-02-01A Dispenser-Soap/Lotion, Chrome
- 144884-02-03A Dispenser-Soap/Lotion, Black



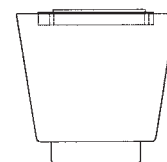
Soap Dispenser

149894-01-01A Dispenser-Soap, Liquid, 16 Oz. White



Soap Dispenser


136909-01-000 Dispenser-Soap, Liquid



**Swingspout
Faucet**

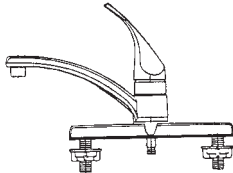
Chrome. 8" Swingspout.

011053-04-000 Faucet, Clear Handles
011053-01-700 Aerator
075240-05-700 Cartridge-Washerless



**Galley
Faucet**

104114-02-01A Faucet, Galley Single Control, Chrome
104114-02-700 Cartridge-Complete



Faucet

161758-01-01A Faucet-Galley, Tall Spout-Chrome




Faucet

149164-01-01A Faucet-Galley, Sgl. Control, Chrome



**Galley
Faucet Dual
Control**

103243-01-000 Clear Acrylic Handles
075240-05-700 Cartridge-Washerless



Faucet

104114-05-01A Faucet-Galley, Single Control-Chrome
104114-05-700 Cartridge/Stem Repair Kit



Faucet

141682-01-02A Faucet-Galley w/Pullout Spout, SST
135027-01-705 Cartridge f/Sgl. Lever Faucet



Faucet

140117-01-01A Faucet-Galley, Dual Levers, Chrome, Clear Handles
140117-01-700 Cartridge-Brass



Faucet

140117-02-01A Faucet-Galley, Dual Control, Chrome



Faucet

144444-01-01A Faucet-Galley w/Pullout Spout-Chrome
144444-01-03A Faucet/Galley w/Pullout Spout, SST
135027-01-705 Cartridge f/Sgl. Lever Faucet



Galley Faucet

104114-03-01A Faucet-Galley, Single Control, Chrome, Metal Spout, Base and Handle
131340-02-700 Cartridge



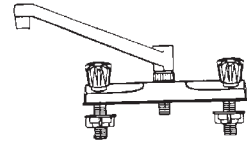
Faucet

151678-01-01A Faucet-Galley Dual Control-Chrome Plated Brass Body & Chromed Plastic Knobs
151678-01-700 Adapter w/Washer (2 Per Pkg.)
151678-01-701 Cartridge Only



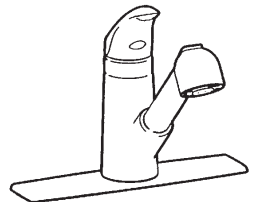
Galley Faucet - Dual Control

109799-01-01A Faucet - Galley - Dual Control, Clear Acrylic Handles, Chrome



**Galley
Faucet**

123744-03-01A Faucet-Galley Single Control, Chrome w/Sprayer Head
135027-01-700 Clip-Retainer
135027-01-705 Cartridge f/Sgl. Lever Faucet




Faucet

121732-01-01A Faucet-Sink, Single Gray




**Shower
Faucet**

011059-04-000 Chrome, Clear Acrylic Handles
075241-04-000 Brass (Gold), Clear Acrylic Handles
075241-05-000 Bone, Smoke Acrylic Handles
075240-05-700 Cartridge-Washerless



**Shower
Faucet**

109801-01-01A
Faucet - Shower
Parchment, Smoked Acrylic Handles



**Shower
Faucet**

156638-01-01A Faucet-
Tub/Shower 4" Chrome





**Shower
Faucet**

163269-01-01A
Faucet/Shower, .5" MPT
w/1.9" Inlet Pipes, Brt. Wht.
163269-01-02A Faucet/Shower .5" MPT w/1.9" Inlet
Pipes, Chrome



**Shower
Tub
Faucet**

075242-03-000
Brass (Gold) w/Clear Acrylic Handles
075240-05-700 Cartridge-Washerless



Shower Faucet

119677-01-01A Shower Faucet-3 Piece, Polished
Brass, Head/Faucet/Spout (Pce. Parts Only)
119677-01-700 Handle-Shower/Bath, Clear (Set/2)
119677-01-701 Shower Head, 1/2"
119677-01-702 Spout, Bath, Plastic
119677-01-703 Diverter Kit
119677-01-704 Stem & Bonnet
119677-01-705 Plate-Strainer (Shower Head)
119677-01-706 Arm-Shower Head
119677-01-707 Button
119677-01-708 Button-C
119677-01-709 Button-H
119677-01-710 Flange-Shower Head
119677-01-711 Flange-Around Turn Handle
128974-01-01A Valve, Shower Head,
Brass Water Saver (On/Off) (Shown)
119677-01-712 Aerator-Spout, Bathtub



Shower Faucet

131340-01-01A Faucet-w/Shower
Head Lever, Polished Brass (Shown),
w/o Water Saver
131340-01-700 Button-Hot/Cold
131340-01-701 Handle, Clear
131340-02-01A Faucet Only w/o Shower Head/Arm
Ext., Brass
119677-01-701 Shower Head Only, 1/2"
128974-01-01A Valve-Shower Head/Water Saver
(On/Off), Brt. Brass
131340-02-700 Cartridge



Tub Spout

141673-01-01A Spout-Tub, Wall Mount, Polished
Brass, 2.55" H x 2.55" D x 5.43" L

Shower Trim Kit

162643-02-01A Trim Kit/Shower,
Lever/Plate Posi-Temp, Brushed
Nickel



Faucet Valve

144596-01-01A Faucet-Valve
Shower w/Temp Limit-Stop
Diverter Only



Faucet Trim Kit

144596-02-01A Faucet-Trim Kit,
Polished Brass
144596-02-02A Faucet-Trim Kit-
Chrome



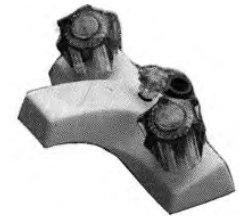
Faucet Trim Kit

144596-03-01A Faucet-Trim Kit
w/Head & Spout, Brass
144596-01-700 Cartridge-
Replacement
144596-03-02A Faucet-Trim Kit
(Knob/Handle/Plate, Shower
Head & Arm), Chrome



Faucet Trim Kit

144596-05-03A Trim Kit-Lever/Plate
w/o Spout/Shower Head, Wrought
Iron



Lavatory Faucet

115000-01-02A Faucet-Lavatory, White, Clear
Handles (Smoke Shown)



Lavatory Faucet

152311-01-01A Faucet-Lavatory, Single Control,
Chrome




Lavatory Faucet

165730-01-01A Faucet-Lavatory Sgl. Control-
Chrome w/o Waste Asm. or Lift Rod



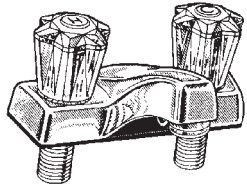
Lavatory Faucet

152311-02-01A Faucet-Lavatory Sgl. Control
w/Waste, Chrome



Faucet Valve

149174-01-01A Valve/Water w/Drain Valve f/Lavatory, Castleby



Lavatory Faucet

075240-05-000 Brass, Clear Acrylic Handles
075240-05-700 Cartridge-Washerless

Lavatory Faucet

151680-01-01A Faucet-Lavatory, Dual Control-Chrome/Brass
151678-01-700 Adapter w/Washer (2 Per Pkg.)
151680-01-700 Knob
151680-01-701 Indicator Cap-Red
151680-01-702 Indicator Cap-Blue



Faucet

155715-01-02A Faucet-Lavatory, Dual Control, Brushed Nickel



Lavatory Faucet

109800-01-02A Faucet, Lavatory, White, Smoke Handles




Lavatory Faucet

148886-01-01A Faucet-Lavatory/Dual Control, 4" Center, Chrome

Lavatory Faucet

155716-01-04A Faucet-Lavatory, Sgl. Control, Chrome
155716-02-04A Faucet-Extension Kit-Chrome



Lavatory Faucet

128997-01-01A Faucet-Lavatory, Single Control, Polished Brass
128997-01-02A Faucet-Lavatory, Single Control, Chrome
131340-01-701 Handle-Acrylic



Acrylic Replacement Handles

701185-01-000 Clear



Cartridge/Stem Repair Kit

104114-05-700 Cartridge/Stem Repair Kit

Cartridge Replacements

135027-01-705 Cartridge f/Sgl. Lever



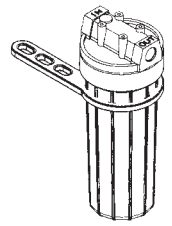


Cartridge Replacements

132410-01-700 Cartridge

Water Filter

155482-01-01A Prefilter Water System Housing/Filter Cartridge/Wrench
155482-02-01A Filter-Water, Woven/Charcoal
155482-03-01A Wrench-Filter, Plastic/White



Water Purification System

Provides premium quality water by filtering out cloudiness and micro-fine particles of dirt and dust. Activated carbon absorbs offensive tastes and odors, including chlorine. Complete system includes filter, bracket, liquid chlorine dispenser and chlorine test kit.

701069-01-000 Complete System w/o Faucet

701069-04-000 Filter-Replacement

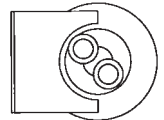
087200-01-000 Filter-Water Purif.

087200-02-000 Cartridge-Water Filter

Water purification replacement parts.

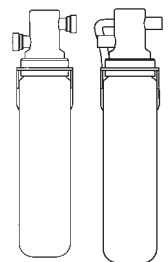
103635-01-000 Faucet (Only)

103635-01-700 Fitting Kit/Filter Hd., Faucet Kit Contains 3/8" x 3/8" x 3/8" Tee, Cones & Sleeves, 3/8" MPT x 1/4" Tube Connector w/Inserts & Sleeves.



Water Filter

160946-01-000 Filter, Water Purification, Sink, MDL "A"
160946-02-000 Filter, Replacement-"USF-A"
160946-03-000 Filter System-Water Purification w/Filter MDL "A"
160946-04-000 Filter/Replacement Only-MDL "USF-A"



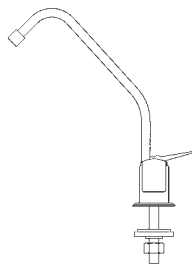


Fitting Kit

103635-01-700 Fitting Kit/Filter Hd./Faucet
(Shown Above)
701069-01-700 Diverter-Anti-Freeze

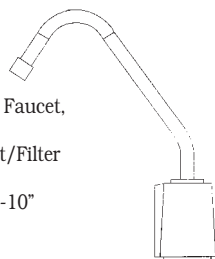
Water Faucet

157212-01-01A Faucet-
Water Purifier, Nickel



**Everpure
Faucet**

103635-01-000 Everpure Faucet,
Chrome
103635-01-700 Fitting Kit/Filter
Hd./Faucet
103635-01-703 Cartridge-10"



SeaLand 510 Parts

17-3/4" H x 21-1/2" D x 15-1/4" W
085330-08-000 Toilet-China, Standard w/Spray,
White (Piece Parts Only)
085330-01-704 Teflon & Rubber Seal Kit
085330-01-706 Ball (Flapper) Shaft/Cartridge
085330-01-707 Cartridge Spring Assembly
085330-01-709 Valve-Water
085330-01-716 Flange-Floor, 3" MPT
085330-01-717 Bolt Mounting Pkg.
085330-04-701 Hand Spray w/Hose (500 & 900)
085330-06-703 Lever-Flush
085330-08-702 Bowl China, White
085330-08-703 Hinge-Hardware Set, White
085330-09-702 Cover/Pedal Kit, White
085330-09-703 Base Kit, Bone
085330-09-704 Pedestal Cover, White
136729-01-702 Hand Spray w/Hose, Platinum
(Chrome)
085330-04-708 Bracket f/Hand Spray w/Fasteners,
White
136729-01-700 Seat Asm.-White



SeaLand 510 Parts

17-3/4" H x 21-1/2" D x 15-1/4" W
085330-09-000 Toilet-China, Standard w/Spray,
White (Pce. Parts Only)
085330-01-704 Teflon & Rubber Seal Kit
085330-01-706 Ball (Flapper) Shaft/Cartridge
085330-01-707 Cartridge Spring Assembly
085330-01-709 Valve-Water
085330-01-716 Flange-Floor, 3" MPT
085330-01-717 Bolt-Mounting Package
085330-04-701 Hand Spray w/Hose (500 & 900),
Wht.
085330-06-701 Breaker-Vacuum/Diverter (900)
085330-06-703 Lever-Flush
085330-09-701 Bowl/China, White
085330-09-702 Cover/Pedal Kit, White
085330-09-703 Base Kit, Bone
085330-09-704 Pedestal Cover, White
085330-09-705 Hinge-Hardware Set, White
085330-01-724 Seat & Ring (White Wood)
136729-01-702 Hand Spray w/Hose, Platinum
(Chrome)
085330-04-708 Bracket f/Hand Spray w/Fasteners,
White



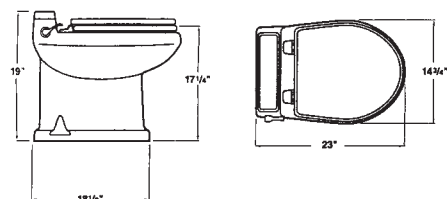
**Aqua-Magic Starlite - High
Pce. Parts**

17-1/2" L x 14-13/16" W x 16-1/8" H
039341-03-000 Toilet, Starlite High (Piece Parts
Only)
039341-02-703 Plug-Hole, Toilet - Ivory
039341-02-705 Mounting Pkg. - w/Seal Bolt & Nut
039341-03-701 Ring-Seat, Toilet - Parchment
064076-01-701 Mechanism - Flush (After 3/85)
064076-01-705 Valve-Ball Replacement Pkg.
064076-03-702 Vacuum Breaker Pkg., White



Aqua-Magic V - High

147421-04-01A Toilet/Aqua Magic 5 (High)
Handflush w/o Spray, White
063740-01-706 Bolt Package-Floor Flange
147421-01-700 Seat & Cover Assembly, White
147421-01-701 Water Module Assembly
147421-01-703 Link-Water Module
147421-01-706 Seal-Blade
147421-01-707 Cap (Universal Bolt), White
147421-01-709 Nozzle Asm. & Flush Tube



Concerto Toilet Pce. Parts

The Concerto toilet is made of 100% Vitreous China. European styling features a flush lever and a deep bowl.

146770-01-01A Toilet-Concerto w/Spray, White
(Pce. Parts Only)
085330-01-716 Flange-Floor, 3" MPT
144447-01-713 Insert-Base Ring
144447-01-717 Floor Flange-3" Spigot
146770-01-700 Cover/Access-White
146770-01-701 Flush (Switch Assembly)
146770-01-702 Flush (Shaft Handle Kit)
146770-01-703 Seat and Lid (White)
146770-01-704 Bowl-w/Access Cover (White)
146770-01-705 Bowl-(Seal Kit)
146770-01-706 Shaft (Flush Ball Kit)
146770-01-707 Bolts-J (Incl. Nuts Washers)
146770-01-708 Hardware (Nuts/Washers) Plastic
146770-01-709 Base (Stool) f/Concerto
146770-01-710 O-Ring
146770-01-711 Adapter Kit (Floor Flange)
146770-01-712 Cable (Flush Kit)
146770-01-713 Pulley Kit
146770-01-714 Bracket-Base
146770-01-715 Spring Return Kit
146770-01-716 Hose (Water Supply)
146770-01-717 Water Valve Kit
146770-01-718 Mounting Hardware (Chrome)
146770-01-719 Flush Handle (Chrome)
146770-01-721 Vacuum Breaker w/Hand Spray
136729-01-702 Hand Spray w/Hose, Platinum
(Chrome)
085330-04-708 Bracket f/Hand Spray w/Fasteners,
White
085330-04-701 Hand Spray w/Hose, White
144447-01-704 Vacuum Breaker Asm.

PLUMBING



Aqua-Magic - Low

147421-05-01A Toilet/Aqua Magic 5 (Low) Hand Flush w/o Spray, White
 063740-01-706 Bolt Package-Floor Flange
 147421-01-700 Seat & Cover Assembly, White
 147421-01-701 Water Module Assembly
 147421-01-703 Link-Water Module
 147421-01-706 Seal-Blade
 147421-01-707 Cap (Universal Bolt), White
 147421-01-709 Nozzle Asm. & Flush Tube



Aqua-Magic Starlite - Low Pce. Parts

17-1/2" L x 14-13/16" W x 12-3/8" H
 064076-03-000 Toilet - Starlite, Low-White w/o Watersaver (Pce. Parts Only)
 064076-02-000 Toilet - Starlite, Low-Ivory w/ Watersaver (Pce. Parts Only)
 039341-02-703 Plug Hole-Toilet - Ivory
 039341-02-705 Mounting Pkg. w/Seal
 064076-01-701 Mechanism Flush (After 3/85)
 064076-01-705 Valve-Ball, Replacement Pkg.
 064076-03-701 Ring-Seat, Toilet, White
 064076-03-702 Breaker-Vacuum, Pkg., White
 064076-03-703 Mechanism, White
 064076-03-704 Plug-Hole, White



Aqua-Magic Toilet

147421-06-01A Toilet-Aqua Magic 5 (High) Foot Flush w/o Spray-White

CONTINUED NEXT COLUMN

132389-01-708 Hand Spray Kit-Chrome Head
 147421-01-700 Seat & Cover Assembly (Wht.)
 147421-01-701 Water Module Assembly
 147421-01-702 Nozzle Assembly
 147421-01-703 Link-Water Module
 147421-01-704 Pedal-White
 147421-01-705 Foot Cable
 147421-01-707 Cap (Universal Bolt), White



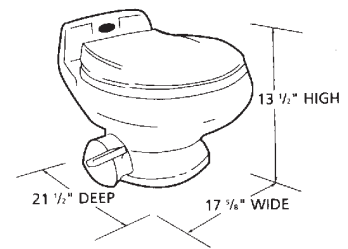
Aqua-Magic V High

17.8"L x 15"W x 18.4"H
 147421-01-01A Toilet-AM 5, High, w/Spray, White
 063740-01-706 Bolt Package-Floor Flange
 132389-01-708 Hand Spray Kit (Chrome Head)
 147421-01-700 Seat & Cover Assembly (Wht)
 147421-01-701 Water Module Assembly
 147421-01-703 Link-Water Module
 147421-01-704 Pedal-White
 147421-01-705 Foot Cable
 147421-01-706 Seal-Blade
 147421-01-707 Cap (Universal Bolt)-White
 147421-01-708 Hand Spray Kit, White Head
 147421-01-709 Nozzle Asm. & Flush Tube



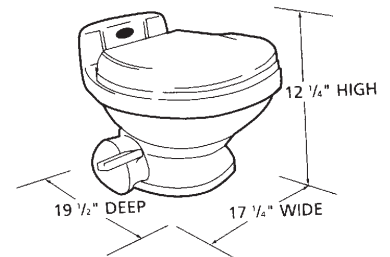
Aqua-Magic V Low

17.8"L x 15"W x 14"H
 147421-02-01A Toilet-AM 5, Low, w/Spray, White
 147421-03-01A Toilet-AM 5, Low, w/o Spray, White
 063740-01-706 Bolt Package-Floor Flange
 147421-01-700 Seat & Cover Assembly (Wht)
 147421-01-701 Water Module Assembly
 147421-01-703 Link-Water Module
 147421-01-704 Pedal-White
 147421-01-705 Foot Cable
 147421-01-706 Seal-Blade
 147421-01-707 Cap (Universal Bolt)-White
 132389-01-708 Hand Spray Kit (Chrome Head)
 147421-01-708 Hand Spray Kit, White Head
 147421-01-709 Nozzle Asm. & Flush Tube



Traveler 511 Pce. Parts

085330-04-000 Toilet,China, Shorty w/Spray Bone (Pce. Parts Only)
 085330-01-704 Teflon And Rubber Seals
 085330-01-706 Ball, Shaft And Cartridge
 085330-01-707 Cartridge, Spring
 085330-01-709 Valve, Water
 085330-01-714 Seal, Flange, Floor
 085330-01-717 Bolt Mounting Package
 085330-01-718 Seal, Base and Mounting Hardware
 085330-04-700 Breaker, Vacuum, For Handspray
 085330-04-702 Lever, Flush
 085330-01-720 Hinge, Hardware, Bone
 085330-04-701 Hand Spray w/Hose (500 & 900), White
 136729-01-702 Hand Spray w/Hose, Platinum (Chrome)
 085330-04-708 Bracket f/Hand Spray w/Fasteners, White



Model 911 w/Spray Shorty Pce. Parts

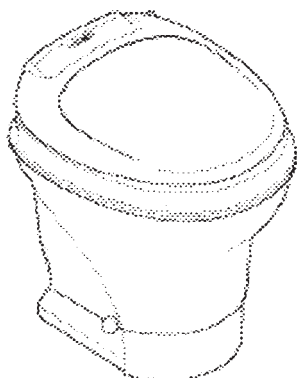
085330-07-000 Toilet, China, Shorty w/Spray, Bone (Pce. Parts Only)
 085330-01-704 Kit, Teflon & Rubber Seal
 085330-01-706 Kit, Ball Shaft & Cartridge
 085330-01-707 Spring Cartridge Asm., Toilet
 085330-01-709 Kit, Water Valve
 085330-01-714 Floor Flange Seal
 085330-01-717 Bolt Mounting Pkg.
 085330-01-718 Base Seal & Mtg. Hdwe.
 085330-04-702 Lever, Flush
 085330-06-700 Seat Assembly, Bone, w/Hinge Hardware
 085330-06-701 Valve w/Diverter
 085330-04-701 Hand Spray w/Hose (500 & 900), Wht.
 136729-01-702 Hand Spray w/Hose, Platinum (Chrome)
 085330-04-708 Bracket f/Hand Spray w/Fasteners, White



Aqua-Magic IV Low

17-1/2" L x 14-13/16" W x 12-3/8" H

- 067487-01-000 Toilet-Aqua Magic IV, Low, Ivory (Hand Flush)
- 067487-02-000 Toilet-Aqua Magic IV, Low, Ivory (Foot Flush) (Pce. Parts Only)
- 067487-03-000 Toilet-Aqua Magic IV, Low, Soft White (Hand Flush) (Pce. Parts Only)
- 067487-04-000 Toilet- Aqua Magic IV, Low, White (Hand Flush) (Pce. Parts Only)
- 063740-01-706 Bolt Package-Floor Flange
- 063740-01-714 Valve Asm. (Valve-Ball Seal)
- 063740-01-720 Lever Kit, Water Flush, Bearing
- 063740-02-700 Seat & Cover, Parchment
- 063740-02-703 Kit-Lever/Wire Asm. (Foot Flush)
- 063740-01-721 Blade Only
- 131932-01-701 Seat/Cover Assembly, White
- 067487-03-700 Seat & Cover Asm., White
- 131932-01-700 Cover-Mechanism, White



**Aqua Magic IV
Pce. Parts**

17-1/2" L x 14-13/16" W x 16-1/8" H

- 131932-01-01A Toilet, AM IV, High, Hand Flush, Ivory (Pce. Parts Only)
- 063740-01-706 Bolt Package-Floor Flange
- 063740-01-714 Valve Asm. (Valve-Ball Seal)
- 063740-01-720 Lever Kit, Wat-Flush-Bearing
- 063740-01-721 Blade Only
- 063740-02-700 Seat & Cover, Parchment
- 063740-01-722 Seal-Blade
- 131932-01-700 Cover-Mechanism, White
- 131932-01-701 Seat/Cover Asm., White
- 063740-01-722 Seal-Blade
- 131932-01-702 Cover-Mechanism, Parchment



Style II Toilet

19-1/2" H x 15-1/16" W x 20" L.

- 160815-01-01A Toilet-Style II (Tall) w/Spray-White
- 063740-01-706 Bolt Package-Floor Flange
- 132389-01-708 Hand Spray Kit-Chrome Head
- 147421-01-707 Cap (Universal Bolt) White
- 152829-01-706 Waste Ball-White
- 152829-01-707 Seal-f/Waste Ball
- 152829-01-708 Vacuum Breaker
- 152829-01-710 Flush Nozzle-White
- 160815-01-700 Seat & Cover Assembly
- 160815-01-701 Pedal-Tall, White
- 160815-01-702 Insert/Pedal Cover-White
- 160815-01-703 Water Valve
- 160815-01-704 Waste Ball Drive Arm



**Aqua-Magic IV
Pce. Parts**

17-1/2" L x 14-13/16" W x 16-1/8" H

- 131932-02-01A Toilet, AM IV, High, Parchment (Pce. Parts Only)
- 063740-01-706 Bolt Package-Floor Flange
- 063740-01-714 Valve Asm. (Valve-Ball Seal)
- 063740-01-720 Lever Kit, Wat-Flush-Bearing
- 063740-01-721 Blade Only
- 063740-02-700 Seat & Cover, Parchment
- 063740-01-722 Seal-Blade
- 063740-02-703 Kit Lever/Wire Asm. (Foot Flush)
- 131932-02-700 Cover-Mechanism, Parchment



**Thetford Aurora Toilet
Pce. Parts**

20-1/2" L x 17-1/4" W x 17-3/4" H

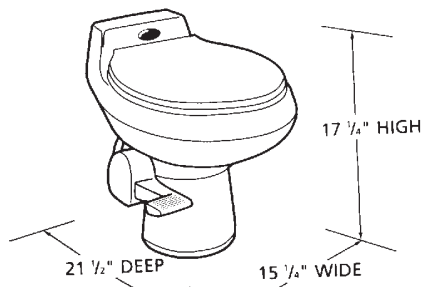
- 132389-01-01A Toilet-Aurora China, White (Pce. Parts Only)
- 132389-01-700 Seat Only, White
- 132389-01-701 Hinge Post Kit
- 132389-01-702 Upper Mechanism Kit, White
- 132389-01-703 Hinge Pins
- 132389-01-704 Cover-Seat, White
- 132389-01-705 Vacuum Breaker Package
- 132389-01-706 Flush Nozzle-Package
- 132389-01-707 Tube-Water Supply
- 132389-01-708 Hand Spray Kit (Chrome Head)
- 132389-01-709 Cover-Side Access, White
- 132389-01-710 Water Valve Package
- 132389-01-711 Lower Mechanism, White
- 132389-01-712 Closet Flange-Seal/Bolt Pkg.
- 132389-01-713 Seal-Blade
- 132389-01-715 Seal-Flange
- 132389-01-716 Seal Kit-Upper Mechanism w/Lower Flange Seal
- 147421-01-708 Hand Spray Kit, White Head



**Aqua-Magic IV - High
Pce. Parts**

17-1/2" L x 14-13/16" W x 16-1/8" H

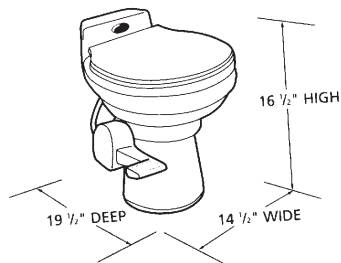
- 131932-02-02A Toilet-Aqua Magic IV, High-Foot Flush, White (Pce. Parts Only)
- 063740-01-722 Seal-Blade
- 063740-01-706 Bolt-Package-Floor Flange
- 063740-01-714 Valve Asm. (Valve-Ball Seal)
- 063740-01-721 Blade Only
- 063740-02-703 Kit Lever/Wire Asm., Foot Flush
- 131932-01-701 Seat/Cover Asm., White
- 131932-02-701 Cover, Mechanism, White
- 131932-02-702 Pedal Pkg., White



**SeaLand 510
Pce. Parts**

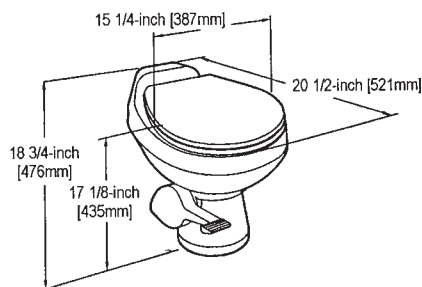
The Model 510 has a china bowl that won't stain, scratch or fade. Flushes with only one pint of water. Bone color.

- 085330-02-000 Toilet - China, Bone - 510 (Piece Parts Only)
- 085330-01-704 Kit - Teflon & Rubber Seals
- 085330-01-706 Kit - Ball Shaft & Cartridge
- 085330-01-707 Spring Cartridge Asm. - Toilet
- 085330-01-709 Kit - Water Valve
- 085330-01-714 Floor Flange Seal
- 085330-01-717 Bolt Mounting Pkg.
- 085330-01-718 Base Seal & Mounting Hardware
- 085330-04-700 Breaker-Vacuum F/Handspray
- 085330-06-703 Lever Flush
- 085330-04-701 Hand Spray w/Hose (500 & 900), Wht.
- 136729-01-702 Hand Spray w/Hose, Platinum (Chrome)
- 085330-04-708 Bracket f/Hand Spray w/Fasteners, White



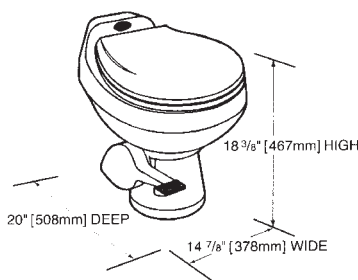
Model 910 w/Spray

- 085330-06-000 Toilet, China Standard w/Sprayer, Bone (Pce. Parts Only)
- 085330-01-704 Kit, Teflon & Rubber Seals
- 085330-01-706 Kit, Ball Shaft & Cartridge
- 085330-01-707 Spring Cartridge Asm., Toilet
- 085330-01-709 Kit, Water Valve
- 085330-01-714 Floor Flange Seal
- 085330-01-717 Bolt Mounting Pkg. w/Seal
- 085330-01-718 Base Seal & Mtg. Hardware
- 085330-06-700 Seat Assembly, Bone, w/Hinge Hardware
- 085330-06-701 Valve w/Diverter
- 085330-06-703 Flush Lever
- 085330-04-701 Hand Spray w/Hose (500 & 900), Wht.
- 136729-01-702 Hand Spray w/Hose, Platinum (Chrome)
- 085330-04-708 Bracket f/Hand Spray w/Fasteners, White
- 140798-01-702 Ring & Half Clamp Kit-White



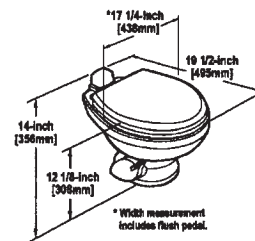
**SeaLand
Standard Toilet w/Sprayer**

- 136729-01-01A Toilet-Standard w/Sprayer, White (Pce. Parts Only)
- 085330-01-704 Teflon & Rubber Seal Kit
- 085330-01-707 Cartridge Spring Assembly
- 085330-01-709 Valve-Water
- 085330-01-714 Seal-Flange, Floor
- 085330-01-716 Flange-Floor, 3" MPT
- 085330-01-717 Bolt-Mounting Package
- 085330-04-701 Hand Spray w/Hose (500 & 900)
- 085330-06-701 Breaker-Vacuum/Diverter (900)
- 085330-06-703 Lever-Flush
- 085330-09-702 Cover/Pedal Kit, White
- 085330-09-703 Base Kit, White
- 085330-09-704 Pedestal Cover, White
- 136729-01-700 Seat-Assembly, White
- 136729-01-702 Hand Spray w/Hose, Platinum, Chrome
- 136729-01-703 Bracket f/Hand Spray, Chrome
- 140798-01-702 Ring & Half Clamp Kit, White



SeaLand 2010 Traveler

- 134789-01-01A Toilet-Standard w/Sprayer, White
- 085330-01-704 Teflon & Rubber Seal Kit
- 085330-01-706 Ball (Flapper) Shaft/Cartridge
- 085330-01-707 Cartridge Spring Assembly
- 085330-01-709 Valve-Water
- 085330-01-716 Flange-Floor, 3" MPT
- 085330-01-717 Bolt-Mounting Package
- 085330-04-701 Hand Spray w/Hose (500 & 900)
- 085330-06-701 Breaker-Vacuum/Diverter (900)
- 085330-06-703 Lever-Flush
- 085330-09-702 Cover/Pedal Kit, White
- 085330-09-703 Base Kit, White
- 085330-09-704 Pedestal Cover, White
- 085330-09-705 Hinge-Hardware Set, White
- 085330-01-724 Seat & Ring, (White Wood)
- 136729-01-702 Hand Spray w/Hose, Platinum (Chrome)
- 085330-04-708 Bracket f/Hand Spray w/Fasteners, White



SeaLand Traveler Lite Toilet

Traveler Lite china toilets are our lightest RV toilets. The lustrous, vitreous china bowl provides all the beauty and easy cleanability of a household toilet, while the household-size seat and lid provide the same comfort. It's the perfect alternative to plastic toilets.

- 140798-01-01A Toilet-Traveler Lite, Tall
- 085330-01-716 Flange-Floor, 3" MPT
- 085330-01-717 Bolt Mounting Package
- 085330-04-701 Hand Spray w/Hose (500 & 900)
- 085330-06-701 Breaker-Vacuum/Diverter (900)
- 140798-01-700 Seat Assembly-White
- 140798-01-702 Ring & Half Clamp Kit-White
- 140798-01-705 Ball/Shaft/Cartridge Kit
- 140798-01-708 Spring Cartridge Kit
- 140798-01-709 Flush Lever
- 140798-01-710 Vacuum Breaker Kit w/o Spray
- 140798-01-711 Vacuum Breaker Cover Kit, White
- 085330-01-709 Valve-Water
- 085330-01-714 Seal-Flange, Floor
- 140798-01-712 Seal-Flange, Floor
- 085330-01-704 Teflon & Rubber
- 136729-01-702 Hand Spray w/Hose, Platinum (Chrome)
- 085330-04-708 Bracket f/Hand Spray w/Fasteners, White
- 140798-01-713 Flush Pedal Kit, White
- 140798-01-715 Floor Bolt Mtg. Kit

Style Lite Tall

- 152829-01-01A Toilet/Aqua-Magic Style Lite-Tall w/Spray, White
- 132389-01-708 Hand Spray Kit (Chrome Head)
- 152829-01-700 Seat/Cover Assembly, White
- 152829-01-701 Water Valve
- 152829-01-702 Waste Ball Drive Arm
- 152829-01-703 Water Valve Drive Arm
- 152829-01-704 Cable f/Pedal
- 152829-01-705 Spring/Return f/Water Valve
- 152829-01-706 Waste Ball, White
- 152829-01-707 Seal f/Waste Ball
- 152829-01-708 Vacuum Breaker
- 152829-01-709 Pedal Package, White
- 152829-01-710 Flush Nozzle, White
- 152829-01-711 Pod-White
- 152829-01-712 O-Ring f/Bowl Wrap
- 152829-01-713 Bowl Wrap, White
- 152829-03-01A Toilet/Aqua Magic Style Lite Tall w/o Spray, White
- 147421-01-707 Cap (Universal Bolt), White
- 152829-01-700 Seat/Cover Assembly, White
- 152829-01-701 Water Valve



CONTINUED NEXT PAGE

152829 STYLE LITE TALL CONTINUED

- 152829-01-702 Waste Ball Drive Arm
- 152829-01-703 Water Valve Drive Arm
- 152829-01-704 Cable f/Pedal
- 152829-01-705 Spring/Return f/Water Valve
- 152829-01-706 Waste Ball, White
- 152829-01-707 Seal f/Waste Ball
- 152829-01-708 Vacuum Breaker
- 152829-01-709 Pedal Package, White
- 152829-01-710 Flush Nozzle, White
- 152829-01-711 Pod, White
- 152829-01-712 O-Ring f/Bowl Wrap
- 152829-01-713 Bowl Wrap, White
- 152829-02-700 Bolt Package-Mounting, White
- 147421-01-708 Hand Spray Kit, White Head



Aqua Magic Style Plus Tall

- 152830-01-01A Toilet/Aqua Magic Style Plus-Tall w/o Spray, White
- 152829-01-700 Seat/Cover Assembly, White
- 152829-01-701 Water Valve
- 152829-01-702 Waste Ball Drive Arm
- 152829-01-703 Water Valve Drive Arm
- 152829-01-704 Cable f/ Pedal
- 152829-01-705 Spring/Return f/Water Valve
- 152829-01-706 Waste Ball, White
- 152829-01-707 Seal f/Waste Ball
- 152829-01-708 Vacuum Breaker
- 152830-01-700 Pedal Package, White
- 152830-01-701 Flush Nozzle, White
- 152830-01-702 O-Ring Pkg. f/Shroud
- 152830-01-703 Shroud-Tall, White

Aria Toilet

- 152831-01-01A Toilet/Aria Classic, High Profile, w/o Spray, White
- 152831-01-700 Seat & Cover Asm., White
- 152831-01-701 Nozzle Asm., White
- 152831-01-702 Water Valve
- 152830-01-703 Water Valve Return Spring
- 152831-01-704 Spacer Kit (1) 3/8" (2) 1/8"
- 152831-01-705 Mechanism-Aria Classic
- 152831-01-706 Seal-Blade
- 152831-01-707 Cable-High Profile
- 152831-01-708 Pedal Package, White
- 152831-01-709 Hole Plug, White
- 152831-01-710 Vacuum Breaker
- 152831-01-711 Bolt Package-Mounting
- 152831-01-712 Cap-Bolt Covers, White



Style Lite Short Toilet

- 152829-02-01A Toilet/Aqua Magic Style Lite-Short w/o Spray, White
- 147421-01-707 Cap (Universal Bolt), White
- 152829-01-700 Seat/Cover

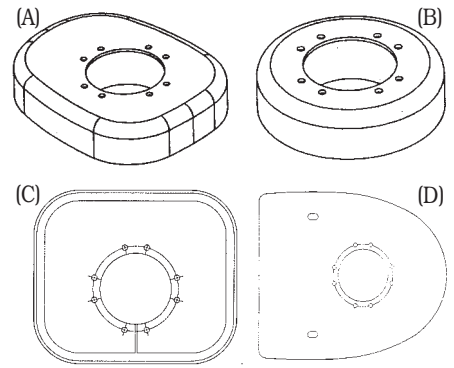
- Assembly, White
- 152829-01-701 Water Valve
- 152829-01-702 Waste Ball Drive Arm
- 152829-01-703 Water Valve Drive Arm
- 152829-01-704 Cable f/Pedal
- 152829-01-705 Spring/Return f/Water Valve
- 152829-01-706 Waste Ball, White
- 152829-01-707 Seal-f/Waste Ball
- 152829-01-708 Vacuum Breaker
- 152829-01-709 Pedal Package, White
- 152829-01-710 Flush Nozzle, White
- 152829-01-711 Pod, White
- 152829-01-712 O-Ring f/Bowl Wrap
- 152829-01-713 Bowl Wrap, White
- 152829-02-700 Bolt Package-Mounting, White



Style Lite Tall

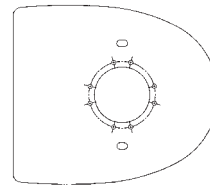
- 152829-03-01A Toilet/Aqua Magic Style Lite Tall w/o Spray, White
- 147421-01-707 Cap (Universal Bolt), White
- 152829-01-700 Seat/Cover Assembly, White

- 152829-01-701 Water Valve
- 152829-01-702 Waste Ball Drive Arm
- 152829-01-703 Water Valve Drive Arm
- 152829-01-704 Cable f/Pedal
- 152829-01-705 Spring/Return f/Water Valve
- 152829-01-706 Waste Ball, White
- 152829-01-707 Seal f/Waste Ball
- 152829-01-708 Vacuum Breaker
- 152829-01-709 Pedal Package, White
- 152829-01-710 Flush Nozzle, White
- 152829-01-711 Pod, White
- 152829-01-712 O-Ring f/Bowl Wrap
- 152829-01-713 Bowl Wrap, White
- 152829-02-700 Bolt Package-Mounting, White



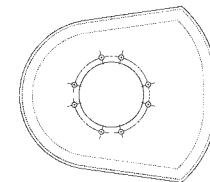
Toilet Spacers

- (A) 131786-02-01A Spacer-Toilet, Oval, 13.5" Dia. x 2.8"H, Soft White
- (A) 131786-03-01A Spacer-Toilet, Round, 10" Dia. x 1.25"H, Soft White
- (B) 131786-01-01A Spacer-Toilet, Round, 10" Dia. x 2.75"H, Soft White
- (C) 131786-05-01A Spacer-Toilet, Soft White, 1.25" x 12.2" x 14.2"
- (D) 131786-06-01A Spacer-Toilet, Half Oval, 18.5" x 16" x 1.25", Soft White
- (A) 131786-07-01A Spacer-Toilet, Oval, 13.5" Long x 1.25" High, Soft White



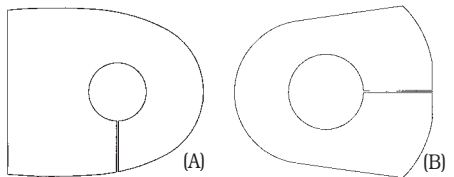
Toilet Spacers

- 131786-08-01A Spacer-Toilet-Half Oval 18.4" x 16" x .8", Soft White



Toilet Spacers

- 131786-09-01A Spacer-Toilet-Oval 15.1" x 13.5" x .8", Soft White



Toilet Spacers

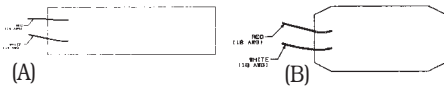
- (A) 132179-06-000 Foam Spacer, Toilet, Concerto
- (B) 132179-09-000 Spacer/Foam, Toilet

Toilet Riser

(NOT SHOWN)

- 132389-01-717 Riser w/Seal, 2.5"-White

Works on ALL Sealant/Thetford EXCEPT Aria



Holding Tank Heater Pad

- (A) 133972-01-000 Pad-Heater, Holding Tank-40 Gallon
- (B) 133972-03-000 Pad-Heater, Elbow 1.5" dia.
- (A) 133972-04-000 Pad-Heater, Holding Tank-34 Gallon
- (B) 133972-05-000 Pad-Elbow Heating 3.0" Diameter

GCH10A-4E Atwood Water Heater

- 145541-01-000 Water Htr-10, Gas/120/IGN, REM
- 051391-01-704 Valve-Relief, 1/2" Fitting
- 051391-01-715 Plug-Drain, 1 EA = 2 Per Package
- 051391-04-707 Kit-Exhaust, (Flue & Gasket)
- 051391-05-706 Element-Heating, 1500 Watt
- 051393-01-721 Thermostat w/Eco, 140 Frt Mt
- 051393-01-725 Electrode-Sgl Spade Connect
- 051393-01-726 Valve/Solenoid-w/o Bracket
- 145541-01-700 Tank -w/Insulation-10 Gal
- 145541-01-701 Switch-On/Off-White
- 145541-01-702 Circuit Board
- 051393-01-723 Switch-Thermal Cutout-2 Pk.
- 145541-01-704 Relay
- 145541-01-705 Junction Box (Plastic) 6 Gal
- 097967-01-000 Switch-Water Heater-Remote w/Light

GCH6A-10E Atwood Water Heater

- 145541-02-000 Water Htr- 6, Gas/120/IGN, REM
- 051391-01-704 Valve-Relief, 1/2" Fitting
- 051391-01-715 Plug-Drain, 1 EA = 2 Per Package
- 051391-04-707 Kit-Exhaust, (Flue & Gasket)
- 051391-05-706 Element-Heating, 1500 Watt
- 051393-01-721 Thermostat w/Eco, 140 Frt Mt
- 051393-01-725 Electrode-Sgl Spade Connect
- 051393-01-726 Valve/Solenoid-w/o Bracket
- 145541-01-701 Switch-On/Off-White
- 145541-01-702 Circuit Board
- 145541-01-704 Relay
- 145541-02-700 Tank-w/Insulation-6 Gal
- 145541-02-701 Junction Box (Plastic) 6 Gal
- 097967-01-000 Switch-Water Heater-Remote w/Light
- 051393-01-723 Switch-Thermal Cutout-2 Pk.

GEH16ET Water Heater

- 145541-03-000 Water Heater/Motor Aid/Gas/Elect. Ign. 110V./GEH16EXT-10 Gal.
- 051391-01-704 Valve-Relief, 1/2" Fitting
- 051391-01-715 Plug-Drain, 1 Ea. = 2 Per Pkg.
- 051391-04-707 Kit-Exhaust, (Flue & Gasket)
- 051391-05-706 Element-Heating, 1500 Watt
- 051393-01-723 Switch-Thermal Cutout 2 Pk.
- 051393-01-725 Electrode-Sgl. Spade Connect
- 051393-01-726 Valve/Solenoid w/o Bracket
- 145541-01-701 Switch-On/Off, White
- 145541-01-702 Circuit Board
- 145541-01-704 Relay
- 145541-01-705 Junction Box (Plastic) 10 Gal.
- 145541-03-700 Thermostat
- 145541-03-701 Mixing Valve
- 145541-03-702 Bypass Valve
- 145541-03-703 Tee
- 145541-03-704 Hose f/Mixing Valve
- 145541-03-705 Elbow
- 145541-03-706 Tank-Inner
- 097967-01-000 Switch-Water Heater, Remote w/Light



Water Heater-4 Gallon

- 113122-01-000 Water Heater-Elec. 4 Gallon
- 051391-01-704 Valve-Relief, 1/2" Fitting
- 074034-01-700 Thermostat/Eco SW Hi-Output
- 074034-01-702 Heating Element/Gasket 110V
- 113122-01-700 Tank-Inner, EHM4-SM

Water Heater-6 Gallon

- 074034-01-000 Water Heater-6 Gallon
- 051391-01-704 Valve-Relief, 1/2" Fitting
- 074034-01-700 Thermostat/Eco SW Hi-Output
- 074034-01-701 Thermostat
- 074034-01-702 Heating Element/Gasket 110V
- 074034-01-704 Valve-Drain, Petcock



Atwood Water Heaters

All Atwood water heaters feature a patented "Thoughttube" combustion chamber, utilizing the pilot flame to help maintain water temperature rather than losing this heat energy into the atmosphere. All units are lightweight and compact, fitting into a 12-1/2" x 16" opening with all the controls accessible from the front for easy servicing.

Atwood G6A-7

- 051391-01-000 Water Heater, 6 Gallon
- 097967-01-000 Switch, Water Heater-Remote w/Light, 12V
- 051391-01-700 Hinge Kit w/Clip
- 051391-01-704 Valve Relief 1/2" Fitting
- 051391-01-705 Fastener Camloc
- 051391-01-708 Burner, Main
- 051391-01-712 Thermostat
- 051391-01-715 Drain Plug
- 051391-01-717 Grille, Water Heater Door
- 051391-04-707 Kit-Exhaust, (Flue & Gasket)
- 051391-01-710 Orifice-Main Burner

**If hot line check valve needed, order: 110438-01-000 or 110438-02-000*

Atwood G4-7 Pce. Parts

- 051391-02-000 Water Heater, 4 Gallon (Piece Parts Only)
- 051391-01-700 Hinge Kit w/Clip
- 051391-01-704 Valve, Relief 1/2" Fitting
- 051391-01-705 Fastener, Camloc
- 051391-04-707 Flue & Gasket f/Exhaust
- 051391-01-714 Fitting Elbow 45
- 051391-01-708 Burner, Main 3E Only
- 051391-01-712 Thermostat
- 051391-01-715 Drain Plug

Atwood G6A-8E Pce. Parts

- 051391-03-000 Water Heater w/Electric Ignition G6A-8E Piece Parts Only For G6A (3E) (4E) (6E) (7E)
- 051391-01-700 Hinge Kit, Pin & Clip
- 051391-01-704 Valve-Relief, 1/2" Fitting
- 051391-01-705 Fastener-Camlock
- 051391-04-707 Kit-Exhaust, (Flue & Gasket)
- 051391-01-708 Burner-Main
- 051391-01-714 Fitting-Elbow 45, 3/8F x 3/8
- 051391-01-715 Plug-Drain, 1 ea. = 2 Per. Pkg.
- 051391-04-701 Thermostat 12VDC-120
- 051391-04-706 Tank-Inner, G6A-4E & 6E Frt. Mount
- 051393-01-702 Switch-Energy Cut Off
- 051393-01-721 Thermostat w/ECO
- 051393-01-723 Switch-Thermal Cut Off w/Pkg.
- 051393-01-724 Board-Circuit, Spade Terminal
- 051393-01-725 Electrode-Sgl. Spade Connect
- 051393-01-726 Valve-Solenoid, w/o Bracket
- 097967-01-000 Switch-Water Heater, Remote w/Light
- If hot line check valve needed order 110438-01-000 1/2" MPT x 1/2" FPT or 110438-02-000 1/2" MPT x 1/2" MPT

Atwood GH6-8E

- 051393-01-000 Water Heater GH6-8E w/Motor & Pilotless Ignition
- Piece Parts Only for GH6 - (3E) (4E) (6E) (7E)
- 051391-01-700 Hinge Kit (Pin & Clip)
- 051391-01-704 Valve-Relief, 1/2" Fitting
- 051391-01-705 Fastener, Camloc
- 051391-01-714 Fitting-Elbow 45, 3/8F x 3/8
- 051391-01-715 Plug-Drain, 1 Ea = 2 Per Package
- 051391-01-717 Grille-Water Heater Door
- 051391-04-701 Thermostat 12V DC-120 Preset
- 051391-04-704 Tank-Inner (Frt-Mt)
- 051391-04-707 Kit-Exhaust, (Flue & Gasket)
- 051393-01-721 Thermostat w/Eco, 140 Frt Mt
- 051393-01-723 Switch-Thermal Cutout 2/Pk
- 051393-01-724 Board-Circuit, Spade Terminal
- 051393-01-725 Electrode-Sgl. Spade Connect
- 051393-01-726 Valve/Solenoid w/o Bracket
- 097967-01-000 Switch-Water Heater, Remote w/Light

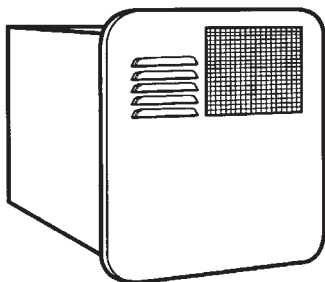
**Atwood G1110A-3C
Pce. Parts**

- 051391-05-000 Water Heater, Motor Aid-Gas/Elec. Ign., 10 gal. (Pce. Parts Only)
- 051391-01-715 Plug-Drain, 1 ea. (2 per pkg.)
- 051391-01-717 Grille-Water Heater Door
- 051391-04-707 Kit-Exhaust (Flue & Gasket)
- 051391-05-704 Tank-Inner
- 051391-05-705 Switch-On/Off
- 051391-05-706 Element-Heating w/Gasket (1500 Watt)
- 051391-05-707 Thermostat & ECO 110 Volt
- 097967-01-000 Switch-Remote w/Light
- 051393-01-721 Thermostat w/ECO 140 Frt. Mt.
- 051393-01-723 Switch-Thermal Cutout
- 051393-01-724 Board-Circuit, Spade Terminal
- 051393-01-725 Electrode-Sgl. Spade Connect
- 051391-01-704 Valve-Relief 1/2" Fitting
- 051391-04-701 Thermostat-12V
- 051393-01-726 Solenoid Valve w/o Brkt.
- 051393-01-729 Bracket f/6 Gal. System
- 051393-01-730 Bracket f/10 Gal. System

**If hot line check valve needed, order: 110438-01-000 1/2" MPT x 1/2" FPT or 110438-02-000 1/2" MPT x 1/2" MPT*

Atwood GCH6A-9E

- 051391-07-000 Water Heater, Motor Aid-Gas/Elec. Ign., 6 Gal. (Pce. Parts Only)
- 051391-01-704 Valve-Relief, 1/2" Fitting
- 051391-01-715 Plug-Drain, 1 ea., 2 Per Pkg.
- 051391-01-717 Grille-Water Heater Door
- 051391-04-701 Thermostat-12V DC-120 Preset
- 051391-04-707 Kit-Exhaust (Flue & Gasket)
- 051391-05-706 Element-Heating, 1500 Watt
- 051391-05-707 Thermostat & ECO, 110 Volt
- 051391-07-700 Switch-On/Off, 110 Volt
- 051391-07-701 Tank-Inner
- 051393-01-721 Thermostat w/ECO, 140 Frt. Mt.
- 051393-01-723 Switch-Thermal Cutout 2/Pk.
- 051393-01-725 Electrode-Sgl. Spade Connect
- 051393-01-726 Valve-Solenoid w/o Bracket
- 097967-01-000 Switch-Remote w/Light
- 051391-01-710 Orifice, Main Burner
- 051391-03-700 Holder-Orifice
- 051391-04-703 Burner-Main/Electronic Ignition

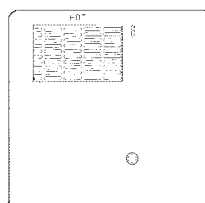
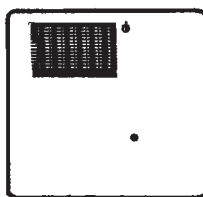


Water Heater

- 128994-01-000 Water Heater-10 Gallon (Pce. Parts Only)
- 128994-01-701 Module Board
- 128994-01-702 Cover-Module Board
- 128994-01-709 Electrode
- 128994-02-000 Door Asm. Water Heater
- 128994-01-725 Pipe-Drain w/Plug

Water Heater Door

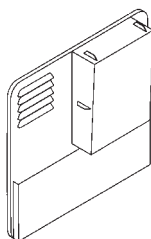
18" Wide x 14.6" tall.
052009-08-000 Door, VW White



Water Heater Door

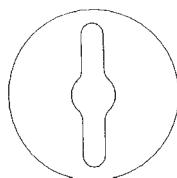
Galvanized steel.

- 125420-03-03A Door, Water Heater, Black, 18" x 17.7"
- 125420-04-03A Door, Water Heater, Black, 18" x 14.6", Grille Protrudes 2.2"
- 125420-05-03A Door, Water Heater, Black, 18" x 17.7"
- 125420-01-03A Door, Water Heater, Black, 18" x 17.7", Grille Protrudes 2.6"
- 125420-06-02A Door-Water Heater 18" x 14.6" B/W
- 125420-06-03A Door-Water Heater, 18" x 14.6", Black



Water Heater Door

128994-02-000 Door-Water Heater w/Frame, 10 Gal.



Water Heater Latch Protector

116424-01-000 Protector-Water Heater Latch



(A)



(B)



(C)



(D)

San-T-Flush Holding Tank Flushing System

- (A) 125697-02-000 Nozzle Weld-A-Flush
- (B) 125697-03-000 Check Valve-Flushing System
- (C) 125697-04-000 Breaker-Vacuum, Flushing System
- (D) 125697-05-000 Inlet-Water, Flushing System
- 125697-06-000 Instructions-User, Flushing (Not Shown)
- 125697-07-000 Label-Caution, Flushing System (Not Shown)



**AQUA-BOWL®
Bathroom Cleaner**

Cleans and freshens toilets, tubs, sinks and showers. Non-abrasive, non-scrub cleaner. Ideal for plastic, fiberglass and porcelain surfaces. For RV, boat and home use. Thicker formula.

701264-01-000 Bathroom Cleaner



Toilet Tissue

For use in all RV and Marine permanent, recirculating and portable toilets. Specially-formulated, rapid-dissolving tissue. Helps prevent messy clogs. Flushes easily from bowl. Soft, snowy-white tissue. Biodegradable. Four rolls per package.

701178-01-000 Toilet Tissue



Holding Tank Deodorant in Water-Soluble Packs

Eight premeasured water soluble packs. For use in RV and boat holding tanks and portable toilets. Easy to use. Biodegradable. The ultimate in convenience - Simply drop it in.

701263-02-000 8 Pack, Holding Tank Deodorant




Concentrated, Non-Staining, Holding Tank Deodorant

Eliminates waste odor. Liquifies waste. Helps break down toilet tissue. Fast, effective action around the clock. Detergent additive keeps holding tank clean. 100% biodegradable. For use in all portable and recirculating heads, RV and Marine heads with waste holding tank systems.

701263-01-700 3-8 Oz. Bottles

701267-01-000 32 Oz. Bottle



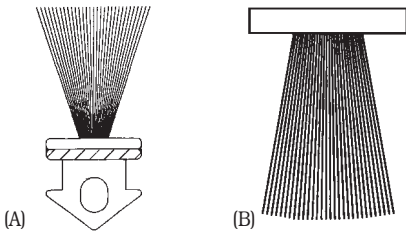
Foam Seal

- 154585-01-01A Seal-Foam, Tape, Adhesive Back, 3/8" x 3/8" Black
- 154585-02-01A Seal-Foam, Tape, Adhesive Back, 3/4" x 1/2" Black
- 154585-03-01A Seal-Foam, Tape, Adhesive 2-Sided, 1/8" x 3/4" Black
- 154585-04-01A Seal-Foam, Tape, Adhesive Back, 5/8" x 1/8", White



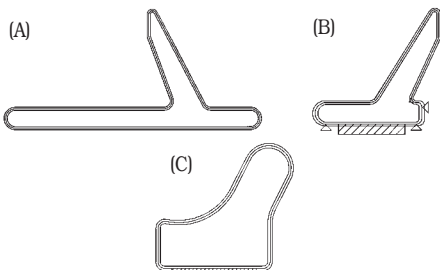
Seal

- 104692-01-000 Seal .75" x .75" x 25', Adhesive Back
- 104692-03-000 Seal-1"x1'-3/16"x15', Foam/Adh. Back



Seal

- (A) 118929-01-01A Seal-Pile, Push On
- (B) 118929-02-01A Seal-Pile, Push-On, Black



Lazy T Sponge Seal

Sold by the foot.

- (A) 075671-01-000 Black 1.3" Wide
- (B) 075671-04-000 Black .5" w/Adhesive
- (C) 075671-05-000 Lazy T, 1/2" w/Adhesive Strip

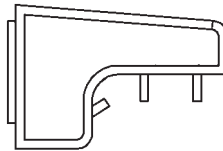
Seal-Lazy T

128913-01-732 Seal-Lazy T



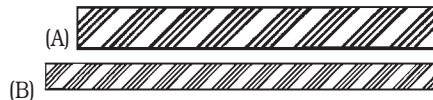
Foam Filter

156475-01-000 Filter/Foam-Drain Hole Cover/Seal, 60 PPI, 1/4" x 1"x 3"



Seal

- 163704-01-01A Seal-Hood/Door-Luggage, Blk., 51.9
- 163704-02-01A Seal-Hood/Door-Luggage, Blk., 62



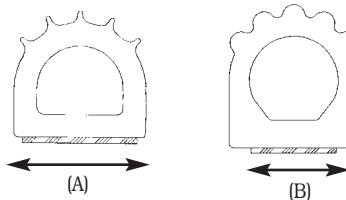
Sponge Seal

- (A) 098408-01-000 Seal-Sponge Rubber, Closed Cell, 1"
- (B) 098408-03-000 Seal-Sponge Rubber, Closed Cell, 1.75"

Door Seal

(Not Shown)

128913-01-728 Seal-Door/Corner, Mitered



Access Door Seal

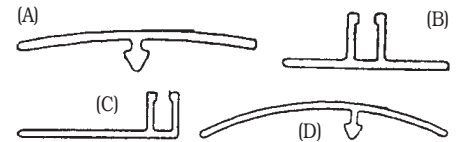
- (A) 107721-08-000 Access Door Seal .9"W x .9"H, Black
- (B) 107721-07-000 Access Door Seal .9"W x 1.1"H, Black



Vinyl Wrapped Molding

1" x 96"

- 105004-01-22A Molding-Vinyl Wrap-Sierra Maple
- 105004-01-24A Molding-Vinyl Wrap, 1" x 96" Honey Cherry



Retainer

- (B) 086229-01-000 Retainer-.75" x 92.1"
- (C) 086229-11-000 Retainer-Offset 97.01"
- (B) 086229-14-000 Retainer-.75" x 98.4"

Batten

- (D) 086229-12-000 Batten 1.5" Offset x 96.8" - Modern Ivory
- (A) 086229-19-000 Batten 1" x 98.3" Ceiling-Off White
- (A) 086229-20-000 Batten 1" x 96" Ceiling-Beige Illusion

Seal - 9 ft. Piece

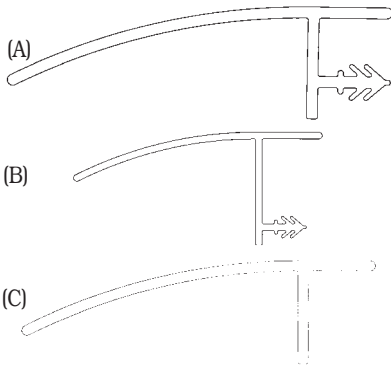
(Not Shown)

134651-01-000 Seal, 1/2" x 3/4" PSA, 1 Side



Extrusion

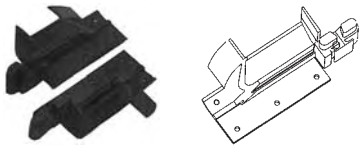
082694-04-000 Extrusion-Valance Panel, Buff, 1.9" x 12"



Seal/Swipe/Slideout Floor


Barbed Stem is 13/32" From Top of Seal

- (A) 139850-01-03A Seal/Swipe f/Slideout Floor, 169.3", Gray
- (C) 139850-03-01A Seal/Swipe w/o Barb f/Slideout Floor-169.3", Gray
- (B) 139850-02-01A Seal/Swipe f/Slideout Floor-169.3" Long, Gray-Barb Stem is 13/16" From Top Of Seal.




Corner Seal

- 143219-01-01A Seal-Corner, Slideout, RH (Shown)
- 143219-02-01A Seal-Corner, Slideout, LH Rear



Rear Trim Molding

- Sold by the foot with adhesive strip. Vinyl.
- 091985-01-06A Sable, .66"
- 091985-01-07A Trim, Brt. White, .66"
- 091985-01-08A Soft White, .66"
- 091985-01-09A Black, .66"



Seal

- 115075-02-000 Seal-Wipe .25" x 2.9", Black



Seal Wipe

- 115075-03-000 Seal-Wipe, .25" x 2.9", Black

Sidewall Door Molding

With adhesive strip. Sold by the foot. Min. 8'.

- 093673-01-01A Off White, 1.4" Wide
- 093673-01-06A Bright White, 1.4" Wide



Body Molding

Sold by the foot. Min. order 8'. Vinyl.

- 092301-01-01A Off White, 1.3" Wide



Vinyl Insert

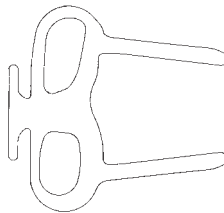
- 059352-01-000 Vinyl Insert Rail Door, Brown



Vinyl Bulb Weather Strip

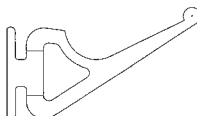
Sold by the foot. 9' minimum.

- 002703-01-000 Gray



Slideout Seal

- 153161-01-01A Seal-Slideout, Double Wipe Lip, Black



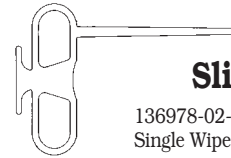
Seal-Slideout

- 143905-01-000 Seal-Slideout, Lower, Black



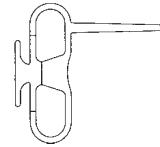
Slideout Seal

- 131611-01-000 Seal-Slideout, Lower, Black



Slideout Seal

- 136978-02-01A Seal-Slideout/Top, Single Wipe Lip, Black


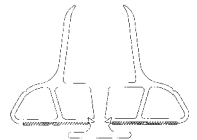


Slideout Seal

- 136978-01-01A Seal-Slideout, Black

Slideout Seal

- 157585-01-01A Seal-Slideout, Main, Black


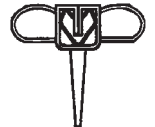


Slideout Seal

- 156480-02-01A Seal/Block, Slideout 2.6" W x 1.6" H x 1.6" D, Black


Slideout Seal

- 115076-03-000 Seal-Slideout



Slideout Seal

- 123012-01-000 Slideout Seal, .09"/.13" Thick x 1.3" w/Adhesive




Slideout Seal

- 123012-02-000 Seal-Slideout, .09"/.13 Thick x 2" w/Adhesive
- 123012-03-000 Seal-Slideout, .09"x.13 Thick x 1.8" w/Adhesive



Trim Seal

154780-04-02A Trim-Seal, Slideout, 179.4" Almond



Slideout Seal

.09"/.13" Thick x 1.5" w/Adhesive

123012-04-000 Seal-Slideout, Black



Sponge Seal

110530-01-000 Seal, Sponge .31" x .62", Black

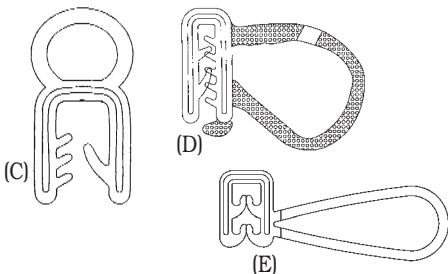
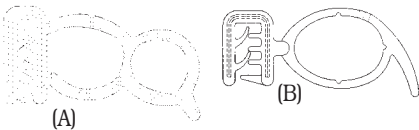


Rubber Seal

099069-01-000 Seal-Rubber-Closed Sponge, .5"W x .12" Thick, Black


Bulb Seal

165260-01-000 Seal-Bulb w/Wired U-Channel .55 Thick x 1.3"



Bulb Seal

- (A) 132892-04-01A Seal-Double Bulb w/Leg, Black
- (B) 132892-06-01A Seal-Bulb w/Leg, Black
- (C) 132892-07-01A Seal-Bulb, Top Clip-on, Black
- (D) 132892-08-01A Seal-Bulb, Single w/U-Channel, Black
- (E) 132892-09-01A Seal-Single Bulb, Solid, Black



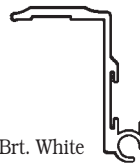
Screen Door Seal

100128-02-000 Seal, Screen Door Foam w/Adhesive Back, .37"W x .37" Thick



Awning Rail

156981-01-01A Rail-Awning, 145.4", Brt. White
156981-04-01A Rail-Awning, 146.8", Brt. Wht.



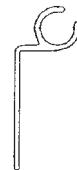
Awning Rail

156840-01-01A Rail-Awning, 192", Brt. White



Awning Rail

146503-01-02A Rail-Awning, 143.8", Black



Awning Rail

099583-55-002 Awning-Rail, 133.9", Off White

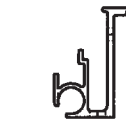


Awning Rail w/Holes 192"

062556-01-001 Rail Awning, Off White
062556-05-001 Rail Awning, Mill

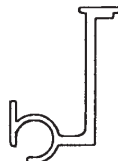
Awning Rail

157284-01-01A Rail-Awning, 192", Bright White



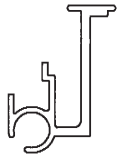
Awning Rail

152036-01-01A Rail, Awning 35.4", Brt. Wht.



Awning Rail

131483-01-01A Rail-Awning, 192", Brt./Wht.



Trim Seal

156417-22-01A Trim-Seal w/Mitered Ends, 177.8" B/W
156417-22-02A Trim-Seal w/Mitered Ends, 177.8", Black



Trim-Sidewall

141174-11-01A Trim/Zee-Sidewall, 180.7", Black



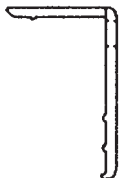
Trim-Seal

153113-07-02A Trim-Seal, Slideout 179.6", Almond



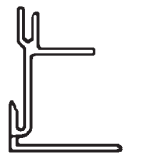
Trim-Sidewall

136824-40-02A Trim/Sidewall/Slideout, 181.2", Black



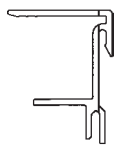
Trim-Sidewall

158013-02-02A Trim-Sidewall/Slideout, 93.3" Almond
158013-03-02A Trim-Sidewall/Slideout, 78.8" Almond
158013-04-02A Trim-Sidewall/Slideout, 93.3" Almond



Trim-Sidewall

154756-03-02A Trim/Sidewall, Top/Slideout, 162.3" Almond
154756-04-02A Trim/Sidewall, Top/Slideout, 84.4" Almond
154756-05-02A Trim/Sidewall Top/Slideout, 189", Almond
154756-06-02A Trim/Sidewall Top/Slideout, 149.9", Almond



Trim-Seal

142233-12-02A Trim-Seal, w/Mitered Ends, 181.5", Black




Trim-Sidewall

156995-01-01A Trim-Sidewall, U-Channel, 1.8" x 12.6", Bright White
 156995-01-02A Trim-Sidewall, U-Channel, 1.8" x 12.6" Black
 156995-02-01A Trim-Sidewall, U-Channel, 1.8" x 11.1" Bright White
 156995-02-02A Trim-Sidewall, U-Channel, 1.8" x 11.1" Black



Cover Trim

153115-01-02A Cover-Trim, Slideout, Inner/Top/RH, Black
 153115-02-02A Cover-Trim, Slideout, Inner/Top, LH



Trim/Vinyl

126516-01-01A Trim-Vinyl, Extruded, 8'

Trim-Seal

139625-39-02A Trim/Seal w/Mitered Ends, 181.5", Black



Trim-Seal

139624-24-01A Trim/Seal, Inner/Top, 169.9" Brt. Wht.
 139624-06-02A Trim/Seal, Inner/Top, 145.2" Almond



Seal-Trim

133954-45-01A Trim-Seal w/Mitered Ends 176.1" B/W



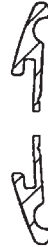
Seal

090329-01-000 Seal-T, Refrig. Cab.



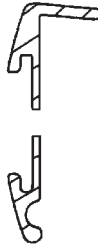
Trim

158152-01-01A Trim-Contour, Brt. White, 96.1"



Trim

158148-01-01A Trim-Contour, RH (Shown)
 158148-02-01A Trim-Contour, LH



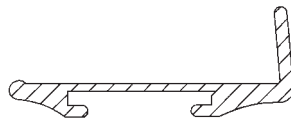
Contour Trim

096854-07-02A Contour Trim, Brt. White 144"



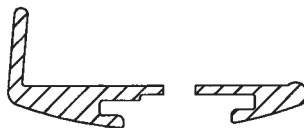
Contour Trim

160807-01-01A Trim-Contour, 98.7" w/o Insert, Brt. White
 160807-02-01A Trim-Contour, 98.7" w/o Insert, Brt. White (Shown)



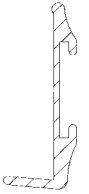
Contour Trim

166486-01-01A Trim-Contour, Front, Pass. B/W
 166486-02-01A Trim-Contour, Front, Driver, Brt. Wht.



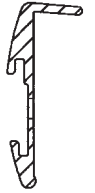
Contour Trim

Bright white.
 136826-03-01A Contour Trim, 131.5"



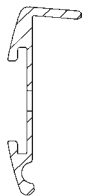
Contour Trim

166487-01-01A Trim-Contour, B/W



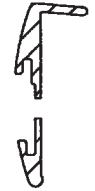
Contour Trim

Bright white.
 158150-01-01A Trim-Contour, 66.8"



Contour Trim

(A) 166489-01-01A Trim-Contour/Pass, 60.9" B/W
 (B) 166489-02-01A Trim-Contour/Driver, 60.9" B/W



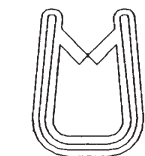
Roof Contour Trim

096864-01-02A Trim-Contour, Roof, Brt. White 120"



Contour Trim

158149-01-01A Trim-Contour, Front RH B/W (Shown)
 158149-02-01A Trim-Contour, Front, LH B/W

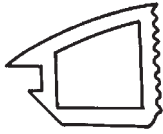


Seal Trim

113452-01-000 Seal/Trim Front Vinyl w/Wire Carrier .020"
 113452-02-000 Seal/Trim Front Vinyl w/Wire Carrier .027"

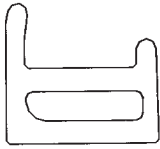
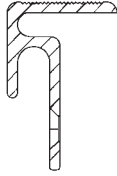
Vinyl Weather Strip

Sold by the foot.
002300-01-000 Gray



Trim-Step

158511-01-02A Trim-Step,
Entrance-Titanium, 29.7"




Entrance Door Seal

111536-03-000 Seal-Entry w/PSA Strip



Bulb Seal

151104-01-01A Seal-Bulb w/Wire, U-Channel, Clip,
Black, .3" x .5"



Bulb Seal

128913-01-748 Seal-Solid Bulb w/Adhesive Back

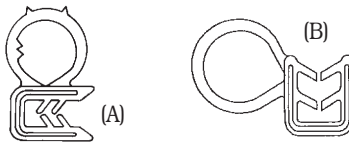
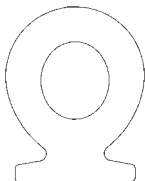
Bulb Seal

156386-01-01A Seal-Bulb, .4" x
.5" w/Adhesive, Black



Bulb Seal

158297-01-000 Seal-Bulb, .5" x
.7", Adhesive Back, Black



Rubber Bulb Seal

Sold by the foot. Black. 25' minimum.

(A) 079368-01-000 w/Sealant .37" x .57" x 20',
Black w/Adhesive
(B) 100157-01-000 w/Sealant 1" Wide w/Wire Rigid
U-Channel



U-Channel

141260-01-01A U-Channel, 1", Village Oak
141260-01-02A U-Channel, 1", Grady Brown

Trim Retainer

146606-45-01A Trim/Retainer,
192.2" Black



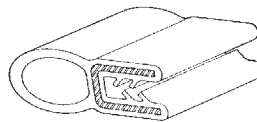
Rubber Bulb Seal

113451-01-000 Seal-Bulb, Pop-
Top



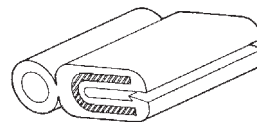
Bulb Seal w/Wired U-Channel

.5" Black. Sold by the foot. Rigid wire U-channel.
088270-01-000 Bulb Seal



Bulb Seal w/Wired U-Channel

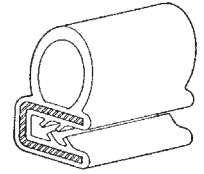
.6" Black. Sold by
the foot. With rigid wire U-channel.
102967-01-000 Bulb Seal



Bulb Seal w/Wired U-Channel

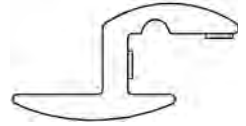
.3" x .5" Channel. Black.
14' Minimum.

064075-07-000 Bulb Seal w/Wired U-Channel



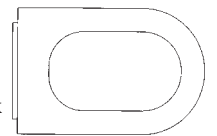
Seal-Door Luggage

163672-01-01A Seal-
Door, Luggage Vertical, Black



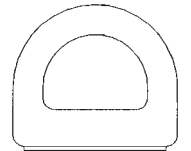
D-Seal

145993-01-000 Seal. D-
Section w/Adh. Back, Black



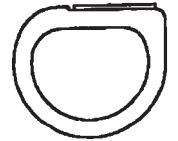
D-Seal

112091-01-000 Seal. D
Neoprene, Trunk



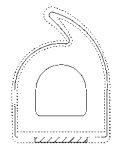
D-Seal

162100-01-700 Seal-"D"
w/Holes



D-Seal

147291-01-000 Seal, D Section
w/Leg, Black



D-Section Sponge Rubber Seal

Sold by the foot. Black.
099418-01-000 .44" x .44" w/Adhesive Back

D-Seal

146556-01-000 Seal-D Section
w/Leg

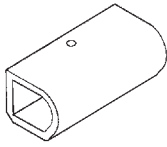


HARDWARE



Trim Retainer

153114-09-02A Trim/Retainer 192.2", Black



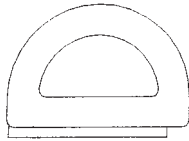
D-Section Bulb Seal

Sponge rubber .5" x .7". Black. Sold by the foot with adhesive back.

076813-02-000 D-Section Bulb Seal

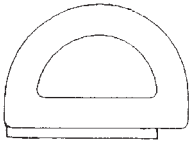
D-Section Seal

112160-02-000 Seal, D-Section, .2" x .3", Black



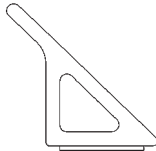
D-Section Seal

112160-01-000 Seal D-Section, .2" x .3" Foam Rubber, Black



D-Section Seal

149470-01-000 Seal D-Section w/Leg, Black



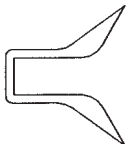
Trim Seal

141430-01-01A Trim/Seal-Inner/RH, 73", Brt. Wht.
 141430-02-01A Trim/Seal-Inner:LH, 73" Brt. Wht.
 141430-03-01A Trim/Seal-Inner/Brt. Wht., 66.3"
 141430-04-01A Trim/Seal-Inner/Brt. Wht., 66.3"
 141430-05-01A Trim/Seal-Inner, 44.2", B/W
 141430-06-01A Trim/Seal-Inner, 44.2", B/W
 141430-07-01A Trim/Seal-Inner, 66.3", B/W
 141430-08-01A Trim/Seal-Inner, 66.3", B/W
 141430-09-02A Trim/Seal-Inner, 48.5", Almond
 141430-10-01A Trim/Seal-Inner, 48.1", B/W
 141430-11-02A Trim/Seal-Inner, 72.5", Almond



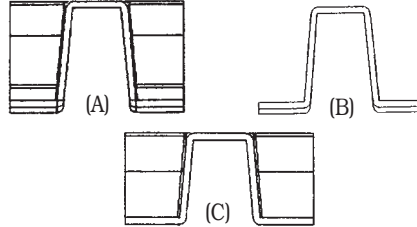
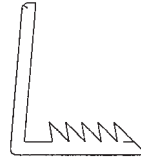
Channel Glazing

111575-01-01A Channel Glazing Swing Door



Rigid Channel

098788-06-000 Channel Rigid



Channel Hat

(A) 152294-01-10A Channel-Hat, Plastic, 2.9" x 15.7" Black
 (B) 152294-02-10A Channel-Hat, Plastic, 2.9" x 3.9", Black
 (C) 152294-03-10A Channel-Hat, Plastic, Black, 2.9" x 3.9"



Channel Hat

155193-01-21A Channel-Hat, Plastic, 1

Mount Tab, Storm Gray
 155193-02-21A Channel-Hat, Plastic, 1 Mount Tab, Storm Gray

Sealer Tape

Sold by the foot. Must buy complete roll.



069640-01-000 1/4" x 1/4" Dia. x 30', Gray or Black
 069640-02-000 1/2" x 1/8" x 60', Gray
 069640-03-000 1/8" x 3/4" x 60', Black
 069640-07-000 3/32" x 2" x 45', Gray
 069640-09-000 1/32" x 2-1/2" x 80', Brt. Wht.
 069640-10-000 1/32" x 1-1/2" x 80', Gray
 069640-11-000 3/16" x 3/8" x 40', Black
 069640-13-000 3/32" x 2" x 45', Black
 069640-14-000 1/16" x 1" x 100', Black
 069640-15-000 1/16" x 3/8" x 100', Brt. Wht.
 069640-17-000 1/32" x 1" x 90', Gray
 069640-18-000 1/2" x 1/8" x 60', Bright White
 069640-19-000 3/4" x 1/8" x 60', Brt. Wht.
 069640-20-000 1/8" x 1/2" x 60', Black
 069640-21-000 1/16" x 1/2" x 100', Bright White
 069640-22-000 1/32" x 1/4" x 200', Bright White
 069640-23-000 1/16" x 3/4" x 100', Bright White
 069640-27-000 1/16" x 2-1/4" x 50', Bright White
 069640-28-000 1/32" x 1-7/8" x 90', Gray
 069640-30-000 Sealer Tape, 1/32" x 5/8" x 50', Gray
 069640-31-000 Sealer Tape, 1/4" x 3/4" x 15', Black
 069640-32-000 Sealer Tape, 1/16" x 3/8" x 100', Black
 069640-33-000 3/8" Dia. x 20', Black
 069640-34-000 1/4" Dia. x 30', Brt. Wht.
 069640-36-000 1/16" x 1/2" x 100', Black
 069640-37-000 1/16" x 3/4" W x 100', Black
 069640-38-000 1/16" x 3/4" W x 100', Brt. Wht.

Extrusion Insert

Sold by the foot.

105312-01-01A Extrusion Insert Vinyl, Off White
 105312-01-07A Extrusion Insert Vinyl, Brt. White
 105312-01-12A Extrusion Insert Vinyl, VW White
 105312-01-13A Extrusion Insert Vinyl, Black

Foam Tape

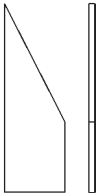
Sold by the foot. Must buy complete roll.



076322-02-000 .05" x 1"W x 108' Double Coated, Wht.
 076322-03-000 .05 x .5" x 108', Double Coated, Wht.
 076322-05-000 .05 x .8" x 108', Double Coated, Wht.
 076322-22-000 .045" x .75"
 076322-23-000 .045" x 1"
 076322-25-000 .025" x .5"
 076322-13-000 Tape-Foam/Double Coated, .020" x .75"W, Clear
 076322-21-000 Tape-Foam/Double Coated, .045" THK x .50" W

Foam Seal

157809-01-01A Seal-Foam Block/RH Side, Adhesive Back, Black (Shown)
 157809-02-01A Seal-Foam Block/LH Side, Adhesive Back, Black



Sealer Foam Seal - Closed Cell

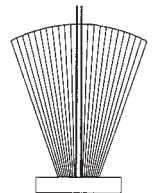
Sold by the foot. Black with adhesive.



090340-01-000 1/4" x 1/2" x 50' Minimum
 090340-02-000 3/8" x 1/2" x 50' Minimum

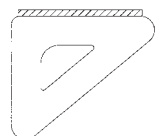
Weather Strip

128913-01-736 Weather Strip-Screen Door



Triangle Seal

146056-01-000 Seal, Triangle, W/PSA




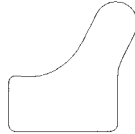


Filter/Foam Seal

60 PPI - 1/4" x 1" x 3"
156475-01-000 Filter/Foam-Drain Hole Cover/Seal

Seal

151258-01-000 Seal-Foam/Wipe-Closed Cell



Seal

134867-01-000 Seal, 3/4" x 1-1/4" PSA, One Side



Seal

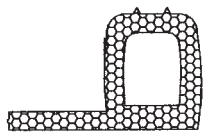
Black. Sold by the foot.

(A) 075673-04-000 Seal-Pile w/o Adhesive, Gray
(B) 075673-05-000 Seal-Pile w/Adhesive, Black



Engine Cover Seal

Sold by the foot. Rubber bulb type.
039623-01-000 Engine Cover Seal, Black



P-Shaped Seal

121283-01-000 Seal, P-Shape EPDM-Foam

(NOT SHOWN)

Sealer Tape

156622-01-01A Sealer-Tape 1/4" Thick x 3" Wide x 100 Ft.

(NOT SHOWN)

Seal Tape

056795-01-000 Tape/Seal 1/8" x 3/8" W - Press On



Tape

076322-07-000 Tape-Double Coated, .05" x .5" x 200', Black
076322-22-000 Tape-Foam, Double Coated, .045" x .75"

(NOT SHOWN)

Tape

120534-01-01A Tape-Scotch 3M, Green Vinyl, 1/2" Fine Line #471

Tape

156015-01-01A Tape/Protection .06" x 1.25" x 3.5" w/PSA, Natural White



Double Sided Tape

086276-01-000 Tape-Double Sided, 1/2", 108' Long (Sold By Roll)



Tape

123244-02-000 Tape-Double Sided, Foam 5/64" x 1/2" Wide x 108'
123816-01-000 Tape-Double Sided, 1" x .020" x 200', Clear
123816-02-000 Tape-Double Sided, 1/2" x 1-1/3" x 200'
123816-03-000 Tape-Double Sided, 1/2" x 3/4" x 200'
123816-06-000 Tape-Double Sided, 3/4" x 3/4" x 200', Clear
123816-01-700 Tape-Double Sided, 1" x .020" x 50', Clear
123816-07-000 Tape-Double Sided, 1-3/4" x 200', Clear
123816-04-000 Tape-Double Sided, 6" x .0035" x 750', Clear



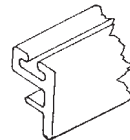

Slider Window Seal

Sold by the foot.

(A) 024096-02-000 Black 1/8" Glass
(B) 041928-02-000 Black 3/16" Glass, .7" Wide

Weather Strip

125581-09-712 Weatherstrip/Flocked Belt/Wipe Seal f/Glass



Glass Holder - Black

Exterior, 29.89". For 1/8" glass.
018025-11-000 Glass Holder, Black



Fin Seal

Fuzzy seal used in windows and entry doors. Sold by the foot. Gray.
075673-05-000 w/Adhesive Back, Black, .5" High




Channel Glazing

099154-01-000 Channel-Glazing, Stationary Glass, .62" x .45", Black

E-Section Sponge Rubber Seal

Sold by the foot. Black. Used on windows.

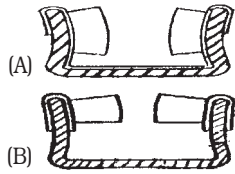
084067-03-000 10.6mm x 8.6mm



Seal Glazing

128913-12-700 Seal-Glazing

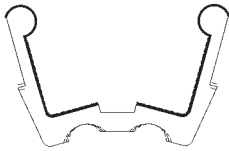




Weather Strip Channel

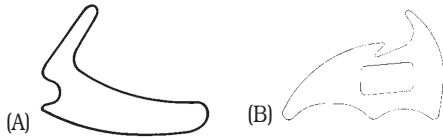
Weatherstrip with fuzz. Sold by the foot. Minimum order 25' for windows.

- (A) 002324-02-000 f/1/8" Glass, U-Channel, Black
- (B) 042077-01-000 f/3/16" Glass, U-Channel, Black



Channel Run

151069-01-700 Channel Run w/Slots, Sliding

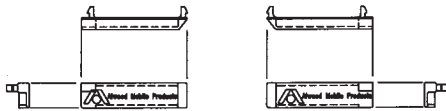


Vinyl Glass Seal

Sold by the foot.

Tip Out Window Seal

- (A) 083180-01-000 Tipout and Stationary Glass Seal, Black
- (B) 087561-01-000 Glass Seal



Drain Cover

151069-01-703 Cover-Drain Slot, LH
151069-02-703 Cover-Drain Slot, RH



Stationary Window Seal

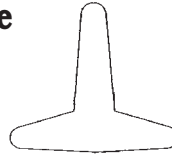
002309-02-000 1/8" Stationary Glass Seal, Black

Latch Spring

111564-01-000 Spring-Latch, Flat

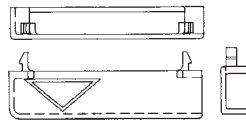
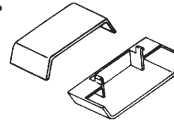
Screen Spline

100240-01-000 Spline-Screen, T-Shaped (Shown)
128913-12-715 Spline-Screen



Weep Hole Cover

Keeps rain from blowing through weep holes in window frame. Minimum order of 10.
023713-02-000 Black



Weep Hole Cover

125582-01-708 Weep Hole Cover-RH, Black (Shown)
125582-01-709 Weep Hole Cover-LH, Black

Screen Clip - Plastic


081243-02-000 Black 5/32" Hole



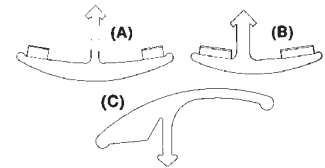
Screen Clip

- (A) 100168-01-000 Screen Clip
- (B) 098644-01-713 Clip, Spring Black Metal

Weather Strip Escape Window



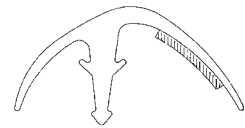
- (A) 002285-01-000 Filler (FT), Black Rubber
- (B) 002282-08-000 .125" x 165.5" Blk.
- (B) 002282-09-000 .125" x 130.5" Blk.



Windshield Reveal Molding


Sold by the foot with adhesive.

- (A) 083178-01-000 Black, 1.2" Wide
- (B) 083179-01-000 Black, .98" Wide
- (C) 084903-01-000 Black, .98" Wide



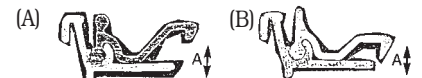

Windshield Reveal Molding

112127-02-000 Molding, Reveal-Windshield



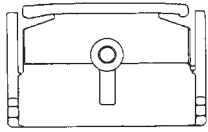
Window Parts

- (A) 098644-01-716 Plug, Filler
- (B) 098644-01-705 Glazing Strip
- (C) 098644-01-706 Weatherstrip-Glass
- (D) 125582-01-701 Clip-Screen-Plastic
- (E) 098644-01-719 Stop-Slider Glass
- (F) 098644-01-710 Track-Screen Spacer 12'
- (G) 098644-01-700 Latch-Repair Kit (Black)
- (H) 098644-01-708 Channel-Run Pierced



Window Latch - Aluminum

- (A) 023275-02-000 A=1/16", Metal
- (B) 023275-04-000 A=5/16", Metal



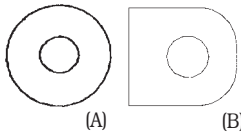
Window Latch Kit

047369-01-700 Latch Kit-Window w/Screw Black Plastic



Window Latch Repair Kit

098644-01-700 Latch-Repair Kit (Black)



Seal For Tip Out Window

(A) 068927-03-000 Outside Rubber Seal, Round, .80" Dia., Black
 (B) 084473-01-000 Inside Rubber Seal, D-Shaped Seal, Flat w/Ctr. Hole & Adhesive Side, .8" x .9", Black



Windshield Reveal Carrier

112385-01-000 Carrier, Reveal Windshield



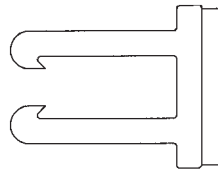
Windshield Reveal Carrier

111771-01-000 Carrier, Reveal, Windshield



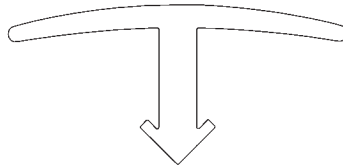
Windshield Reveal Molding

118586-01-000 Molding-Reveal, Windshield



Reveal Carrier

142036-02-000 Carrier-Reveal, Windshield 10"



Windshield Reveal Molding

159729-02-01A Molding-Reveal, Windshield, Black



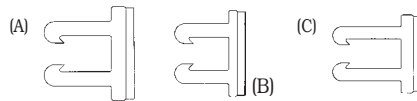
Reveal Carrier

110268-01-000 Carrier, Reveal, Windshield 50.4"

Windshield Installation Kit

(Not Shown)
 120533-01-700 Windshield Installation Kit, Carrier/Reveal Molding/Seal

**Refer To Parts Bulletin for Year/Model*



Windshield Reveal Carrier

(A) 117335-01-000 Windshield Reveal Carrier w/Adhesive Back, 94.6"
 (B) 127862-01-000 Windshield Reveal Windshield 47.2"
 (C) 132375-04-000 Windshield Carrier Reveal, 29.8"

Windshield Reveal Molding

Sold by the foot. 150" roll.
 102936-01-000 Molding Reveal Windshield



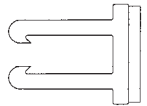
Windshield Reveal Molding

120533-01-000 Windshield Reveal Molding



Windshield Carrier

142036-02-000 Carrier/Reveal-Windshield, 10"



Operating Mechanism

035302-01-000 Deco w/Countersunk Screw Holes, As Shown
 035302-02-000 Deco w/Countersunk Screw Holes, Opposite



Window Control Extension

090025-01-000 2" Window Control Extension



Operator Knob

075901-01-702 Knob-Black
 009439-05-000 Black Roof Vent Knob, Metal

Latch Asm.

112795-01-700 Latch Asm., Bolt-On, Black



Handle Dial


100322-01-718 Handle-Dial





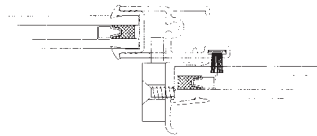
Vertical Latch

112898-04-703 Latch/Vertical (Sash Kit)
(New Style No Longer Uses Springs)



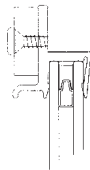
Latch Kit

110100-02-700 Latch Kit F/Sliding Window, Black



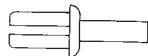
Latch

150648-01-700 Latch-Horizontal Slide w/o Screws, Black
150648-01-701 Latch-Horizontal Slide w/o Screws, Red



Latch

150649-01-700 Latch-Vertical Slide w/o Screws, Black



Plastic Rivet

076778-03-000 Plastic Rivet, White

(NOT SHOWN)

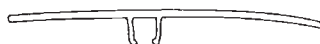
ABS Plastic-Brt. White

Sold by the square foot. 15' minimum. (Not Shown).
093743-09-04A 6" Wide, White

F-Channel Outside Corner Molding 1"

1" x 84".

009809-30-000 Beige Illusion
009809-31-000 Washed Maple
009809-32-000 Portsmouth Oak
009809-33-000 Concert Cherry
009809-34-000 Honey Cherry
009809-35-000 Sierra Maple
009809-37-000 Bone



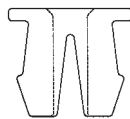
Roof Cove Trim

099571-01-01A Off White, 2.9" x 144" w/2 Lips
099571-03-01A Smokey White, 2.9" x 146.2"



Grommet

071015-30-000 Grommet, .31"ID x .81"OD w/.12" Groove, Black



Grommet

139118-02-01A Grommet, Screw, Plastic



Plug

(A) 162136-01-01A Plug/Plastic, .9" Black
(B) 162136-02-01A Plug/Plastic, .5" Black



Plug

081211-03-000 Plug-Plas., .50" Dia., Black



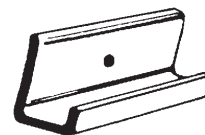
Sidewall Trim

159670-09-01A Trim/Sidewall, U-Channel, 1.8" x .8" x 144.1", Brt. White



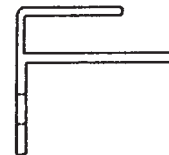
J-Trim Molding

96".
096204-10-01A Trim J Molding, Off White



J-Trim

Sold by the foot. Minimum order 10'.
085746-04-000 1.2" x .5" Angle x 10', Off White



Carpet Trim

151282-11-01A Trim-Carpet Edge, 83.7", Black

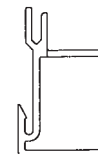
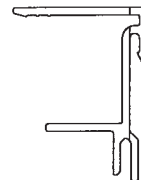


Sidewall Trim

154757-01-01A Trim/Sidewall-Top/Slideout, 101.7" B/W
154757-02-01A Trim/Sidewall-Top/Slideout, 113.4" B/W

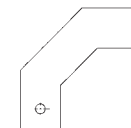
Sidewall Trim

154756-01-02A Trim/Sidewall-Top, Slideout, 101.6", Black
154756-02-02A Trim/Sidewall-Top, Slideout, 113.4", Almond



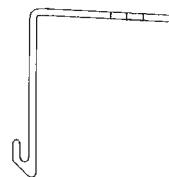
Trim Slideout

151760-22-02A Trim/Sidewall/Slideout, 81.1", Almond
151760-23-02A Trim/Sidewall/Slideout, 81.1", Almond



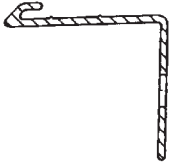
Trim Slideout

156416-01-02B Trim/Key Corner, Slideout, 3.1" x 3.1"



J-Trim

120548-01-02A Trim-J, Backwall, 98.3", Bright White



J-Trim

104033-19-01A Trim-J, Backwall, RT, Brt. Wht. 101.6"
104033-06-05A Trim-J, Backwall, LT, Brt. Wht., 95.3"

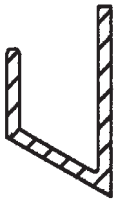


Trim

149704-01-01A Trim-Feature Strip/Slideout, 20", Brt. Wht.


Trim

149705-01-01A Trim-Feature Strip/Slideout, 43.2", Brt. Wht.



J-Trim

141829-01-01A Trim-J, Molding, Off/White 96"



Seal

152446-01-000 Seal, Slideout/Floor, Black
152446-02-000 Seal, Floor, Slideout, w/Bulb

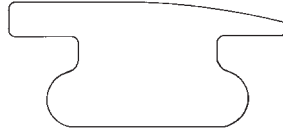


Trim-Slideout

141927-06-02A Trim-Seal, Inner/Top, Almond, 64.1"

Cover Trim

154189-01-02A Cover/Trim-Wiring 29.5" Almond



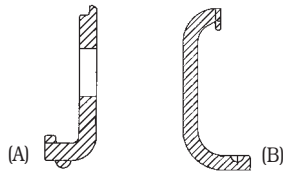
Bar Skid

158814-01-01A Bar/Skid, Slideout, 8'-Polyethylene (For Use w/Ceramic Tile Floors)



Trim Cover

146550-01-03A Trim Cover-Sidewall, 182", B/W



Trim Cover

(A) 164469-01-01A Cover/Trim-Outer Edge, 70.2" Interlocking, B/W
(B) 164469-02-01A Cover/Trim-Outer Edge 71" Interlocking, B/W



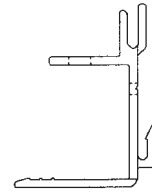
Splice Trim

154930-01-01A Splice-Trim/Slideout, B/W
154930-01-02A Splice-Trim/Slideout, Black



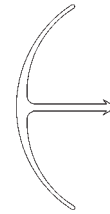
Trim

132519-01-01A Trim-Backwall, Vertical, Inner RH/LH, Brt. White



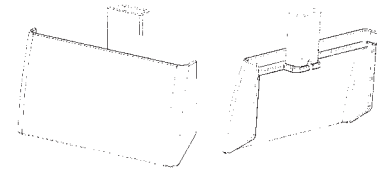
Trim Sidewall/Slideout

151761-10-02A Trim-Sidewall/Slideout, Top, 180.9", Almond



Molding Corner

156464-01-01A Molding-Corner-Radius/Plastic, 8', Honey Cherry
156464-01-02A Molding-Corner-Radius/Plastic, 8', Washed Maple
156464-02-02A Molding-Corner-Radius/Accent-Washed Maple, 8'
156464-03-03A Molding-Corner, Radius/Plastic, Bone, 8'



Cap

148593-01-02A Cap f/Slideout Trim, Black, RH
148593-02-02A Cap f/Slideout Trim, Black, LH
148593-03-01A Cap f/Slideout Trim, B/W, RH
148593-03-02A Cap f/Slideout Trim, Black, RH
148593-04-01A Cap f/Slideout Trim, B/W, LH
148593-04-02A Cap f/Slideout Trim, Black, LH

Radius Corner Molding - Plastic



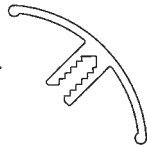
7' Section, 1-1/2" Radius.

081521-02-007 Molding Holder
042357-28-000 Neat/Washed Maple

HARDWARE

Trim/Radius

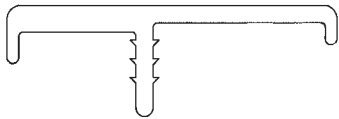
151653-10-02A Trim/Radius, Cab. Corner, 79.6" Dull Metallic
151653-13-02A Trim/Radius-Cab. Corner, 79.8" Dull Metallic



Gimp/Welting

Sold by the foot.

009767-12-000 Antique White
009767-17-000 Portsmouth Oak



T-Molding

158191-01-01A Molding, -T, w/Edge Lip, Off White



T-Molding

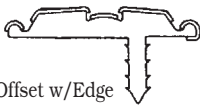
With edge lip, 3/4" face.

105709-02-000 T-Molding, 1", Beige Illusion

T-Molding

Sold by the foot.

109736-02-01A T-Molding, Offset w/Edge Lip, 1" Face, Natural Oak



T-Molding

Sold by the foot. 3/4" wide. With edge lips.

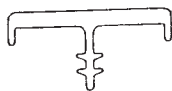
009815-08-000 Birch
009815-10-000 Beige Illusion



T-Molding

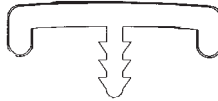
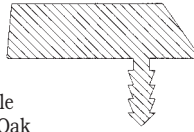
3/4" with edge lip, 7/8" face.

083620-09-000 Modern Ivory
083620-11-000 Cherry-Cherry
083620-12-000 Waterford Oak
083620-13-000 Gray
083620-15-000 Beige Illusion
083620-19-000 Washed Maple
083620-20-000 Portsmouth Oak
083620-21-000 Concert Cherry
083620-22-000 Sierra Maple
083620-23-000 Washed Maple
083620-24-000 Honey Cherry
083620-25-000 Bone



T-Molding

130247-01-01A T-Molding, Offset 1.3", Waterford Oak
130247-01-02A Washed Maple
130247-01-04A Portsmouth Oak
130247-01-06A Sierra Maple
130247-01-07A Neat/Washed Maple



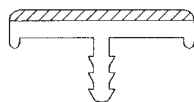
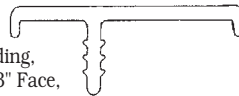
T-Molding

10' length.

104676-02-08A T-Molding 1/2" Portsmouth Oak
104676-02-09A T-Molding 1/2" Concert Cherry
104676-02-12A T-Molding 1/2" Sierra Maple

T-Molding

119520-01-01A T-Molding, Offset w/Edge Lips, 1.3" Face, Off White
119520-02-01A T-Molding, w/Edge Lip, 1.3" Face, Off White
119520-01-03A T-Molding, Offset w/Edge Lip, 1.3" Face, Washed Maple
119520-01-04A T-Molding, Offset w/Edge Lip, 1.3" Face, Portsmouth Oak
119520-01-02A T-Molding, Offset w/Edge Lip, 1.3" Face, Concert Cherry
119520-01-05A T-Molding, Offset w/Edge Lip, 1.3" Face, Sierra Maple
119520-03-03A T-Molding, Offset w/Edge Lip 1" Face-Washed Maple
119520-03-06A T-Molding, Offset w/Edge Lip 1" Face, Honey Cherry



T-Molding

113757-02-01A T-Molding, Bulb, VW Gray

Sidewall To Roof Molding

Sold by the foot. Minimum order 12'.

078376-01-000 Off White



Reverse Cove Molding

Sold by the foot.

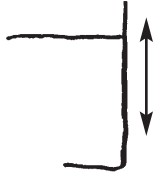
022992-11-000 Ivory
022992-14-000 Brt. White



Shelf Molding

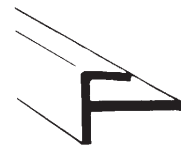
1" with 1-3/8" Face 8' Lengths

103186-02-04A Cherry-Cherry
103186-02-07A Beige Illusion
103186-02-08A Washed Maple
103186-02-09A Portsmouth Oak
103186-02-10A Concert Cherry
103186-02-11A Honey Cherry
103186-02-12A Sierra Maple
103186-02-13A Neat/Washed Maple



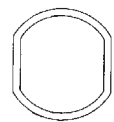
3/8" with 3/4" Face 8' Lengths

103186-01-03A Pickled Ash
103186-01-05A Waterford Oak
103186-01-07A Beige Illusion
103186-01-08A Washed Maple
103186-01-09A Portsmouth Oak
103186-01-10A Concert Cherry
103186-01-11A Honey Cherry
103186-02-12A Sierra Maple
103186-02-13A Neat/Washed Maple



Plastic Corner Molding

009812-24-000 1/2" w/1/4" Channel x 108", Ivory
009812-31-000 1/2" w/1/4" Channel x 84", Beige Illusion
009812-33-000 1/2" w/1/4" Channel x 84", Washed Maple
009812-34-000 1/2" w/1/4" Channel x 84" VW, Lt. Gray
009812-35-000 1/2" w/1/4" Channel x 84", Portsmouth Oak
009812-36-000 1/2" w/1/4" x 84", Concert Cherry
009812-37-000 1/2" w/1/4" x 84", Honey Cherry
009812-38-000 1/2" w/1/4" Channel x 84", Sierra Maple
009812-40-000 1/2" w/1/4" Channel x 84", Bone



Spacer

107997-51-001 Ext. Spacer .6" Deep



U-Channel Extrusion

Sold by the foot. Plastic.
Minimum order 8'.

- 070504-31-000 Cherry .9" x 84"
- 070504-37-000 Waterford Oak .9" x 96"
- 070504-36-000 Waterford Oak .13" x 96"
- 070504-42-000 Beige Illusion .13" x 84"
- 070504-43-000 Beige Illusion .9" x 96"
- 070504-50-000 Washed Maple .13" x 84"
- 070504-51-000 Washed Maple .9" x 96"
- 070504-54-000 Beige Illusion .9" x 96"
- 070504-57-000 Portsmouth Oak .13" x 84"
- 070504-58-000 Portsmouth Oak .9" x 84"
- 070504-61-000 Concert Cherry .9" x 84"
- 070504-62-000 Honey Cherry .13" x 84"
- 070504-03-000 Honey Cherry .9" x 84"
- 070504-60-000 Concert Cherry .13" x 96"
- 070504-65-000 Sierra Maple .07" x 84"
- 070504-66-000 Sierra Maple .82" x 84"
- 070504-68-000 Washed Maple .82" x 84"
- 070504-69-000 Bone, .13" x 84"
- 070504-70-000 Bone, .8" x 84"



U-Channel

- 009778-11-000 1" U-Channel, Modern Ivory
- 009778-18-000 1" U-Channel, Cherry-Cherry
- 009778-22-000 1-1/4" U-Channel, Waterford Oak
- 009778-25-000 1" Beige Illusion
- 009778-27-000 1" Washed Maple
- 009778-31-000 1" U-Channel, Grady Brown
- 009778-32-000 1" U-Channel, Portsmouth Oak
- 009778-34-000 1" U-Channel, Concert Cherry
- 009778-35-000 1" U-Channel, Honey Cherry
- 009778-36-000 1" U-Channel, Sierra Maple
- 009778-37-000 1" U-Channel, Neat/Washed Maple
- 009778-38-000 1" U-Channel, Bone

Edge Trim

Sold by the foot.

- 115870-01-000 Trim Edge Rubber



Striker

- 128913-13-700 Bumper/Rubber, Entry Screen
- 128913-13-701 Screw/Bumper, Retaining
- 128913-01-727 Striker Bolt-Specially Coated f/Atwood Entry Door



Clip

- 074012-01-000 Pinch-On Fabric Clip

Recessed Handle



- 124311-01-01A Handle, Brass-Recessed



Recessed Handle

- 139136-01-01A Handle-Recessed, Brass (Shown) 2.9" x 1.3"/2.7" x 1" x .7" Cut Out
- 139136-02-01A Handle-Recessed, Brass 2.9" x 1.3"/2.7" x 1" x .4" Cut Out
- 139136-02-02A Handle-Recessed, Pewter 2.9" x 1.3"/2.7" x 1" x .4"
- 139136-01-02A Handle-Recessed, Pewter 2.9" x 1.3"/2.7" x 1" x .7" Cut Out



Pull

- 153308-01-01A Pull-Vanity Stool, Satin Nickel, 3"



Pull

- 131664-01-01A Pull-Lock-Black

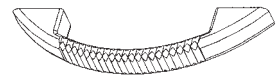


Cabinet Pull

- 162033-01-01A Pull-Cabinet Door, Brushed Nickel

Pull

- 114967-01-01A Pull-Finger



Cabinet Pull

- 148816-01-01A Pull-Cabinet-Door, Polished Brass
- 148816-01-02A Pull-Cabinet-Door, Satin Nickel



Cabinet Pull

- 137446-01-01A Pull-Cabinet, Chrome & Brass



Cabinet Pull

- 151372-01-01A Cabinet Door Pull, Nickel



Cabinet Pull

- 153335-02-01A Pull-Cabinet, Antique Pewter



Cabinet Pull

- 157246-01-01A Pull-Cabinet Door/Drawer, Satin Nickel

Cabinet Pull

- 157246-02-01A Knob-Cabinet Door/Drawer, Satin Nickel



Cabinet Pull

- 113202-01-000 Pull, Cabinet-Brass



HARDWARE

Cabinet Pull Brass

142909-01-01A Pull-Cabinet, Brass



Cabinet Pull

152302-01-01A Pull-Cabinet Door, Satin Nickel

Cabinet Pull Backplate

100995-01-000
Backplate 5.7" Brass



Cabinet Pull

152304-01-01A Pull-Cabinet Door, Bronze
152304-01-02A Pull-Cabinet Door, Satin Nickel



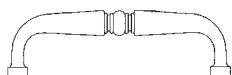
Cabinet Pull

131962-01-01A Pull-Cabinet, Polished Brass



Cabinet Pull

144917-01-01A Pull-Drawer, Satin Chrome



Cabinet Pull

131963-01-01A Pull-Cabinet, Polished Brass



Cabinet Pull

145172-01-01A Pull-Cabinet Door, Polished Brass
145172-01-02A Pull-Cabinet Door, Chrome

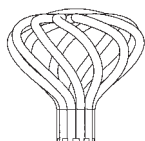
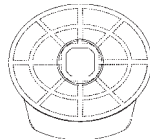


Cabinet Pull

149090-01-02A Pull-Cabinet Door, Nickel

Latch Pull

154825-01-01A Latch/Pull,
Compartment Door, Black



Door Pull

153335-01-02A Pull-Knob
Door/Drawer, Flat Black

Knob

162518-01-01A Knob-
Door/Cabinet, Satin Nickel



Drawer Knob

156579-01-01A Knob-
Door/Drawer, Pewter

Cabinet Knob

163095-01-01A Knob-Cabinet
Door, Satin Nickel



Cabinet Knob

142910-01-01A Knob, Cabinet-
Brass

Cabinet Knob

162033-02-01A Knob-Cabinet
Door, Brushed Nickel



Drawer Knob

152080-01-01A Knob-
Door/Drawer, Nickel

Drawer Knob

152305-01-01A Knob-
Door/Drawer, Bronze
152305-01-02A Knob-
Door/Drawer, Satin Nickel



Drawer Knob

155925-01-01A Knob-
Door/Drawer, Satin Nickel

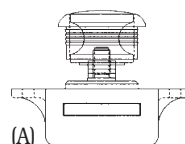


Cabinet Knob

155803-01-01A Knob-Cabinet
Door, Wrought Iron

Striker Bolt

162238-01-01A Striker-Bolt, Black
5/16-18, SST



Latch Asm.

(A) 151380-01-01A Latch Asm.-Push Button, Silver
(B) 151380-02-01A Strike, Cabinet Door Latch
w/Spacer, SST
(C) 151380-03-01A Strike, Cabinet Door Latch
w/Spacer

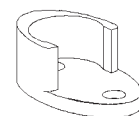
Clothes Rod Bracket

113236-01-01A Bracket, Clothes Rod



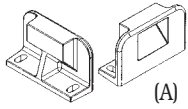
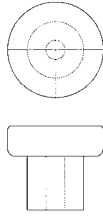
Plastic Flange

152301-01-01A Flange-Plastic, 1"
Clothes Rod Holder, White



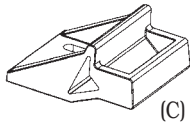
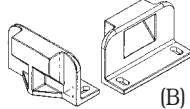
Knob

150109-01-01A Knob-TV, Swingout, Black



Striker

(A) 130053-01-01A Striker-Door Luggage, Flush, Black
 (B) 130053-02-01A Striker-Door Luggage, Offset, Black
 (C) 139321-01-01A Striker, Luggage Door



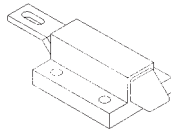
Slide Bolt

121947-01-01A Bolt-Slide, Latch, Steel



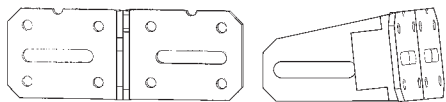
Slide Bolt

149741-01-01A Bolt-Slide, Latch



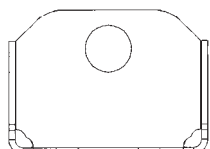
Pocket Handle

115994-01-01A Handle-Pocket, Black



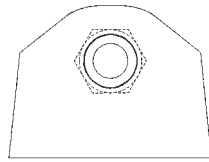
Brace

160724-01-02B Brace-Strike/RH
 160724-02-02B Brace-Strike/LH



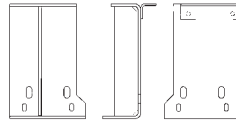
Striker Mount

149356-02-02B Mount Asm.-Striker Bolt



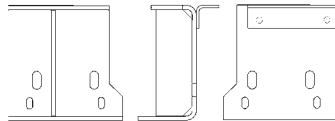
Striker Plate

149357-02-02B Plate Asm.-Striker Bolt



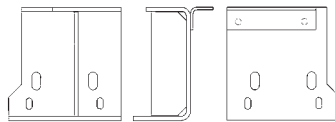
Bracket

137964-01-02B Bracket Asm.-Mount, Slide



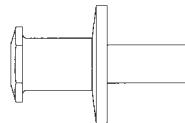
Bracket

137964-03-02B Bracket Asm.-Mount, Slide



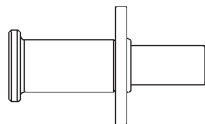
Bracket

137964-04-02B Bracket Asm.-Mount, Slide



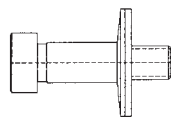
Striker Bolt

092927-03-000 Bolt-Striker, Round, Jamb Mounted



Striker Bolt

092927-20-000 Striker-Bolt

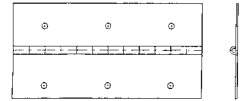


Striker Bolt

149358-01-01A Bolt-Striker, .375" Dia.

Brass Hinge

114278-02-000 Hinge-Continuous, 3"W



Support Hinge Lock

118933-01-01A Support Hinge Lock, Off/White

Support Lid

163623-01-01A Support-Lid/Flap, Adjustable Friction, Nickel



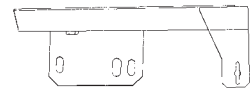
Bracket

163623-02-01A Bracket-Cabinet, Nickel




Bracket

163623-03-01A Bracket-Door, Nickel




Support Hinge

144367-03-02B Support Hinge, LH
 144367-04-02B Support Hinge, RH



Hinge

114443-01-01A Hinge-Door, Cabinet
 114443-02-01A Hinge-Cabinet Door w/o Clip, Silver
 114443-03-01A Clip-Hinge/Cabinet Door, Silver




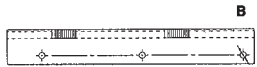
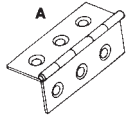
Hinge

155189-01-02A Hinge, Continuous, 1.5" x 72.4", Black



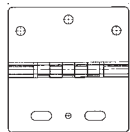
Hinge

009065-01-000 Hinge-Continuous, 1-1/2" x 96"
009065-03-000 Hinge, Continuous, 2" x 72.5"



Hinge - Brass

(A) 009059-01-000 2" x 1-3/8"
009059-02-000 2" x 2-5/8"
009059-03-000 2" x 1-3/4" Brass
102920-01-02A Hinge, Spring Loaded, Nickel
110496-01-02A Hinge, Nickel 2" x 32"
110496-05-02A Hinge, Nickel, 2" x 11.5"
(C) 009059-04-000 Hinge 2"-Zinc
(B) 110496-06-02A Hinge, Nickel, 2" x 9.5"

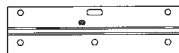


Hinge

106719-02-05A Hinge-Storage Door,
3.6" x 3.8", Brt. Wht.

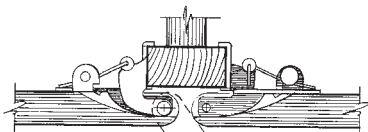
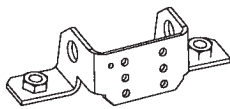
Hinge

139793-08-01A Hinge-Valance
Door, Center



Bracket

153200-03-02B Bracket-
Hinge/Door, RH
153200-04-02B Bracket-
Hinge/Door, RH

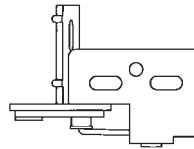


Hinge

144488-01-02A Hinge, Cabinet, Nickel
144488-01-01A Hinge-Cabinet-Concealed-Antique
Brass

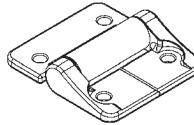
Hinge

166474-01-01A Hinge-
Cabinet, Antique Brass
166474-01-02A Hinge-
Cabinet, Chrome



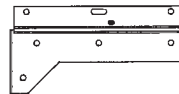
Hinge

153191-01-01A Hinge Asm.
Friction, Black



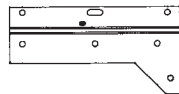
Hinge

139793-07-01A Hinge-Valance
Door, LH w/o Ball Stud



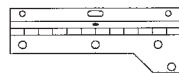
Hinge

139793-06-01A Hinge-Valance
Door, RH w/o Ball Stud



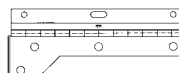
Hinge

139793-05-01A Hinge-Valance
Door, LH w/o Ball Stud



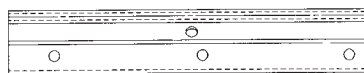
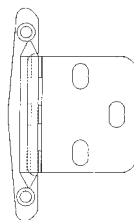
Hinge

139793-04-01A Hinge-Valance
Door, w/o Ball Stud



Hinge

146553-01-01A Hinge-Burnished
Brass
146553-01-03A Hinge-Satin Nickel



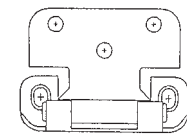
Hinge

121677-01-01A Hinge, Sgl. Pivot, SS



Hinge

137228-04-02B Hinge-Piano, Compartment Door,
27"



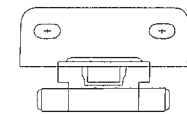
Hinge

113676-01-01A Hinge-Overlay Variable Burnished
Brass



Hinge

158921-01-12B Hinge-Piano Trunk Door 2" x 21.9"



Hinge

113677-01-01A Hinge-Overlay, 1/4" Burnished
Brass



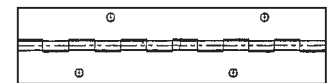
Hinge

113461-01-08B Hinge-Entry Door, Lower, VW,
White



Piano Hinge

142276-01-01A Hinge, Piano-Full Wrap, Brass



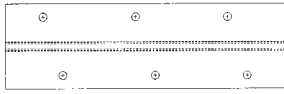
Piano Hinge

041389-25-000 Hinge, Piano 1-1/2" x 55",
Unpainted
041389-19-000 Hinge, Piano 1-1/2" x 71.9",
Unpainted



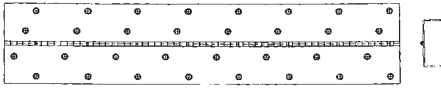
Hinge

19" x 19".
129753-01-01A Hinge, Spring Loaded, Black Zinc



Piano Hinge

153306-01-01A Hinge-Piano, 1-1/2" x 5", Unpainted



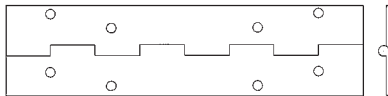
Brass Piano Hinge

135538-03-02A Hinge, Piano, Full Wrap, 15.7" Chrome



Hinge

151229-06-01A Hinge-Continuous, 1.5" x 72.4", Brt. Wht.
151229-06-02A Hinge-Continuous, 1.5" x 72.4", Black

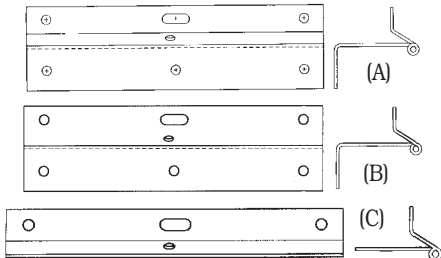



Hinge

158982-01-01A Hinge-Continuous, 2" x 8", Zinc
158982-01-04B Hinge-Continuous, 2" x 8", Black

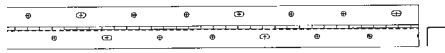
Hinge

111535-01-000 Hinge, Folding Table



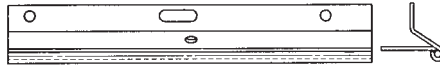
Hinge

(A) 131790-01-01A Hinge, Single Pivot
(A) 131790-02-01A Hinge, Single Pivot
(B) 131790-03-01A Hinge, Single Pivot
(C) 131790-05-01A Hinge, Single Pivot



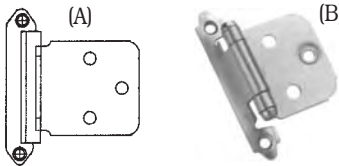
Hinge

134099-01-01A Hinge-Piano Wraparound 15.7", Brass Plated (Shown)
134099-01-02A Hinge-Piano Wraparound, 15.7", Nickel Plated



Hinge

129116-01-01A Hinge-Single, Pivot

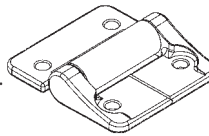


Self Closing Hinge

(A) 143468-01-01A Hinge-Self Closing, Burnished Brass
(A) 143468-01-02A Hinge-Self Closing, Polished Brass
(B) 143468-02-03A Hinge-Self Closing, Satin Nickel
(B) 143468-02-02A Hinge-Self Closing, Polished Brass
(B) 143468-02-04A Hinge-Self Closing, Oil Rubbed Bronze
(B) 143468-02-05A Hinge-Self Closing, Rustic Brass

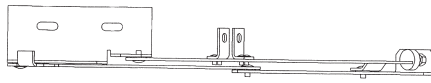
Hinge

153191-01-01A Hinge-Asm. Friction, 16 in.-lbs., Black




Surface Mount Hinge

135710-01-01A Hinge-Concealed, Surface Mount-Bronze



Hinge

146226-01-01A Hinge/Door-Rear, RH-Black
146226-02-01A Hinge/Door-Rear, LH-Black

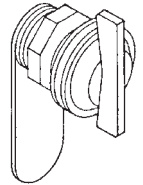


Hinge Double Acting Cabinet Doors

041434-01-000 Hinge Double Acting Cabinet Doors

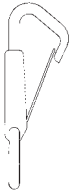
Twist Lock Brass

100710-01-01A Twist Lock, Brass (Glass Door)




Catch

129491-01-000 Catch-Snap Hook, 1"



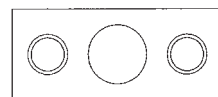
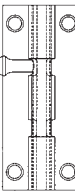
Latch

153353-01-01A Latch-Sliding, Flush, Black



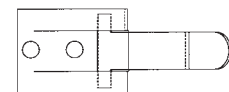
Barrel Latch

151226-01-01A Latch-Barrel, Bolt, Brass



Strike Plate

151226-02-01A Plate-Strike, Brass



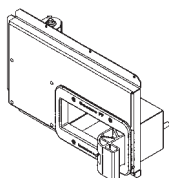
Latch

153718-01-01A Latch-Hold Down Panel, SST



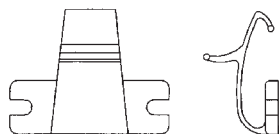
Latch Asm. Cabinet Door

048149-01-000 Latch Asm. Cabinet Door 1.59 Stem



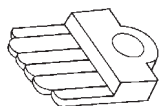
Latch

153651-04-01A Lock/Latch Travel/Slideout w/Motor LH or RH, Blk.




Medicine Cabinet Latch

113374-01-01A Latch, Medicine Cabinet



Mirror Mounts

009089-01-000 Clip




Utility Tray

(A) 108126-01-000 Hinge for Tray (2 Per Set)
 (B) 108128-01-01A Tray 6' Section Cut to Fit
 (C) 108127-01-01A End Cap for Tray



Dinette Pipe Cap

143730-01-000 Dinette Pipe Cap, w/Strap



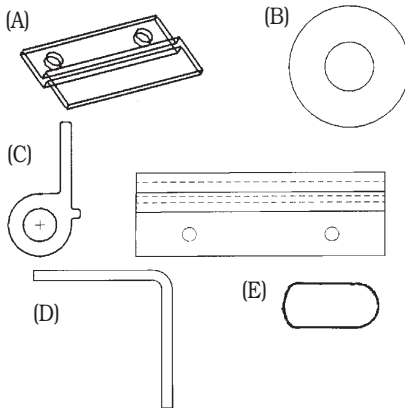
Slide Latch

103256-01-000 Latch Slide (Screws not included)

Bracket

(Not Shown)

154328-02-02B Bracket-Adjustment/LH

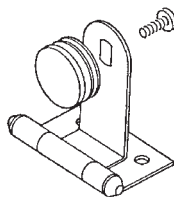


Overhead Glass Door Accessories

(A) 101272-01-000 Catch, Glass Door Overhead
 (B) 100707-01-000 Spacer
 (C) 108486-01-01A Bracket
 (D) 108487-02-01A Prop Rod
 (E) 039984-01-000 Cap, Vinyl-Black

Hinge For Glass Door

100711-01-01A Glass Door Hinge

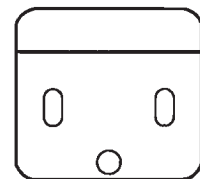


Mirror Mount Brown Plastic

083204-03-000 5/16" Tip

Bracket/Clip

163936-01-02B
 Bracket/Clip, Door



Bracket

(Not Shown)

152738-01-02B Bracket-Adjustment/RH
 152738-02-02B Bracket-Adjustment/LH
 153317-03-02B Bracket-Adjustment/RH
 153317-04-02B Bracket-Adjustment/LH

Brackets

162496-01-01A Bracket/Blind Left Side When Facing Window, Clear
 162496-02-01A Bracket/Blind Right Side When Facing Window, Clear



Knob Handle

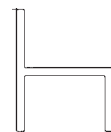
097564-03-000 Handle-Knob, Tan
 097564-06-000 Handle-Knob, Alabaster
 000G68-06-12B Screw

Also order screw if original was riveted.



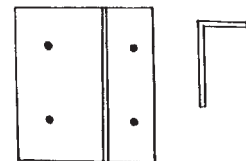
Valance Catch

153968-01-01A Catch-Valance, H-Shaped 1.3" x 1.9" x 1.5" Channel, Black



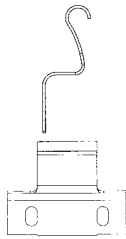
Valance Mounting Brace

083125-07-000 Valance Mounting Brace, Metal, 2.5"
 (Used to support dinette pads & curtain legs)



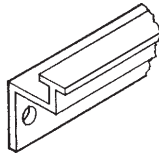
**Clip/Mounting
Valance**

073050-03-000 Clip/Mounting-
Valance Panel
073050-04-000 Clip/Mounting-
Valance Panel



**Curtain Track-
Off White**

105450-14-01A Curtain Track,
O/W, 90"



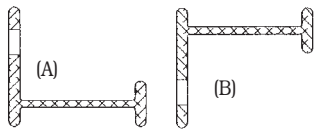
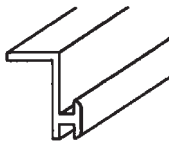
Curtain Track

Sold by the foot. Minimum order 6'.
089335-01-000 Track Brown Plastic,
Sold by the foot



Curtain Track

101032-02-000 Track-
Curtain, Upper, Wht.

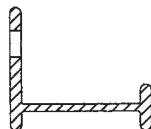


Curtain Track

(B) 126456-04-05A Track-Curtain, LH, Riverstone
(A) 126456-03-05A Track-Curtain, RH, Riverstone
(A) 126456-07-06A Track-Wraparound, Driver, Blk.
(B) 126456-08-06A Track-Wraparound Pass. Blk.

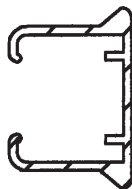
Curtain Track

118896-05-04A Track-Curtain,
RH Glacier



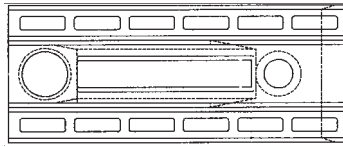
**Curtain Track
With Bracket/
Carrier/Pulley**

138460-07-02A Track-Curtain,
White-Pass.
138460-08-02A Track-Curtain,
White-Driver
138460-02-02A Track-Curtain, LH w/Bracket
Carrier/Pulley
138460-07-03A Track-Curtain, Pass., Riverstone
138460-07-04A Track-Curtain, Pass., Cashmere
138460-08-03A Track-Curtain, Driver, Riverstone
138460-08-04A Track-Curtain, Driver, Cashmere



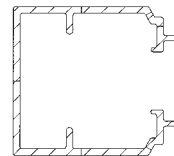
**Door Track
Strike/Block**

145815-01-000 Strike/Block-
Flat Style f/Slide Door, 3" x
1.2", Black



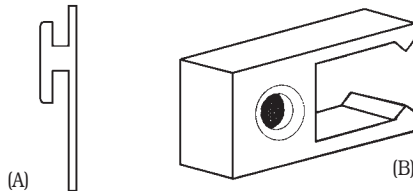
Door Strike Block

150983-01-01A Strike/Block, Wedge Style f/Slide
Door, 3" x 1.2", Black



Door Track

145608-22-01A Track-Door, O/W 89.6"

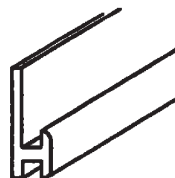


Wall Track

(A) 156172-01-01A Track-Wall, 75", Bone
(A) 156172-02-01A Track-Wall, 32" Bone
(A) 156172-03-01A Track-Wall, 20", Bone
(B) 156172-04-01A End Cap, Wall Track, Clear

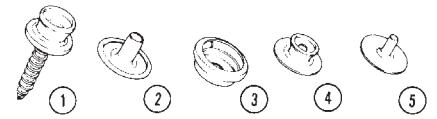
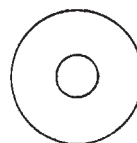
**Wall Track -
White**

101033-03-000 Track-Wall,
54"
101033-09-000 Track-Wall,
32"



Washer

044533-01-000 Washer-
Upholstery-Plas. 1-3/8" O.D.



#2 and #3 work together with the button kit.
#4 and #5 work together with the eyelet kit.
Minimum order of 25 on all.

Socket Screw

(1) 029130-03-000 #8 - 16 x 1"
(1) 029130-01-000 Screw -Snapstud #8-16 x 5/8"

Cap

(2) 029155-01-000 5/32" O.D. of Pin
(2) 029155-02-000 7/64" O.D. of Pin

Socket

(3) 029156-01-000 9/16" O.D.
(3) 029156-02-000 27/64" O.D.

Stud


(4) 029092-01-000 31/64" O.D., Nickel Finish
(4) 029092-02-000 9/16" O.D., Nickel Finish

Eyelet/Post


(5) 029093-01-000 Eyelet-Snap, Nickel

**Grommet Time
Saver**

Easily mounted on 10" pliers. No pre-
punching, punches hole and clinches
at the same time. Sets with one
squeeze of the pliers. Pliers not
included.



701763-01-000 Button Kit
701763-02-000 Eyelet Kit

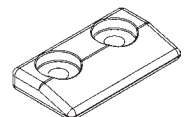


Pull - Mirror Square

(A) 102327-01-01A Mirror Pull, Square w/Adhesive
Back
(B) 125221-01-01A Mirror Pull- w/ Round Handle
w/Adhesive Back 1-1/2" dia.

Door Support

159484-01-01A Support-
Door/Storage B/W

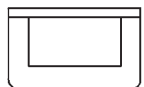


HARDWARE



Door Support

074493-02-000 Support-Door, 32#, 6.3"



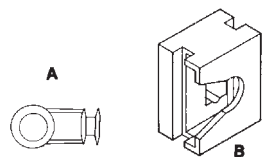
Latch Support

162001-01-02B
Support-Latch/Door



Carrier

164129-01-000 Carrier-Wheeled
w/Hook, Front Wrap Curtain



Snap Swivel

(A) 081381-01-000 Swivel
(B) 077046-01-701 Swivel Carrier

Guide & Hook

139479-01-700 Guide & Hook



L Rod Curtain Carriers



Positive action trolley guide on 1" rail.

(A) 009701-01-000 L Rod Curtain Carrier
(B) 093487-91-000 Roller/Clip

L Rod End Stop

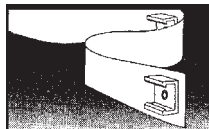
009702-01-000 L Rod End Stop



Glide-Tape

4.25" spacing, 50
yds./roll.

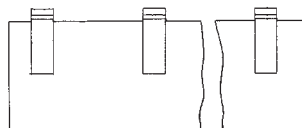
101031-01-000 Glide Tape



Spacing Snap Tape

4.25" Snap Spacing.

077047-01-000 Snap Tape Curtain
029156-02-000 Socket-Snap 27/64" O.D.



Plastic Tape Clear w/Guides

056115-01-000 Tape-Plastic, Clear w/Guides, 3"
Spaced Tabs



Blind Wand


093487-90-000 30" Wand, Front Wraparound

Blind Wand w/Metal End Clip



093475-01-700 8" Blind Wand w/Metal End Clip
(Shown)

093487-93-700 Wand-20", White
111861-01-700 Wand-Blind, 8" w/Plastic Hook



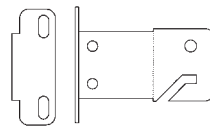
Shade Pull - Brass

106544-01-000 Brass Shade Pull
106544-01-001 Brass Screw
106544-02-000 Nickel Shade Pull

Roller Shade Bracket

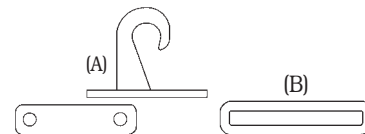
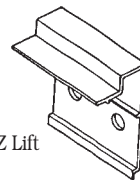
1-3/8".

084434-01-000 Roller Shade Bracket, Metal



Blind Bracket E-Z Lift Pleated Blind

097565-01-000 Blind Bracket, E-Z Lift

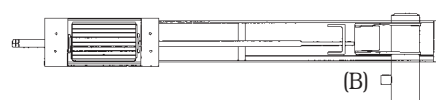


Hold Down Bracket

(A) 109441-01-000 Hold Down Blind (Clear), Large
(B) 109441-02-000 Hold Down Spacer

Bracket

159811-01-01A Bracket-Bunk Lift,
Almond



Bracket

(A) 148751-01-000 Bracket-Right (Adjustable)
w/Roller
(B) 148751-02-000 Bracket-Left (Adjustable)
w/Roller

Cable

(Not Shown)

- 155143-01-01A Cable-w/Dual Cable Adapter, 19.7", Black
- 155143-02-01A Cable-w/Paddle 86.5", Black
- 155143-03-01A Cable-w/Ends, 6.8", Black



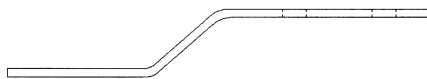
E-Z Lift Mounting Bracket

097565-02-000 Bracket, Mounting, E-Z Lift, .5"



Pedestal Clip-Cable

- (A) 108049-02-000 Cable-Pedestal Clip
- (B) 108049-03-000 Cable w/Switch, 25.5" Sheath, 28.5" Cable w/ "Z" end
- (C) 108049-04-000 Cable w/Mini-Lever Action Switch, 28" Sheath, 30" Cable



Dinette Cushion Clip

143164-01-000 Clip f/Dinette Cushion



Clip

029134-01-000 Clip-Finish



Spring

155748-01-000 Spring-Extension Day/Nighter Blind

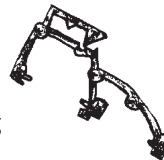
Grommet

094896-02-000 Grommet-Cord/Pleated Blind, Nylon, Gray



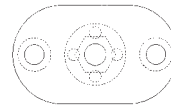
Blind Mounting Clip

109353-04-000 Blind-Mounting Clip, Clear Plastic



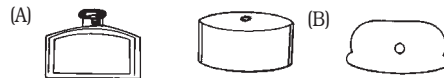
Bobbin Bracket

143805-01-000 Bracket (Bobbin Type) 1/2" H, Hold-Up, Base (Oval)



Bobbin

141634-01-000 Bobbin-Pleated Adjustable, Clear Plastic, 7/8" H




End Cap

- (A) 093475-01-701 End Cap, Clear
- (B) 078407-01-700 End Cap, Clear Graber
- (C) 109041-44-700 End Cap w/Pin, Wht.



Blind Cord

097593-02-700 Cord-Blind, Dawn Grey, 300' Spool
097593-10-700 Cord-Blind, Vanilla, 300' Spool



End Cap

(A) 094907-02-000 Hardware-End Cap, E-Z Lift
(B) 094907-04-000 Hardware-End Cap, Bottom-Pull Type

Blind Holddown Cleat

102555-03-000 Blind Holddown Cleat, Milky White



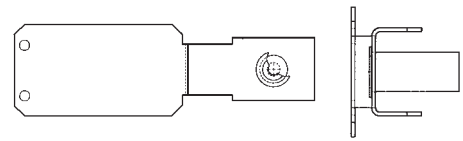
Bracket Holddown Adjuster

Clear plastic.
097592-01-000 Bracket-Holddown Adjuster, EZ Lift



Holddown Bracket

Adjustable #2.
097592-02-000 Bracket-Holddown



Chair Bracket

154093-02-01B Bracket/Hold Down-Chair, w/Nut, Sert.

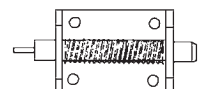


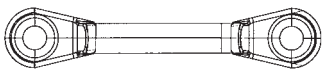
Chair Tiedown

105402-03-000 Strap Asm.-Dining Chair/Tiedown 18"
105402-04-000 Strap Asm.-Dining Chair/Tiedown 35"

Latch

113673-01-000 Latch, Slam-Seat Slide



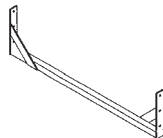


Retainer/Strap-Chair

127156-01-01A Retainer-Strap/Chair

Bracket

156317-01-04B Bracket/Hold Down, Chair, Black



Tieback

057534-01-000 Clear Plastic 6"

057534-03-000 Clear Plastic 7.5"
057534-07-000 Clear Plastic 10"
057534-08-000 Clear Plastic 16"
057534-04-000 Clear Plastic 20"
057534-02-000 Clear Plastic 3"
057534-09-000 6" w/1" Tab, Clear
057534-11-000 Clear Plastic, 11.8"



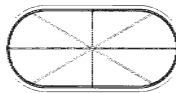
Tube Cap

152665-01-01A Cap-Tube 3/4" x 3/4" x 1", Rubber, Black



Oval Plug

148331-01-01A Plug-Oval, Large-Black



Wood Plug

3/8" dowel w/1/2" head.
042356-01-000 Mahogany



2 Piece Screw Cover

057671-01-000 #8 Off White, Minimum Order 10
057671-09-000 #8 Taupe
057671-15-000 Bright White
057671-17-000 VW Lt. Gray
057671-11-000 Hampton Tan #8
057671-16-000 Soft White
057671-18-000 #8 Off White



Wood Plug 1/2"

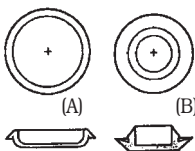
3/8" dowel with 1/2" head.

074045-01-000 Oak
074045-10-000 Solar Maple
074045-11-000 White Granite
074045-08-000 Salem Cherry
074045-12-000 Washed Maple
074045-13-000 Portsmouth Oak
074045-14-000 Honey Cherry
074045-15-000 Sierra Maple



Grommet

134908-01-01A Grommet, 2-1/2" dia., Black



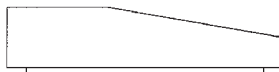
Plastic Plug

Black.

(A) 061420-10-000 Plug-Plastic 1.50"
(B) 061420-14-000 Plug-Plastic .034"
(B) 061420-15-000 Plug-Plastic 2"
(B) 061420-16-000 Plug-Plastic 2-1/8"

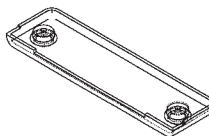
Screw Cover Adhesive Back

109235-01-01A Screw Cover w/Adhesive Black
109235-01-05A Screw Cover, w/Adhesive Brt. White



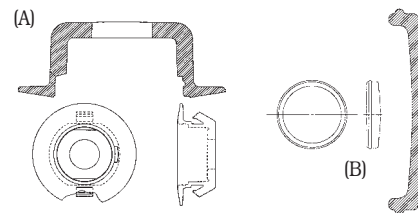
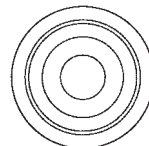
Screw Cover Bracket

152933-01-01A Cover-Bracket-Strike, B/W



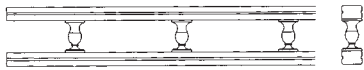
Screw Cover

166569-01-01A Cover-Screw, Ant. Wht.
166569-01-02A Cover-Screw, Brt. Wht.
166569-01-03A Cover-Screw, Soft Wht.
166569-01-04A Cover-Screw, Cream
166569-01-05A Cover-Screw, Black



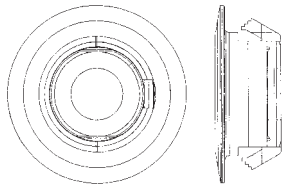
Retainer Screw & Cap

(A) 118383-01-05A Retainer/Recessed f/.22" Screw-VW Lt. Gray
(A) 118383-02-03A Retainer/Recessed f/.27" Screw-VW Dark Gray
(A) 118383-02-05A Retainer/Recessed f/.27" Screw-VW Lt. Gray
(A) 118383-02-06A Retainer/Recessed f/.27" Screw-Alante Antelope
(A) 118383-02-07A Retainer/Recessed f/.27" Screw-Titanium
(A) 118383-02-13A Retainer/Recessed f/.27" Screw-Off White
(B) 118383-04-06A Cap f/Recessed Retainer-Alante Antelope
(A) 118383-01-08A Retainer/Recessed f/.22" Screw-Caddy Cream
(B) 118383-04-05A Cap f/Recessed Retainer-VW, Lt. Gray
(B) 118383-04-09A Cap f/Recessed Retainer-Glacier
(A) 118383-01-09A Retainer/Recessed f/.22" Screw-Glacier
(A) 118383-02-09A Retainer/Recessed f/.27" Screw-Glacier
(A) 118383-03-09A Retainer/Recessed f/.32" Screw-Glacier
(B) 118383-04-07A Cap f/Recessed Retainer-Titanium
(A) 118383-02-10A Retainer/Recessed f/.27" Screw-Riverstone
(A) 118383-02-11A Retainer/Recessed f/.27" Screw-Cashmere
(A) 118383-01-10A Retainer/Recessed f/.22" Screw-Storm Gray
(B) 118383-04-10A Cap f/Recessed Retainer-Riverstone
(B) 118383-04-11A Cap f/Recessed Retainer-Cashmere
(B) 118383-04-12A Cap f/Recessed Retainer-Storm Gray
(B) 118383-04-13A Cap f/Recessed Retainer-Off White
(A) 118383-01-11A Retainer/Recessed f/.22" Screw, Cashmere
(A) 118383-01-12A Retainer/Recessed f/.22" Screw, Riverstone
(A) 118383-02-12A Retainer/Recessed f/.27" Screw, Storm Gray
(A) 118383-01-14A Retainer/Recessed f/.22" Screw, Pewter
(B) 118383-04-14A Cap f/Recessed Retainer, Pewter
(A) 118383-01-15A Retainer/Recessed f/.22" Screw, Briarwood
(B) 118383-04-15A Cap f/Recessed Retainer, Briarwood



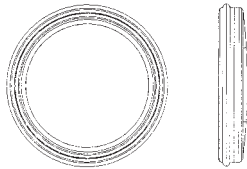
Railing

150167-01-02A Rail Asm.-Decorative, 96", Salem Cherry
 150167-01-03A Rail Asm.-Decorative, 96", Washed Maple
 150167-01-09A Rail Asm.-Decorative, 96", Sierra Maple



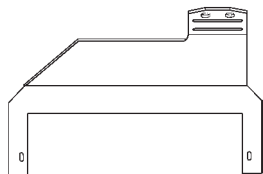
Retainer Screw

149753-01-01A Retainer-Screw, f/.22" Screw, Black
 149753-01-02A Retainer-Screw, f/.22" Screw, Brt. Wht.



Retainer Screw

149753-02-01A Cap-Screw, Retainer, Black
 149753-02-02A Cap-Screw, Retainer, Brt. Wht.



Retainer Louver

157043-01-02B Retainer-Louver/Right (Shown)
 157043-02-02B Retainer-Louver/Left




Brass Railing/Accessories

084071-32-000 Rod-Brass 13.6"
 084071-19-000 Rod-Brass, 7.3"
 084071-20-000 Rod-Brass, 9.8"
 084071-34-000 Rod-Brass, 16.9"
 146840-05-02A Rod .25" dia. x 14.8"-Pewter



Paper Towel Dispenser

9"H x 10.8"L x 4.8"D, White.
 136915-01-000 Dispenser-Paper Towel
 136915-01-700 Towel-Paper, 9"H x 10.8"L x 4.8"D



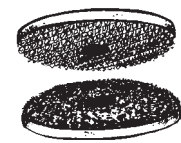
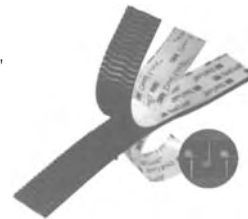
Exterior Plastic Drawer and Track

077404-02-000 Drawer 20" x 12-5/8" Brown
 093413-01-01A Rail-Drawer, Alum. 20.5" x 3.25"

Velcro

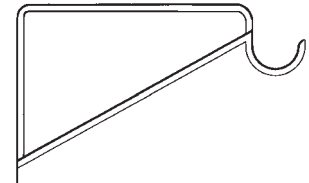
Can be cut and glued, screwed or sewn to most surfaces.

048394-02-000 Tape Hook 3/4" Beige w/Adhesive (Yd.)
 088792-02-000 Tape Loop 3/4" Beige w/Adhesive (Yd.)
 088792-04-000 Tape Hook 5/8" Non Adhesive, White
 088792-05-000 Tape Loop 5/8" Non-Adhesive, White
 085774-01-000 Fastener, Dual Lock 1" Wide w/Adhesive, Black
 085774-02-000 Tape Hook 1" w/Adhesive, Black
 117058-01-01A Tape-Loop, 3/4" Wide, w/Adhesive Back, White
 085774-07-000 Fastener-Dual Lock, 1" Wide, Clear
 029094-04-000 Velcro Tape/Loop, 1" W, Black w/ Adhesive Back
 029096-03-000 Velcro Tape/Hook, 1"W, Black
 029096-04-000 Velcro Tape/Hook, 1"W, Black w/ Adhesive Back



Velcro Hook

103242-01-000 Velcro Hook, 7/8" Round w/Center Hole, Beige
 103242-02-000 Velcro Hook, 7/8" Round w/Center Hole, Black




Support Shelf

162073-01-01A Support-Shelf-Clothes Rod-White

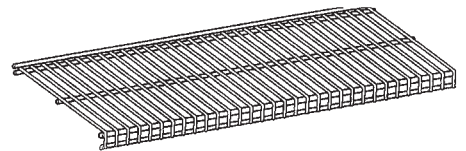
Wall Mount Storage

149116-01-01A Upright Storage-Wall Mount, White, 28"



Shelf Bracket

149116-02-01A Storage-Shelf Bracket, White




Storage Shelf

149116-03-01A Storage-Shelf, 12", White



Hook

149116-04-02A Storage-Loop Hook, Black



Hook

149116-05-02A Hook-Big Everything, Black

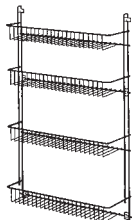


Hook

149116-06-02A Hook-Big Work, Black

Wall Rack

149116-07-01A Rack-Wall, 4-Shelf, White



Storage Container

148616-01-01A Container-Storage, White



Cutlery Tray - White

Rubbermaid 9"x13.3" x 1-3/4".
100081-01-01A Cutlery Tray

Lazy Susan Shelf Set

High impact shelf with non-skid, easy clean textured surface. Features single screw adjustments, one screw locks telescoping post into place, one screw adjusts shelf height. Bright zinc plated corrosion-resistant steel post.



148620-01-01A Lazy Susan-Shelf, Set 20", Almond




Rack

159480-01-01A Rack-Glass/Stemware Hanger, 10"-Chrome



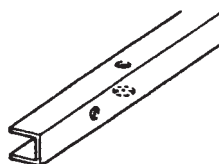
Wicker Basket

150746-01-01A Wicker Basket w/Side Mount Rails, Plastic Liner, Birch



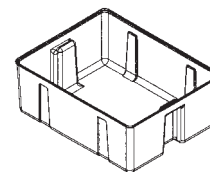
Basket Drawer

149728-01-01A Basket/Drawer, Wht.
12.9"W x 20.7"D x 7.3"H



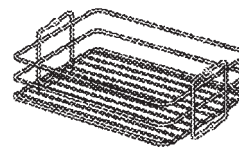
Runner

149728-02-01A Runner/Rail f/Basket, 21" Deep




Storage Container

156656-01-01A Container/Storage, Slideout, 29"W x 22.8"D x 11"H



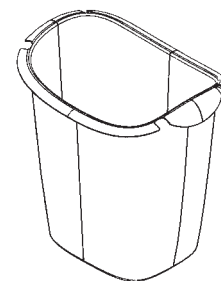
Pantry Basket

148432-10-01A Pantry-Basket, 6" x 20.5" x 3.3"



Pantry Slide Frame

148432-03-01A Pantry-Slide Frame, 22.1"D x 42.2" to 49.1"
148432-01-01A Pantry-Slide Frame, 22.1"D x 56.6" to 59.4"
148432-02-01A Pantry-Slide Frame, 22.1"D x 49.8" to 52.8"



Wastebasket

159032-01-01A Container-Wastebasket, 14.3 Quart, White, 13.62" H x 13.88" W



Wastebasket

Sterilite Touch-Top™ Wastebaskets feature a push button that opens the lid 90° with the touch of a finger. The wastebaskets' shape saves space under the sink. The Ultra Touch-Tops™ have the added convenience of inner bag rings that hold trash liners securely out of sight. 18-5/8"L x 12-1/2"W x 24-5/8"H. White

155583-01-01A Wastebasket/Touch-Top, 52 Qt. w/Lid/Latch/Holder, White




Slide-Out Wastebasket

Melamine laminated base board mounted on roller bearing epoxy - coated slides.

130818-01-01A Trash Container w/Slide-Out
130818-02-01A Trash Container 20 Qt., Almond
*Minimum Cabinet Opening 16"H x 9"W x 22"D

TV Swivel

116773-02-000
Slide-Swivel, TV



Pantry Slide

159481-01-01A Slide Pantry, 30" w/o Lock



Pantry Slide

159482-01-01A Slide Pantry, 28"

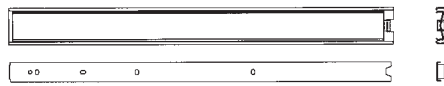
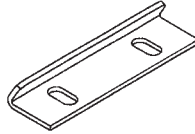


Pantry Slide

122360-01-000 Slide Pantry, w/Lock LH
122360-03-000 Slide Pantry w/Lock RH
123673-01-01A Knob-Pantry Slide
122360-05-000 Slide Pantry, w/o Lock
122360-06-000 Slide Pantry w/Lock LH

Bracket-Pantry Slide

153376-01-02B Bracket-Pantry Slide



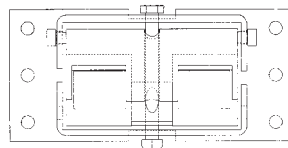
Cabinet Drawer/Pantry Slide

153352-01-01A Slide-Pantry, 19.7", Cabinet Mount
153352-02-01A Slide-Pantry, 19.5", Drawer Mount
153352-03-01A Slide-Pantry, 13.8", Cabinet Mount
153352-04-01A Slide-Pantry, 13.6", Drawer Mount



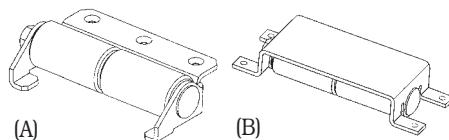
Table Slide

110749-01-000 Slide-Table, 19-3/4" Long
110749-04-000 Slide-Table, 17-3/4" Long



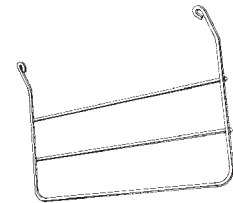
Roller Asm.

150629-01-01A Roller Asm.-Slideout f/Pullout Cabinet



Roller

(A) 153088-02-01A Roller-w/Bracket, Slideout
(B) 153088-03-01A Roller -w/Bracket, Slideout




Towel Rack

093605-02-01A Towel Rack, Almond, 10-1/2"W x 6-1/2"H.

Adjustable Shelf Support

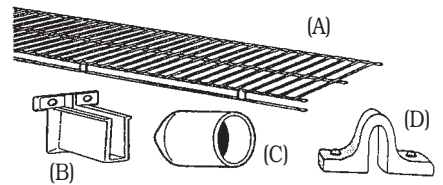
Woodgrain Zinc.

098980-01-000 18"
098980-02-000 12"
098979-01-000 Clip, One
098980-03-000 9"
098980-04-000 48"
098980-05-000 15"
098980-06-000 24"



Rod-Lock-Slideout

162495-01-01A Rod-Lock/Slideout Adjustable 17"/34" w/Strap/Ring
162495-02-01A Rod-Lock/Slideout Adjustable, 17"/34" w/o Strap/Ring



Shelf and Rod

(A) 136891-01-01A Shelf & Rod, 12" x 143.8" w/o Ends
(B) 136891-50-01A Bracket/End For Shelf
(C) 136891-52-01A End Cap-Small For Shelf
(D) 136891-53-01A Mounting Bracket-U-Clamp For Shelf



Curtain Rod

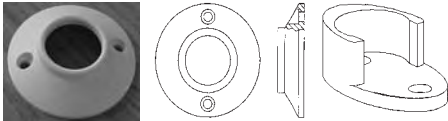
102075-10-02A Rod-Curtain, Soft White, 1" x 46.3"
081114-02-000 Cap-Insert, Round, 1"

HARDWARE



Bracket

113236-01-01A Bracket, Clothes Rod



1" Rod Flange

Plastic, off white.

009112-01-000 Flange 1" Rod Off White

Y00136-21-218 Dowel-Wood 1" x 4"

152301-01-01A Flange Plastic, 1", Clothes Rod Holder, Wht.



Conduit Convolute

- 041953-03-000 Conduit Convolute Slit 1"
- 041953-01-000 Conduit Convolute Slit .5"
- 041953-06-000 Conduit Convolute Slit .375"
- 041953-07-000 Conduit-Convolute, Slit .25"
- 041953-08-000 Conduit-Convolute, Slit 1.50"
- 041953-09-000 Conduit-Convolute, Slit .50"
- 041953-10-000 Conduit-Convolute, Slit .75"
- 041953-11-000 Conduit-Convolute, Slit 1.1"
- 041953-12-000 Conduit-Convolute, Non-Slit 1.1"
- 041953-13-000 Conduit-Convolute, Slit, 1.25"
- 041953-14-000 Conduit-Convolute, Slit 1.5"
- 041953-15-000 Conduit-Convolute, Slit 2"
- 041953-16-000 Conduit-Convolute, Slit 2"



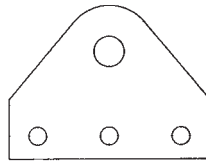
Ashtray

118719-01-01A Ashtray-Top Mount, Black Plastic




Cigarette Lighter

089294-01-000 Cigarette Lighter w/Socket



Ball Stud Bracket

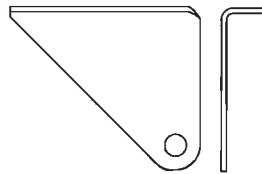
154981-01-02B Bracket-Ball Stud



Ball Stud Assembly

147513-01-01A Ball-Stud Asm., RH

147513-02-01A Ball-Stud Asm., LH



Gas Spring Bracket

163122-01-02B Bracket-Gas Spring, RH

163122-02-02B Bracket-Gas Spring, LH

Gas Spring Bracket

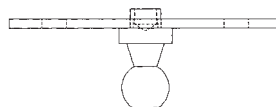
151582-04-02B Bracket/Gas Spring

Ball Stud

154990-01-01A Ball Stud, 13mm x 5/16-18 THD - f/Hood Damper

Ball Stud

154991-01-01A Clip Safety, 13mm - Ball Stud

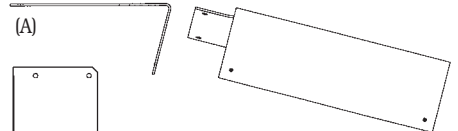


Bracket Asm.

126263-19-02B Bracket Asm.-Gas Spring w/Ball Stud

Gas Spring Bracket

107541-01-000 Bracket Flat, SL40P1



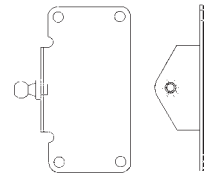
Bracket

(A) 156644-01-02B Bracket/Support Spring/Gas

(B) 156644-02-02B Bracket/Support Spring Gas

Bracket

155616-02-12B Bracket-Gas Spring, B/Wht.



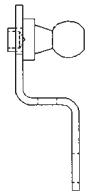
Wood Dowel

(Not Shown)

097872-04-000 Dowel-Wood, 1" Dia. x 1-3/8" L - Unfinished

Bracket Asm.

126263-17-02B Bracket Asm.-Gas Spring, Side

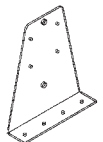


Gas Spring

154973-01-000 Spring/Gas, Hood, w/o Ball Stud Safety Clip, 17.2" Compressed/29.8" Extended

Gas Spring - Bed

057460-04-000 Gas Spring 26" Fully Extended, SPD-6209-WINN
057460-02-000 Ball Stud .39"-5/16"-18



Gas Spring

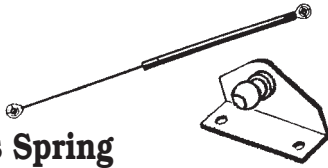
108998-01-000 Spring-Gas, 30 lbs., 20" ext., 12" Compressed, SPD-5300-30-WINN
057460-09-000 Spring-Gas, 150 lbs., SPD-GS-7145





Gas Spring

(A) 107796-01-000 Spring-Gas, 11" Compressed, 17" Extended, 40 lbs., SPD-5200-40-WINN
 (A) 107796-04-000 Spring-Gas, 12" Compressed, 20" Extended, 20 lbs., SPD-5300-20-WINN



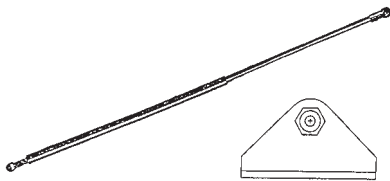
Gas Spring

107796-08-000 Spring, Gas, 11" Compressed, 17" Extended, 60 lb., SPD-5200-60-WINN
 107796-09-000 Spring, Gas, 5.5" Compressed, 7.5" Extended, 40 lb., SPD-4900-40A-WINN
 107796-10-000 Bracket, Gas Spring, 90°, SPD-1010
 126263-08-02B Bracket, Gas Spring w/Centered Ball Stud



Gas Spring

165015-01-000 Spring/Gas-20#, 12" w/Blade Ends



Gas Spring

108998-06-000 Spring-Gas, Pop-Top, SPD-3100-100
 108998-09-000 Stud-13 mm Ball, SPD-1007



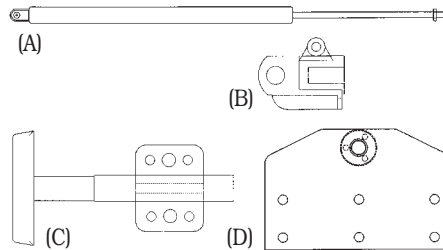
Gas Spring

107796-12-000 Spring-Gas 11" Compressed, 17" Extended, 120 lbs., SPD-2200-120-WINN
 107796-28-000 Spring-Gas 8.5" Compressed, 12" Extended, 30 lbs., SPD-G5-5100-30-WINN
 107796-14-000 Spring-Gas 9.5" Compressed, 15" Extended, 80 lbs., SPD-GS-5150-80-WINN
 107796-35-000 Spring-Gas 11" Compressed, 18.5" Extended, 120lb., SPD-GS-2250-120
 107796-37-000 Spring-Gas 12" Compressed, 20" Extended, 110 lbs., SPD-GS- 2300-110



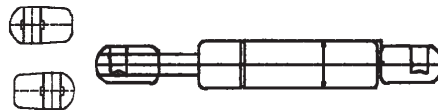
Gas Spring

107796-17-000 Spring-Gas, 9.5" Compressed, 15" Extended, 20 lbs., SPD-GS-5150-20-WINN
 107796-18-000 Spring-Gas, 7" Compressed, 10" Extended, 80 lbs., SPD-GS-5000-80-WINN
 107796-20-000 Spring-Gas, 7" Compressed, 10" Extended, 60 lbs., SPD-GS-5000-60-WINN
 107796-21-000 Spring-Gas, 5.5" Compressed, 7.5" Extended, 80 lbs., SPD-4900-60A-WINN
 107796-33-000 Spring-Gas, 9.5" Compressed, 15" Extended, 40 lbs., SPD-GS-5150-40



Gas Spring

(A) 151544-01-000 Spring/Gas-Locking w/o Release Head-Sliding Galley
 (B) 151544-02-000 Release Head f/Locking Gas Spring, Sliding Galley
 (C) 151546-01-000 T-Handle w/Bracket
 (D) 151582-04-02B Bracket/Gas Spring



Gas Spring

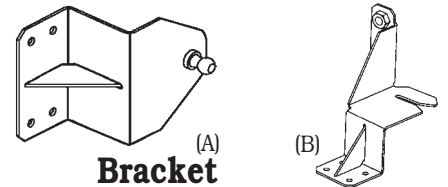
142569-01-000 Spring/Gas-100 lb., 21.1" Extended/12.6" Compressed
 142569-02-000 Spring/Gas-67 lb., 21.1" Extended/12.6" Compressed
 142569-03-000 Spring/Gas-100 lb., 21.1" Extended/12.6" Compressed
 142569-04-000 Spring/Gas-67 lb., 21.1" Extended/12.6" Compressed
 142569-05-000 Spring/Gas-15 lb., 39.9" Extended
 142569-06-000 Spring/Gas-25 lb., 14.8" Extended/8.9" Compressed
 142569-07-000 Spring/Gas-20 lb., 20 Extended/12" Compressed
 142569-08-000 Spring/Gas-45 lb., 18.5" Extended/11" Compressed
 142569-10-000 Spring/Gas-58 lb., 18.6" Extended/10.1" Compressed
 142569-12-000 Spring/Gas-90 lb., 15" Extended/9.5" Compressed
 142569-13-000 Spring/Gas-60 lb., 15" Extended/9.5" Compressed

142569-14-000 Spring/Gas-100 lb., 20" Extended/12" Compressed
 142569-15-000 Spring/Gas-120 lb., 20" Extended/12" Compressed
 142569-16-000 Spring/Gas-90 lb., 20" Extended/12" Compressed
 142569-17-000 Spring/Gas-90 lb., 12" Extended/8.5" Compressed
 142569-21-000 Spring/Gas-60 lb., 20 " Extended/12" Compressed
 142569-22-000 Spring/Gas-90 lb., 17" Extended/11" Compressed
 142569-25-000 Spring/Gas-60 lb., 12" Extended/8.5" Compressed
 142569-27-000 Spring/Gas-112 lb., 17" Extended/11" Compressed
 142569-28-000 Spring/Gas-29 lb., 21" Extended/13" Compressed
 142569-29-000 Spring/Gas-20 lb., 9.9" Extended/5.9" Compressed
 142569-30-000 Spring/Gas-90 lb., 9.6" Extended/6.5" Compressed
 142569-31-000 Spring/Gas-30 lb., 11.8" Extended/7.3" Compressed
 142569-18-000 Spring/Gas, 65 lb., 9.6" Extended/6.5" Compressed



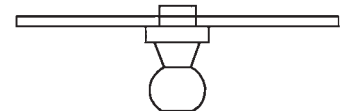
Gas Spring

107796-11-000 Spring-Gas 11" Compressed, 17" Extended, 90 lbs., SPD-5200-90-WINN



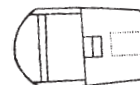
Bracket

(A) 161693-01-02B Bracket Asm.-Gas Spring
 (B) 161691-01-02B Bracket Asm.-Gas Spring, RH (Shown)
 (B) 161691-02-02B Bracket Asm.-Gas Spring, LH



Gas Spring Bracket

126263-15-02B Bracket-Gas Spring w/Ball Stud

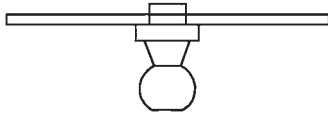


End Fitting

107796-01-701 End Fitting/Metal Spring

CONTINUED NEXT COLUMN


HARDWARE



Gas Spring Bracket

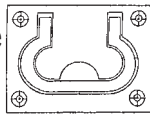
126263-08-02B Bracket-Gas Spring w/Centered Ball Stud

Gas Spring Bracket



126263-02-02B Bracket Asm.- Gas Spring w/Ball Stud
126263-05-02B Bracket-Gas Spring w/Ball Stud

Pull-Flush-Chrome



072871-01-000 Pull-Flush-Chrome

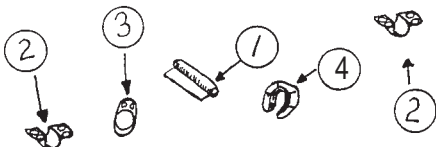
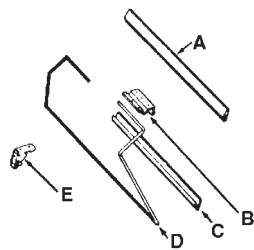


Table Hardware

(1) 114013-01-01A Support-Table, VW Gray
(1) 114013-01-03A Support-Table, VW Lt. Gray
(2) 064050-03-000 Hinge-Table Leg, Beige
(3) 069726-02-000 Bumper .88" x .40" Black
(5) 091952-01-000 Clip-Gripper, 1"
062419-04-000 Handle/Rod Extension w/Threaded End-55"

Dinette Table Hardware



(A) 053200-12-000 Support Table 23.50" Off White
(A) 053200-13-000 Support Table 18.50" Off White
(A) 053200-14-000 Support Table 23.50" Brt. White
(B) 088410-03-000 Hanger-Table Off White
(C) 024281-15-000 Bracket-Table Lift 17.12" Off White
(C) 024281-16-000 Bracket-Table Lift 22.12" Brt. White
(D) 024275-12-000 Table Lift Rod 8" x 23.5" Off White
(D) 024275-13-000 Table Lift Rod, 8" x 18.5" Off White
(D) 024275-14-000 Table Lift Rod, '96-'97 Brt. White
(E) 093550-01-000 Bracket Folding Table Leg, 1.7" x 2.6"
140921-02-01A Bracket/Table Support 18.5" O/W
(D) 053200-15-000 Support Table, 14.5", Brt. White
(D) 024275-15-000 Rod-Table Lift, Off White



Table Extender

150476-01-700 Extenders/Table (Pair)

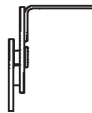
T-Handle

164389-01-01A Handle, T-Pop-Up/Flush Mount



Table Support

153362-03-02B Support-Table (Not Shown)



Dinette Bracket

161278-01-000 Bracket Asm. Dinette, RH (Shown)
161278-02-000 Bracket Asm.-Dinette, LH

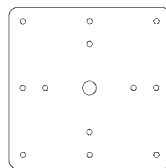
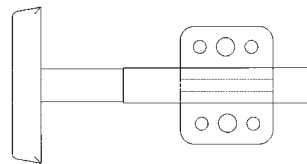


Table Plate

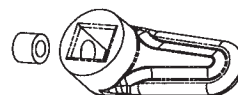
148038-01-02B Plate-Table Top, Black, 5.9"
148038-02-02B Plate-Table Top, Black, 5.5"



T-Handle

151546-01-000 T-Handle w/4' Cable, Molded Bracket

Pawl



164390-01-01A Pawl-Silver

Table Leg



108483-01-000 Leg-Table, Adj. 23.5" to 35.5"
108483-02-000 Leg-Table, Adj. 18.47" to 30.5"

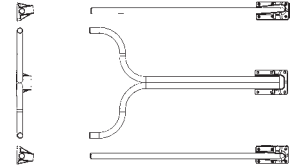


Table Leg

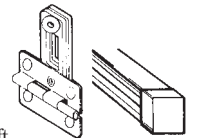
160875-01-01A Leg-Table/Folding w/Hdwe./1 Dbl./2 Sgls.

Tabletop Leveler

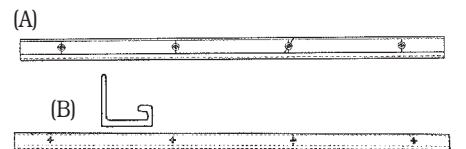


009050-02-000 Leveler-Tabletop, Male End
009050-03-000 Leveler-Tabletop, Female End

Table Track and Glide




128846-01-000 Track-Table 28"
128847-01-000 Glide-Table Lift



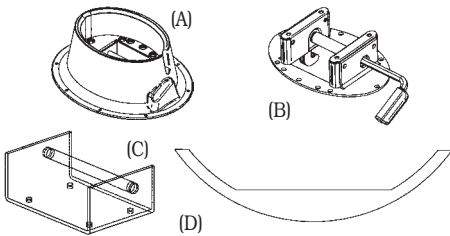
Support Hinge

(A) 118933-01-01A Support-Hinge Lock, Off White 19.8"
(B) 102200-01-01A Support Hinge Lock, Beige 24.7"
(B) 102200-02-02A Support Hinge Lock, Off White 24.6"



Drop Leaf Table Support

120973-01-000 Support-Table, Drop Leaf, Pair



Pedestal Base

- (A) 159548-01-01A Pedestal Base, Table-Lock, Black
- (B) 159548-02-01A Fastener/Lock-Pedestal Leg Table w/Lock Rod
- (C) 159548-03-01A U-Channel/Strike-Pedestal, Floor/Table Mount
- (D) 164421-01-01A Gasket/Table/Pedestal (2 Per Base), Black

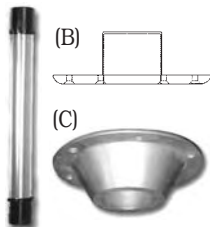


Pedestal Legs and Base

- 009040-02-000 Pedestal Leg 27-1/2" Chrome
- 009040-09-000 Pedestal Leg 31-1/2" Chrome
- 041194-01-000 Table Base Flush Mount
- 062046-01-000 Pedestal Leg Clip, 1.7" x 2.2", Dia. From 2"-2.5"

Pedestal Leg & Base

- (A) 155001-01-01A Leg-Pedestal Table, 27" Silver
- (B) 155001-02-01A Base-Leg Mount/Floor/Table Raised, Silver
- (C) 155001-03-01A Base-Leg Mount/Floor/Table, Recessed, Silver
- (A) 155001-04-01A Leg-Pedestal Table, 29" Silver



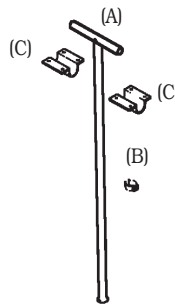
Pedestal Leg

- (A) 164377-01-01A Pedestal-Leg/Table-Lock
- (B) 164377-02-01A Pedestal Leg-Table w/o Lock Rod Hole
- (A) 164378-01-01A Pedestal-Leg/Table-Lock
- (B) 164378-02-01A Pedestal-Leg/Table w/Upper Lock Rod Hole



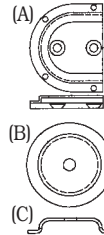
Dinette Table Hardware

- (A) 024276-29-000 Ash Gray
- (B) 024283-01-000 Clip 1"-1.125"
- (C) 064050-03-000 Hinge-Table Leg-Beige



Catch-Table Leg

- (B) 143798-02-01A Catch-Table Leg, Any Color
- (C) 143798-03-01A Washer Table Leg Catch, Brt. White
- (A) 143798-01-02A Catch-Table Leg, Almond
- (B) 143798-02-02A Catch-Table Leg, Almond
- (C) 143798-03-02A Washer/Catch, Table Leg, Almond




Recliner Handle

- 134194-01-01A Plastic Handle, Recliner, Black
- 134194-02-01A Knob-Hold Down, Recliner, Black
- 133126-11-000 Recliner Handle, Plastic
- 134194-04-01A Knob-Hold Down, Recliner, Black
- 134194-05-01A Knob-Hold Down Recliner, Black



Recliner Knob

- 137598-01-01A Knob-Holddown, Recliner (Shown)
- 140334-01-01A Knob-Holddown, Recliner (Not Shown)

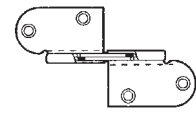



Hinged Steel Support

- 084412-01-000 Pair Includes 1 Left and 1 Right


Leaf Support

- 104181-01-01A Support Leaf, 8", Safe-T-Ring



Leaf Hinge

- 108663-01-000 Hinge-Leaf Folding

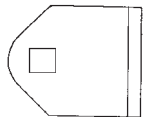


Catch

- 159722-01-02B Catch-Table/Dash, RH (Shown)
- 159722-02-02B Catch-Table/Dash, LH

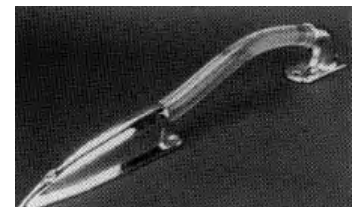
Assist Strap Hardware

- 069178-03-000 Bracket-Any Color
- 000C16-07-16B Bolt
- 000D20-07-00B Nut
- 069178-01-000 Bracket, Beige



Assist Handle

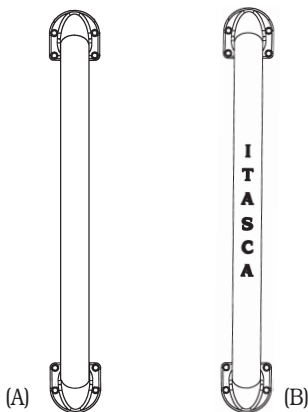
- 152854-01-01A Handle-Assist, White w/Black Rubber Grip, 18-5/8"



Glo-Bar Assist Handle

- Glows at night, easily installed with 5 screws that are included. Long lasting and economical.

- 698250-04-000 Plain, 21"
- 698250-01-000 Winnebago, 21"
- 698250-02-000 Itasca, 21"




Assist Handle

- (A) 165309-01-01A Handle/Assist, 18" SST-Non-Lighted
- (A) 165309-02-01A Handle/Assist, 18" SST-Lighted
- (B) 165309-03-01A Handle Assist 18", Non-Lighted Itasca, SST
- (B) 165309-04-01A Handle Assist 18", Lighted Itasca, SST



Luxor Assist Handle 17"

- 115102-01-000 Handle, Assist, Lighted, Black Brackets



Assist Handrail

- 132083-01-02A Handrail-Assist, Soft White
- 132083-02-01A Pad-Oval


Assist Strap

- 053552-02-N01 Handle-Assist, Interior/Entry Door, Vinyl, Ice Wht.
- 053552-02-K01 Handle-Assist, Interior/Entry Door, Vinyl, Off/Wht.



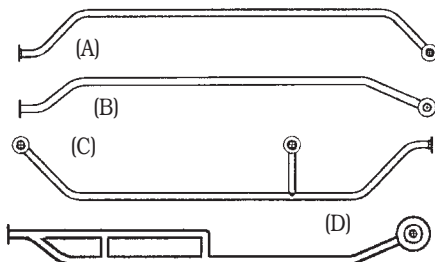
Assist Handle

- 009126-03-000 Black Textured



Handrail Assist

- Brackets sold separate. Brass.
- 099682-01-01A Bracket End, Handrail, Round
- 123577-01-01A Handrail Asm. Assist Entrance, Black Matte



Handrail

- (A) 131058-02-01A Handrail-Int., Black
- (B) 131058-03-02A Handrail-Int. Entrance, Black
- (C) 131058-04-02A Handrail-Int. Cab., Black
- (D) 131058-05-02A Handrail-Int. Entrance, Black



Handrail

- 137605-03-01A Handrail, Interior, Entry Door, Black



Handrail

- 137605-02-01A Handrail, Interior, Entry Door, Black



Handrail

- 137605-01-01A Handrail, Interior Entrance, Black



Handrail

- 137605-04-01A Handrail, Interior Entrance Door, Black

Handle Assist

- 157749-01-01A Assist Handle, Non-Lighted, 18" Chrome
- 157749-02-01A Assist Handle, Lighted, 18" Chrome
- 157749-03-01A Assist Handle, Non-Lighted, 18" "Itasca," Chrome, Etched
- 157749-04-01A Assist Handle, Lighted, 18" "Itasca" Etched, Chrome



Assist Handle

- 132442-01-01A Handle-Assist, Clear, White Metal Ends, 20"
- 132442-02-01A Handle-Assist, Clear, Chrome Ends, 20"
- 132442-01-700 Bulb-Rope, Light Strip f/Assist Handle (Shown)
- 132442-06-01A Handle-Assist/Blank-Chrome Ends Lighted, 20" (Shown)
- 132442-07-01A Handle Assist/"Itasca" Lighted, 20" w/Chrome Ends (Shown)
- 132442-01-701 Led Asm. (Shown)




Grab Handle

- 123246-01-04A Handle-Grab, Caddy Cream
- 123246-01-05A Handle-Grab, Glacier
- 123246-01-06A Handle-Grab, Riverstone
- 123246-01-07A Handle-Grab, Cashmere
- 123246-01-08A Handle-Grab, Briarwood
- 123246-01-09A Handle-Grab, Slate
- 123246-01-10A Handle-Grab, Saddle
- 124246-01-11A Handle-Grab, Black

Assist Handle With Door Bell

Pce. Parts

- 138827-01-000 Bell/Door & Exterior Handle Kit, Lighted w/Ulimate Engraved (Pce. Parts)
- 138827-01-700 Handle Only-Ulimate
- 138827-01-701 Chime/Bell





Fire Extinguisher

(Shown In Red)
 094499-06-000 Extinguisher/Fire, Dry 10 BC
 w/Bracket, w/UL/ULC, White
 094499-04-000 Bracket-Fire Ext., SST



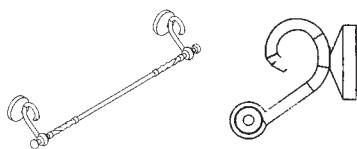
Fire Extinguisher Bracket

094499-01-700 Bracket w/Strap, Plastic



Towel Rod

146801-01-01A Rod-Towel, Offset-Brass
 146801-01-02A Rod-Towel, Offset-Pewter




Towel Bar

152960-01-02A Towel Bar-18", Antique Nickel



Towel Bar

163451-01-01A Towel-Bar, 18" Oil Rubbed Gold



Towel Bar

159766-01-01A Towel Bar, 18" Chrome
 159766-01-02A Towel Bar, 18" Brushed Nickel

Towel Bar Post

145980-04-02A Towel Bar
 Post/Pair, Chrome



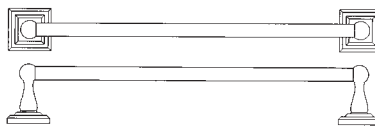
Towel Rod

163599-01-01A Towel Bar, 18" w/o Posts, Chrome
 163599-02-01A Towel Bar Post, Pair-Chrome




Towel Bar

140849-01-02A Bar-Towel, 18", Chrome
 140849-01-03A Bar-Towel, 18", Brushed Nickel



Towel Bar

152959-01-01A Towel Bar, 18", Nickel

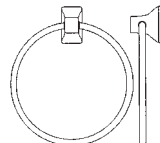


Towel Bar

159604-01-01A Towel Bar, 18", Brushed Nickel

Towel Ring

145980-06-03A Ring-Towel,
 Chrome



Towel Ring

163601-01-01A Towel Ring,
 Chrome



Towel Ring

152963-01-01A Towel Ring,
 Matte Black
 152963-01-02A Towel Ring,
 Antique Nickel



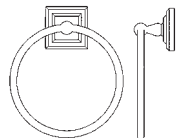
Towel Ring

132046-03-02A Ring-Towel,
 Chrome



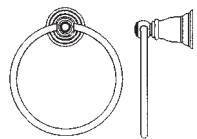
Towel Ring

152956-01-01A Towel-Ring,
 Nickel



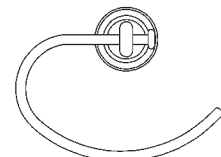
Towel Ring

156572-01-01A Towel-Ring,
 Wrought Iron
 156572-01-02A Towel-Ring,
 Brushed Nickel



Towel Ring

075454-02-000 Brass



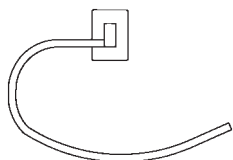
Towel Ring

159602-01-01A Towel Ring, Brushed Nickel



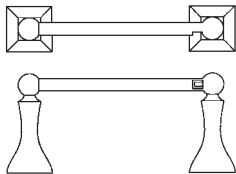
Towel Ring

159765-01-01A Towel Ring, Chrome
 159765-01-02A Towel Ring, Brushed Nickel



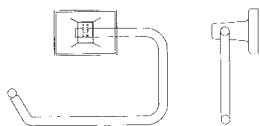
Towel Ring

163453-01-01A Towel Ring, Oil Rubbed Gold



Tissue Holder

159767-01-01A Holder-Tissue, Chrome



Toilet Tissue Holder

132533-01-01A Holder-Paper, Euro Style, Brass

Paper Holder

152961-01-01A Holder-Paper, Matte Black
152961-01-02A Holder-Paper, Antique Nickel




Toilet Tissue Holder

145980-01-02A Paper Holder-Chrome

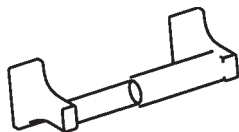
Toilet Tissue Holder

145980-02-02A Paper Holder, Recessed-Nickel



Toilet Tissue Holder

075452-02-000 Toilet Tissue Holder, Brass



Toilet Tissue Holder

163602-01-01A Holder-Toilet Tissue, Surface Mount, Chrome



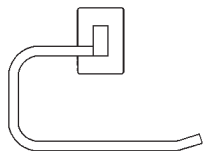
Toilet Tissue Holder

142069-01-01A Holder-Tissue, Polished Brass



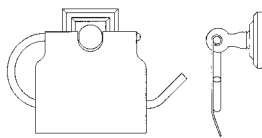
Toilet Tissue Holder

163600-01-01A Holder-Toilet Tissue Euro-Chrome



Tissue Holder

163452-01-01A Holder-Tissue, Oil Rubbed Gold



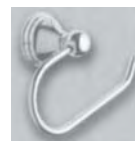
Paper Holder

152958-01-01A Holder-Paper w/Lid, Nickel



Paper Holder

159605-01-01A Holder-Paper w/o Lid, Brushed Nickel



Toilet Tissue Holder

140973-01-02A Holder-Toilet Tissue, Chrome
140973-01-03A Holder-Toilet Tissue, Brushed Nickel

Toilet Tissue Holder

145980-03-01A Paper Holder-Euro, Brass
145980-03-03A Paper Holder-Euro, Chrome



Toilet Tissue Holder

140973-02-01A Tissue Holder, Chrome/Brass



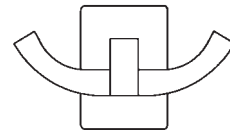
Soap Dish

081614-02-000 Brass w/Plastic Cover



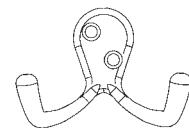
Robe Hook

163454-01-01A Hook-Robe, Double Prong, Oil Rubbed Gold



Robe Hook

155958-01-01A Hook-Robe, Twin, Brushed Chrome




Robe Hook

159764-01-01A Hook-Robe, Twin-Chrome
159764-01-02A Hook-Robe, Twin-Brushed Nickel



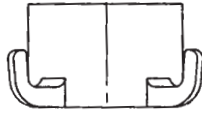
Robe Hook

152957-01-01A Hook-Robe, Nickel



Twin Robe Hook

104174-01-000 Twin Robe Hook, Brass



Twin Robe Hook

145849-02-01A Hook-Robe, Twin-Chrome



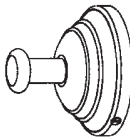
Twin Robe Hook

145849-03-01A Hook-Robe, Twin-Brass
145849-03-02A Hook-Robe, Chrome
145849-03-03A Hook-Robe, Brushed Nickel



Robe Hook

159601-01-01A Hook-Robe, Single, Brushed Nickel



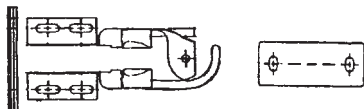
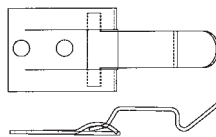
Twin Robe Hook

145849-01-01A Hook-Robe, Twin-Brass




Latch

153718-01-01A Latch-Hold Down Panel, SST



Bullet Latch

110529-01-000 Latch-Bullet, Screen Door



Mattress

SERTA MATTRESSES

- 154430-01-000 Mattress-Innerspring 60" x 74.5", No Flip
- 154430-02-000 Mattress-Innerspring 60" x 79.5", No Flip
- 154430-03-000 Mattress-Innerspring 54" x 74.5", No Flip
- 159853-02-000 Mattress-Innerspring 60" x 75" w/Quilted
- 159853-03-000 Mattress-Innerspring 60" x 80" w/Quilted
- 158822-01-000 Mattress-Innerspring 60" x 74", Non-Quilted
- 158822-02-000 Mattress-Innerspring 60" x 74", Non-Quilted w/Cut Corner
- 154430-04-000 Mattress-Innerspring 72" x 79.5"
- 159853-01-000 Mattress-Innerspring 72" x 75", Quilted



Air Mattress w/Pump

Inflate or deflate the Express Bed® in seconds with the powerful Express Pump®. Operates from any standard 120 V. outlet. Adjust the Express Bed® from firm to plush by simply depressing the patented spring loaded one-way check valve to slowly release air until you are comfortable. Innovative horizontal beam construction conforms to your body to prevent sagging and provide lumbar support. Queen.

161862-01-000 Mattress/Air, Express Bed w/Pump, Queen



The Sleep Number Bed by Select Comfort™

The Sleep Number Bed by Select Comfort™ is The Key to a Perfect Night's Sleep™. Instead of metal coils and spring, our revolutionary beds use uniquely designed air chambers to provide a gentle cushion of support. Our beds adjust quickly and easily to your personalized setting of comfort and firmness. Our bed is the only bed available that allows you to find your personal Sleep Number®. Most couples have different Sleep Numbers® so each side of a Sleep Number® bed can be adjusted independently. Your Sleep Number® can only be found on a Sleep Number® bed. It is a number between 0 and 100 that represents the ideal combination of mattress comfort, firmness and support for your body, giving you the best sleep possible. We offer the Sleep Number® Vantage Point line exclusively for Winnebago. The following are the sizes offered within our Vantage Point line:

- 142411-08-700 Mattress-Sleep Number, 60" x 80", w/Number Pump
- 142411-05-000 Holder-Control



Keyless Door Lock Parts

- 102756-01-000 Door Lock (Pce. Parts Only)
- 102756-01-700 Remote
- 102756-01-701 Battery
- 103930-02-707 Relay

HARDWARE



Compartment Door Handle

160558-01-02A Handle/Door Compartment w/o Lock, Pewter

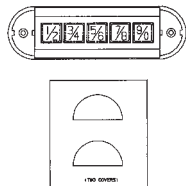
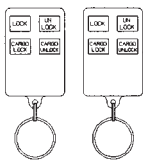


Remote Keyless Entry System

102756-02-000 Remote Keyless Entry System
102756-02-700 Remote (Transmitter)
102756-02-701 Module Board
102756-02-702 Battery-12 Volt
103930-02-707 Relay-Bosch w/Resistor & Mount Tab

Keyless Entry Remote System

102756-03-000 Remote, Keyless Entry & Cargo
102756-02-702 Battery, 12 Volt
102756-03-700 Module Board
102756-03-701 Remote-Keyless Entry (Shown)
102756-03-703 Wire Harness
103930-02-707 Relay-Bosch w/Resistor & Mounting Tab



Remote Keyless Entry

151458-01-000 Remote Keyless Entry & Cargo (Pce. Parts Only)
151458-02-000 Keypad-Entry, Horizontal
151458-02-700 Covers (2 Per Pkg) f/Key Pad
102756-02-702 Battery-12 Volt
102756-03-701 Remote-Keyless Entry
151458-01-700 Module Board-4 Function
151458-01-701 Wire Harness-Keyless Entry
103930-02-707 Relay-Bosch w/Resistor & Mount Tab
151458-02-701 Gasket-Outer f/Keypad

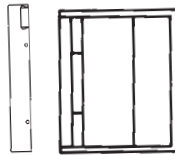


Dead Bolt

Fits all doors with thickness of 1-1/4" to 1-3/4", either hollow or solid core. Fits either right or left hand doors. Made of sturdy die cast zinc alloy, finished in black polyester powder coating. Two brass keys included. Bolt extends 5/8". Security bolt and screws sold separate.

101145-01-06A Deadbolt Black Tex./Black
095229-01-700 Blank Key
101147-01-000 Bolt-Security 4.12" P-Bodies Only
000G46-08-24T Screw (2 Needed)

Screen Door Slider and Strike



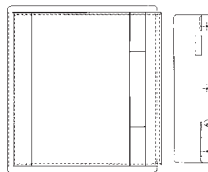
079086-02-000 Slider Off White 9" x 9"
079087-02-000 Strike Off White, 1.5" x 8.6"
079087-03-000 Strike-Bright White



Screen Door Slide

015580-02-000 Slider, Any Color, 9.75"H x 9"W
015581-02-000 Cap, Any Color

Screen Door Slide



132082-01-01A Slider-Screen Door, Bright White
132081-01-01A Strike-Slider, Bright White

Slide Cover

156319-01-01A Cover-Slide, Black
156319-02-01A Cover-Slide, w/Notches, Black



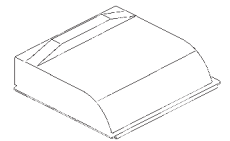
Strike-Slider

132081-01-03A Strike-Slider, Screen Door, Black



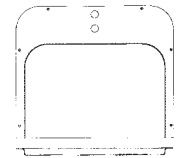
Slider

132082-01-03A Slider-Screen Door, Black



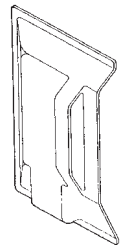
Cover Slide

151826-01-01A Cover-Slide, Black
151826-02-01A Cover-Slide, Black



Screen Door Slide

P-Bodies 10.5"W x 13.5"H.
085276-02-000 Off White



Keeper-Latch

163586-01-02B Keeper-Latch

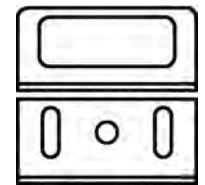
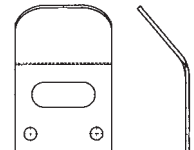


Plate-Latch/Catch

156071-01-01A Plate-Latch/Catch, Brushed SST

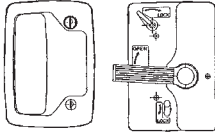


Latch Asm.

150082-01-000 Latch Asm.-TV
150082-02-000 Latch/TV, w/o Keeper/Bracket/Rod
150082-03-000 Keeper-w/o TV Latch
150082-04-000 Bracket-F/TV Latch-Keeper
150082-05-000 Rod-f/TV Latch-Keeper
150082-06-000 Nut-f/TV Latch-Keeper
150082-07-000 Washer-f/TV Latch-Keeper
150082-08-000 Rod/f TV/Latch-Keeper

Latch Asm.

112782-01-01A Latch
Asm. Ext.
112782-02-01A Latch
Asm. Int.



045017-11-701 Key (F) Blank TM201-250
112782-01-700 Key-Blank, Deadbolt TM100-150
112782-01-701 Key-Blank, Deadbolt TM151-200
113636-01-702 Key-Blank, Deadbolt TRI-201-259
113636-01-700 Key-Blank, Deadbolt TRI-1-99
045017-11-703 Cylinder-Lock Asm. w/Keys

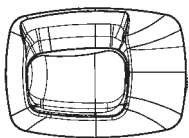
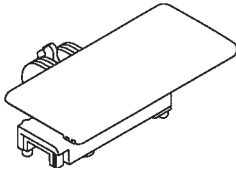


Paddle Latch Assembly

112949-01-04A Latch Asm. Paddle, Black w/Lock
112949-02-01A Latch Asm. Paddle w/o Lock
Titanium
112949-02-04A Latch Asm. Paddle w/o Lock Brt.
White
112949-02-05A Latch Asm. Paddle w/o Lock Black
112949-03-000 Key TM #500
112949-02-06A Latch Asm. Paddle w/o Lock VW Lt.
Gray
112949-04-01A Latch Asm. Paddle, Black
112949-06-000 Key-Reversible (Double Sided)

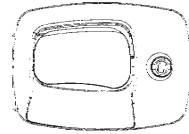
**Latch-Glove
Box**

155757-01-01A Latch-
Glove Box



Paddle Latch

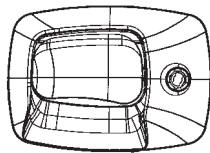
141940-06-701 Latch/Paddle-Compartment
Door/LH/Blk. #3041
141940-06-702 Latch/Paddle-Compartment
Door/LH/Blk. #3042
141940-06-703 Latch/Paddle-Compartment
Door/LH/Blk. #3043
141940-06-704 Latch/Paddle-Compartment
Door/LH/Blk. #3044
141940-06-705 Latch/Paddle-Compartment
Door/LH/Blk. #3045
141940-06-706 Latch/Paddle-Compartment
Door/LH/Blk. #3046
141940-06-707 Latch/Paddle-Compartment
Door/LH/Blk. #3047
141940-06-708 Latch/Paddle-Compartment
Door/LH/Blk. #3048
141940-06-709 Latch/Paddle-Compartment
Door/LH/Blk. #3049
141940-06-710 Latch/Paddle-Compartment
Door/LH/Blk. #3050



Paddle Latch

141940-01-701 Latch/Paddle-Keyed/2 Sided, Black
141940-01-702 Latch/Paddle-Keyed/2 Sided, Black
141940-01-703 Latch/Paddle-Keyed/2 Sided, Black
141940-01-704 Latch/Paddle-Keyed/2 Sided, Black
141940-01-705 Latch/Paddle-Keyed/2 Sided, Black
141940-01-706 Latch/Paddle-Keyed/2 Sided, Black
141940-01-707 Latch/Paddle-Keyed/2 Sided, Black
141940-01-708 Latch/Paddle-Keyed/2 Sided, Black
141940-01-709 Latch/Paddle-Keyed/2 Sided, Black
141940-01-710 Latch/Paddle-Keyed/2 Sided, Black

Contact your parts dealer before ordering.

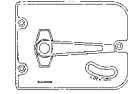


Paddle Latch

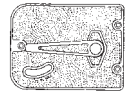
141940-01-711 Latch/Paddle-Locking Compt. Door-
Key One, Black #3041
141940-01-712 Latch/Paddle-Locking Compt. Door-
Key One, Black #3042
141940-01-713 Latch/Paddle-Locking Compt. Door-
Key One, Black #3043
141940-01-714 Latch/Paddle-Locking Compt. Door-
Key One, Black #3044
141940-01-715 Latch/Paddle-Locking Compt. Door-
Key One, Black #3045
141940-01-716 Latch/Paddle-Locking Compt. Door-
Key One, Black #3046
141940-01-717 Latch/Paddle-Locking Compt. Door-
Key One, Black #3047
141940-01-718 Latch/Paddle-Locking Compt. Door-
Key One, Black #3048
141940-01-719 Latch/Paddle-Locking Compt. Door-
Key One, Black #3049
141940-01-720 Latch/Paddle-Locking Compt. Door-
Key One, Black #3050
141940-01-721 Latch/Paddle-Locking Compt. Door-
Key One, White #3041
141940-01-722 Latch/Paddle-Locking Compt. Door-
Key One, White #3042
141940-01-723 Latch/Paddle-Locking Compt. Door-
Key One, White #3043
141940-01-724 Latch/Paddle-Locking Compt. Door-
Key One, White #3044
141940-01-725 Latch/Paddle-Locking Compt. Door-
Key One, White #3045
141940-01-726 Latch/Paddle-Locking Compt. Door-
Key One, White #3046
141940-01-727 Latch/Paddle-Locking Compt. Door-
Key One, White #3047
141940-01-728 Latch/Paddle-Locking Compt. Door-
Key One, White #3048
141940-01-729 Latch/Paddle-Locking Compt. Door-
Key One, White #3049
141940-01-730 Latch/Paddle-Locking Compt. Door-
Key One, White #3050



(A)



(B)

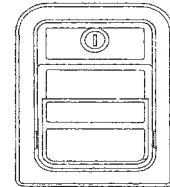


(C)

Latch Plate Cover Asm.


4-3/4"H x 6-1/2"W.

(A) 039979-01-000 RH. Chrome
(B) 039979-05-000 LH Black
(C) 039979-06-000 Cover Asm. Latch Plate, RH
Black Textured



Entrance Door Latch

045017-05-000 Latch-Entrance Door, RH




Latch-Entrance Door

Black. Mechanism with lock and key included.

045017-13-000 Latch-Black Textured
045017-11-703 Cylinder-Lock Asm. w/Keys
101145-01-700 Deadbolt Asm. (Blk/Blk.)

Paddle Latch

127349-01-01A Paddle
Latch



**Entrance Door Latch
Without Deadbolt**

(Black shown for example only)

Bright white.

128913-02-707 Latch-Without Deadbolt,Keyed #7
128913-02-708 Latch-Without Deadbolt,Keyed #8
128913-02-709 Latch-Without Deadbolt,Keyed #9

**Last digit of part number is last digit of Winnebago
Serial Number.**

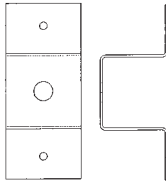


Striker Bolt

128913-01-727 Striker-Bolt, Specially Coated f/Atwood Entry Door
 128913-13-700 Bumper/Rubber, Entry/Screen
 128913-13-701 Screw/Bumper, Retaining

Adjusting Bolt Bracket

154814-01-02B
 Bracket/Formed, Adjusting Bolt
 154814-02-02B
 Bracket/Formed, Adjusting Bolt



Entrance Door Latch With Deadbolt

Black. 1-1/4"

112782-07-701 Latch w/Deadbolt-Keyed #1
 112782-07-702 Latch w/Deadbolt-Keyed #2
 112782-07-703 Latch w/Deadbolt-Keyed #3
 112782-07-704 Latch w/Deadbolt-Keyed #4
 112782-07-705 Latch w/Deadbolt-Keyed #5
 112782-07-706 Latch w/Deadbolt-Keyed #6
 112782-07-707 Latch w/Deadbolt-Keyed #7
 112782-07-708 Latch w/Deadbolt-Keyed #8
 112782-07-709 Latch w/Deadbolt-Keyed #9
 112782-07-710 Latch w/Deadbolt-Keyed #10

Last digit of part number is last digit of Winnebago Serial Number.

Also order 112782-03-01A, Latch Single Rotor and 112782-02-01A Latch, Interior Plate.




Compartment Door Latches

Black faces.

129675-01-701 Comp. Door Latch-Keyed #1
 129675-01-702 Comp. Door Latch-Keyed #2
 129675-01-703 Comp. Door Latch-Keyed #3
 129675-01-704 Comp. Door Latch-Keyed #4
 129675-01-705 Comp. Door Latch-Keyed #5
 129675-01-706 Comp. Door Latch-Keyed #6
 129675-01-707 Comp. Door Latch-Keyed #7
 129675-01-708 Comp. Door Latch-Keyed #8
 129675-01-709 Comp. Door Latch-Keyed #9
 129675-01-710 Comp. Door Latch-Keyed #10

Last digit of part number is last digit of Winnebago Serial Number.





Compartment Door Latches

Bright white faces.

(Black shown for example only)

129675-01-711 Comp. Door Latch-Keyed #1
 129675-01-712 Comp. Door Latch-Keyed #2
 129675-01-713 Comp. Door Latch-Keyed #3
 129675-01-714 Comp. Door Latch-Keyed #4
 129675-01-715 Comp. Door Latch-Keyed #5
 129675-01-716 Comp. Door Latch-Keyed #6
 129675-01-718 Comp. Door Latch-Keyed #8
 129675-01-719 Comp. Door Latch-Keyed #9
 129675-01-720 Comp. Door Latch-Keyed #10

Last digit of part number is last digit of Winnebago Serial Number.



Drivers Door Latch/Lock

Black.

125581-02-701 Drivers Door Latch/Lock-Keyed #1
 125581-02-702 Drivers Door Latch/Lock-Keyed #2
 125581-02-703 Drivers Door Latch/Lock-Keyed #3
 125581-02-704 Drivers Door Latch/Lock-Keyed #4
 125581-02-705 Drivers Door Latch/Lock-Keyed #5
 125581-02-706 Drivers Door Latch/Lock-Keyed #6
 125581-02-707 Drivers Door Latch/Lock-Keyed #7
 125581-02-708 Drivers Door Latch/Lock-Keyed #8
 125581-02-709 Drivers Door Latch/Lock-Keyed #9
 125581-02-710 Drivers Door Latch/Lock-Keyed #10
 125581-09-721 Latch/Lock-Ext./Driver Door Reversible Key - #3041
 125581-09-722 Latch/Lock-Ext./Driver Door Reversible Key - #3042
 125581-09-723 Latch/Lock-Ext./Driver Door Reversible Key - #3043
 125581-09-724 Latch/Lock-Ext./Driver Door Reversible Key - #3044
 125581-09-725 Latch/Lock-Ext./Driver Door Reversible Key - #3045
 125581-09-726 Latch/Lock-Ext./Driver Door Reversible Key - #3046
 125581-09-727 Latch/Lock-Ext./Driver Door Reversible Key - #3047
 125581-09-728 Latch/Lock-Ext./Driver Door Reversible Key - #3048
 125581-09-729 Latch/Lock-Ext./Driver Door Reversible Key - #3049
 125581-09-730 Latch/Lock-Ext./Driver Door Reversible Key - #3050

Last digit of part number is last digit of Winnebago Serial Number.



(Shown In Black)

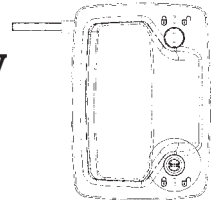
Latch Assembly

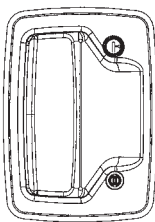
135626-01-711 Latch/Locking-Driver Door, Wht.
 135626-01-712 Latch/Locking-Driver Door, Wht.
 135626-01-713 Latch/Locking-Driver Door, Wht.
 135626-01-714 Latch/Locking-Driver Door, Wht.
 135626-01-715 Latch/Locking-Driver Door, Wht.
 135626-01-716 Latch/Locking-Driver Door, Wht.
 135626-01-717 Latch/Locking-Driver Door, Wht.
 135626-01-718 Latch/Locking-Driver Door, Wht.
 135626-01-719 Latch/Locking-Driver Door, Wht.
 135626-01-720 Latch/Locking-Driver Door, Wht.
Supply Serial Number When Ordering

Latch-Exterior/Entry

112782-20-701 Latch-Exterior/Entry Door w/Icons, Reversible Key
 112782-20-702 Latch-Exterior/Entry Door w/Icons, Reversible Key
 112782-20-703 Latch-Exterior/Entry Door w/Icons, Reversible Key
 112782-20-704 Latch-Exterior/Entry Door w/Icons, Reversible Key
 112782-20-705 Latch-Exterior/Entry Door w/Icons, Reversible Key
 112782-20-706 Latch-Exterior/Entry Door w/Icons, Reversible Key
 112782-20-707 Latch-Exterior/Entry Door w/Icons, Reversible Key
 112782-20-708 Latch-Exterior/Entry Door w/Icons, Reversible Key
 112782-20-709 Latch-Exterior/Entry Door w/Icons, Reversible Key
 112782-20-710 Latch-Exterior/Entry Door w/Icons, Reversible Key
 112782-20-711 Latch-Exterior/Entry Door, Reversible Key #3041
 112782-20-712 Latch-Exterior/Entry Door, Reversible Key #3042
 112782-20-713 Latch-Exterior/Entry Door, Reversible Key #3043
 112782-20-714 Latch-Exterior/Entry Door, Reversible Key #3044
 112782-20-715 Latch-Exterior/Entry Door, Reversible Key #3045
 112782-20-716 Latch-Exterior/Entry Door, Reversible Key #3046
 112782-20-717 Latch-Exterior/Entry Door, Reversible Key #3047
 112782-20-718 Latch-Exterior/Entry Door, Reversible Key #3048
 112782-20-719 Latch-Exterior/Entry Door, Reversible Key #3049
 112782-20-720 Latch-Exterior/Entry Door, Reversible Key #3050

Supply serial number when ordering.

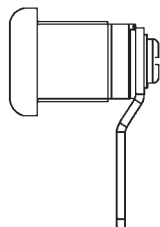




Latch Kit-Int./Ext./Rotary

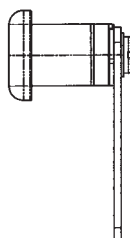
- 128913-15-801 Latch Kit-Int./Ext./Rotary w/o Icons (1151)
- 128913-15-802 Latch Kit-Int./Ext./Rotary w/o Icons (1152)
- 128913-15-803 Latch Kit-Int./Ext./Rotary w/o Icons (1153)
- 128913-15-804 Latch Kit-Int./Ext./Rotary w/o Icons (1154)
- 128913-15-805 Latch Kit-Int./Ext./Rotary w/o Icons (1155)
- 128913-15-806 Latch Kit-Int./Ext./Rotary w/o Icons (1156)
- 128913-15-807 Latch Kit-Int./Ext./Rotary w/o Icons (1157)
- 128913-15-808 Latch Kit-Int./Ext./Rotary w/o Icons (1158)
- 128913-15-809 Latch Kit-Int./Ext./Rotary w/o Icons (1159)
- 128913-15-810 Latch Kit-Int./Ext./Rotary w/o Icons (1150)
- 128913-15-811 Latch Kit-Int./Ext./Rotary w/o Icons (3041)
- 128913-15-812 Latch Kit-Int./Ext./Rotary w/o Icons (3042)
- 128913-15-813 Latch Kit-Int./Ext./Rotary w/o Icons (3043)
- 128913-15-814 Latch Kit-Int./Ext./Rotary w/o Icons (3044)
- 128913-15-815 Latch Kit-Int./Ext./Rotary w/o Icons (3045)
- 128913-15-816 Latch Kit-Int./Ext./Rotary w/o Icons (3046)
- 128913-15-817 Latch Kit-Int./Ext./Rotary w/o Icons (3047)
- 128913-15-818 Latch Kit-Int./Ext./Rotary w/o Icons (3048)
- 128913-15-819 Latch Kit-Int./Ext./Rotary w/o Icons (3049)
- 128913-15-820 Latch Kit-Int./Ext./Rotary w/o Icons (3050)

Lock w/Cylinder



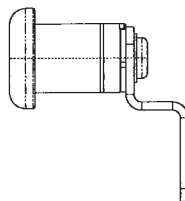
- 138290-04-701 Lock w/Cylinder/Cam #3041
- 138290-04-702 Lock w/Cylinder/Cam #3042
- 138290-04-703 Lock w/Cylinder/Cam #3043
- 138290-04-704 Lock w/Cylinder/Cam #3044
- 138290-04-705 Lock w/Cylinder/Cam (3045)
- 138290-04-706 Lock w/Cylinder/Cam (3046)
- 138290-04-707 Lock w/Cylinder/Cam (3047)
- 138290-04-708 Lock w/Cylinder/Cam (3048)
- 138290-04-709 Lock w/Cylinder/Cam (3049)
- 138290-04-710 Lock w/Cylinder/Cam (3050)

Lock



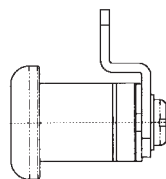
- 138290-01-711 Lock w/Cylinder/Cam (3041)
- 138290-01-712 Lock w/Cylinder/Cam (3042)
- 138290-01-713 Lock w/Cylinder/Cam (3043)
- 138290-01-714 Lock w/Cylinder/Cam (3044)
- 138290-01-715 Lock w/Cylinder/Cam (3045)
- 138290-01-716 Lock w/Cylinder/Cam (3046)
- 138290-01-717 Lock w/Cylinder/Cam (3047)
- 138290-01-718 Lock w/Cylinder/Cam (3048)
- 138290-01-719 Lock w/Cylinder/Cam (3049)
- 138290-01-720 Lock w/Cylinder/Cam (3050)

Lock



- 138290-02-711 Lock w/Cylinder/Cam (3041)
- 138290-02-712 Lock w/Cylinder/Cam (3042)
- 138290-02-713 Lock w/Cylinder/Cam (3043)
- 138290-02-714 Lock w/Cylinder/Cam (3044)
- 138290-02-715 Lock w/Cylinder/Cam (3045)
- 138290-02-716 Lock w/Cylinder/Cam (3046)
- 138290-02-717 Lock w/Cylinder/Cam (3047)
- 138290-02-718 Lock w/Cylinder/Cam (3048)
- 138290-02-719 Lock w/Cylinder/Cam (3049)
- 138290-02-720 Lock w/Cylinder/Cam (3050)

Lock

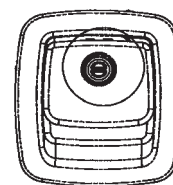


- 138290-03-711 Lock w/Cylinder/Cam (3041)
- 138290-03-712 Lock w/Cylinder/Cam (3042)
- 138290-03-713 Lock w/Cylinder/Cam (3043)
- 138290-03-714 Lock w/Cylinder/Cam (3044)
- 138290-03-715 Lock w/Cylinder/Cam (3045)
- 138290-03-716 Lock w/Cylinder/Cam (3046)
- 138290-03-717 Lock w/Cylinder/Cam (3047)
- 138290-03-718 Lock w/Cylinder/Cam (3048)
- 138290-03-719 Lock w/Cylinder/Cam (3049)
- 138290-03-720 Lock w/Cylinder/Cam (3050)

Paddle Latch



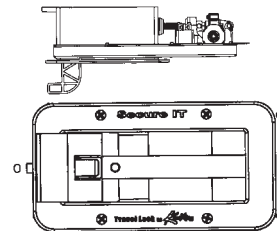
- 154900-04-01A Latch/Paddle, Non-Locking, Blk.
- 154900-04-02A Latch/Paddle, Non-Locking, White



Paddle Latch

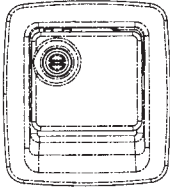
- 154900-01-701 Latch/Paddle-Comp. Door, #3041, Blk.
- 154900-01-702 Latch/Paddle-Comp. Door, #3042, Blk.
- 154900-01-703 Latch/Paddle-Comp. Door, #3043, Blk.
- 154900-01-704 Latch/Paddle-Comp. Door, #3044, Blk.
- 154900-01-705 Latch/Paddle-Comp. Door, #3045, Blk.
- 154900-01-706 Latch/Paddle-Comp. Door, #3046, Blk.
- 154900-01-707 Latch/Paddle-Comp. Door, #3047, Blk.
- 154900-01-708 Latch/Paddle-Comp. Door, #3048, Blk.
- 154900-01-709 Latch/Paddle-Comp. Door, #3049, Blk.
- 154900-01-710 Latch/Paddle-Comp. Door, #3050, Blk.
- 154900-01-711 Latch/Paddle-Comp. Door, #3041, Wht.
- 154900-01-712 Latch/Paddle-Comp. Door, #3042, Wht.
- 154900-01-713 Latch/Paddle-Comp. Door, #3043, Wht.
- 154900-01-714 Latch/Paddle-Comp. Door, #3044, Wht.
- 154900-01-715 Latch/Paddle-Comp. Door, #3045, Wht.
- 154900-01-716 Latch/Paddle-Comp. Door, #3046, Wht.
- 154900-01-717 Latch/Paddle-Comp. Door, #3047, Wht.
- 154900-01-718 Latch/Paddle-Comp. Door, #3048, Wht.
- 154900-01-719 Latch/Paddle-Comp. Door, #3049, Wht.
- 154900-01-720 Latch/Paddle-Comp. Door, #3050, Wht.

Contact your Parts Administrator before ordering.



Travel Latch

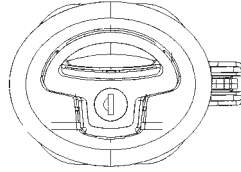
- 153651-02-01A Lock/Latch-Travel/Slideout w/Motor, LH, Black (Pce. Parts Only)
- 153651-02-701 Bracket/Mounting-Motor
- 153651-01-702 Cover/Boot-Seal
- 153651-01-701 Limit Switch
- 153651-02-700 Motor "R" f/LH Travel Lock
- 153651-03-01A Lock/Latch-Travel/Slideout w/Motor, RH, Black
- 153651-04-01A Lock/Latch-Travel/Slideout w/Motor LH or RH, Blk.



Paddle Latch


138277-01-701 Latch/Paddle-Comp. Door, Blk.
 138277-01-702 Latch/Paddle-Comp. Door, Blk.
 138277-01-703 Latch/Paddle-Comp. Door, Blk.
 138277-01-704 Latch/Paddle-Comp. Door, Blk.
 138277-01-705 Latch/Paddle-Comp. Door, Blk.
 138277-01-706 Latch/Paddle-Comp. Door, Blk.
 138277-01-707 Latch/Paddle-Comp. Door, Blk.
 138277-01-708 Latch/Paddle-Comp. Door, Blk.
 138277-01-709 Latch/Paddle-Comp. Door, Blk.
 138277-01-710 Latch/Paddle-Comp. Door, Blk.
 138277-01-711 Latch/Paddle-Comp. Door, Wht.
 138277-01-712 Latch/Paddle-Comp. Door, Wht.
 138277-01-713 Latch/Paddle-Comp. Door, Wht.
 138277-01-714 Latch/Paddle-Comp. Door, Wht.
 138277-01-715 Latch/Paddle-Comp. Door, Wht.
 138277-01-716 Latch/Paddle-Comp. Door, Wht.
 138277-01-717 Latch/Paddle-Comp. Door, Wht.
 138277-01-718 Latch/Paddle-Comp. Door, Wht.
 138277-01-719 Latch/Paddle-Comp. Door, Wht.
 138277-01-720 Latch/Paddle-Comp. Door, Wht.
 138277-01-721 Latch/Paddle Locking, Comp. Door, Key One, #3041, Blk.
 138277-01-722 Latch/Paddle Locking, Comp. Door, Key One, #3042, Blk.
 138277-01-723 Latch/Paddle Locking, Comp. Door, Key One, #3043, Blk.
 138277-01-724 Latch/Paddle Locking, Comp. Door, Key One, #3044, Blk.
 138277-01-725 Latch/Paddle Locking, Comp. Door, Key One, #3045, Blk.
 138277-01-726 Latch/Paddle Locking, Comp. Door, Key One, #3046, Blk.
 138277-01-727 Latch/Paddle Locking, Comp. Door, Key One, #3047, Blk.
 138277-01-728 Latch/Paddle Locking, Comp. Door, Key One, #3048, Blk.
 138277-01-729 Latch/Paddle Locking, Comp. Door, Key One, #3049, Blk.
 138277-01-730 Latch/Paddle Locking, Comp. Door, Key One, #3050, Blk.
 138277-01-731 Latch/Paddle Locking, Comp. Door, Key One, #3041, Wht.
 138277-01-732 Latch/Paddle Locking, Comp. Door, Key One, #3042, Wht.
 138277-01-733 Latch/Paddle Locking, Comp. Door, Key One, #3043, Wht.
 138277-01-734 Latch/Paddle Locking, Comp. Door, Key One, #3044, Wht.
 138277-01-735 Latch/Paddle Locking, Comp. Door, Key One, #3045, Wht.
 138277-01-736 Latch/Paddle Locking, Comp. Door, Key One, #3046, Wht.
 138277-01-737 Latch/Paddle Locking, Comp. Door, Key One, #3047, Wht.
 138277-01-738 Latch/Paddle Locking, Comp. Door, Key One, #3048, Wht.
 138277-01-739 Latch/Paddle Locking, Comp. Door, Key One, #3049, Wht.
 138277-01-740 Latch/Paddle Locking, Comp. Door, Key One, #3050, Wht.

Contact your Parts Administrator before ordering.



Latch Asm.

152171-01-01A Latch/Paddle-Outer/Locking w/o Cylinder/Keys, Black
 152171-01-02A Latch/Paddle-Outer/Locking w/o Cylinder/Keys, Brt. Wht.
 152171-02-01A Latch/Paddle, Non-Locking, Black
 152171-02-02A Latch/Paddle, Non-Locking, Brt. Wht.
 152171-03-01A Latch/Inner, Black
 152171-04-01A Spacer-Latch, Black
 152171-05-01A Keeper-Latch, Steel
 152171-06-01A Gasket-Latch, Foam
 152171-07-01A Keeper-Latch, Steel
 154066-51-001 Keys-Set of Two, R001
 154066-51-002 Keys-Set of Two, R002
 154066-51-003 Keys-Set of Two, R003
 154066-51-004 Keys-Set of Two, R004
 154066-51-005 Keys-Set of Two, R005
 154066-51-006 Keys-Set of Two, R006
 154066-51-007 Keys-Set of Two, R007
 154066-51-008 Keys-Set of Two, R008
 154066-51-009 Keys-Set of Two, R009
 154066-51-010 Keys-Set of Two, R010



Paddle Latch

154900-03-701 Latch/Paddle-Locking, Compt. Door Key One, #3041, Black
 154900-03-702 Latch/Paddle-Locking, Compt. Door Key One, #3042, Black
 154900-03-703 Latch/Paddle-Locking, Compt. Door Key One, #3043, Black
 154900-03-704 Latch/Paddle-Locking, Compt. Door Key One, #3044, Black
 154900-03-705 Latch/Paddle-Locking, Compt. Door Key One, #3045, Black
 154900-03-706 Latch/Paddle-Locking, Compt. Door Key One, #3046, Black
 154900-03-707 Latch/Paddle-Locking, Compt. Door Key One, #3047, Black
 154900-03-708 Latch/Paddle-Locking, Compt. Door Key One, #3048, Black
 154900-03-709 Latch/Paddle-Locking, Compt. Door Key One, #3049, Black
 154900-03-710 Latch/Paddle-Locking, Compt. Door Key One, #3050, Black
 154900-03-711 Latch/Paddle-Locking, Compt. Door Key One, #3041, White
 154900-03-712 Latch/Paddle-Locking, Compt. Door Key One, #3042, White
 154900-03-713 Latch/Paddle-Locking, Compt. Door Key One, #3043, White
 154900-03-714 Latch/Paddle-Locking, Compt. Door Key One, #3044, White

CONTINUED NEXT COLUMN

154900-03-715 Latch/Paddle-Locking, Compt. Door Key One, #3045, White
 154900-03-716 Latch/Paddle-Locking, Compt. Door Key One, #3046, White
 154900-03-717 Latch/Paddle-Locking, Compt. Door Key One, #3047, White
 154900-03-718 Latch/Paddle-Locking, Compt. Door Key One, #3048, White
 154900-03-719 Latch/Paddle-Locking, Compt. Door Key One, #3049, White
 154900-03-720 Latch/Paddle-Locking, Compt. Door Key One, #3050, White



Latch Kit Interior/Exterior Rotary 3" Deadbolt

112782-17-701 Latch Kit-Interior/Exterior w/Icons
 112782-17-702 Latch Kit-Interior/Exterior w/Icons
 112782-17-703 Latch Kit-Interior/Exterior w/Icons
 112782-17-704 Latch Kit-Interior/Exterior w/Icons
 112782-17-705 Latch Kit-Interior/Exterior w/Icons
 112782-17-706 Latch Kit-Interior/Exterior w/Icons
 112782-17-707 Latch Kit-Interior/Exterior w/Icons
 112782-17-708 Latch Kit-Interior/Exterior w/Icons
 112782-17-709 Latch Kit-Interior/Exterior w/Icons
 112782-17-710 Latch Kit-Interior/Exterior w/Icons

Supply Serial Number When Ordering.

Case/Cylinder

(Not Shown)

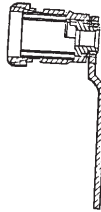
110506-54-000 Case/Cylinder-Locking w/o Cam/Key, 1.25", 703170
 110506-54-001 Case/Cylinder-Locking w/o Cam/Key, 1.25", 703171
 110506-54-002 Case/Cylinder-Locking w/o Cam/Key, 1.25", 703172
 110506-54-003 Case/Cylinder-Locking w/o Cam/Key, 1.25", 703173
 110506-54-004 Case/Cylinder-Locking w/o Cam/Key, 1.25", 703174
 110506-54-005 Case/Cylinder-Locking w/o Cam/Key, 1.25", 703175
 110506-54-006 Case/Cylinder-Locking w/o Cam/Key, 1.25", 703176
 110506-54-007 Case/Cylinder-Locking w/o Cam/Key, 1.25", 703177
 110506-54-008 Case/Cylinder-Locking w/o Cam/Key, 1.25", 703178
 110506-54-009 Case/Cylinder-Locking w/o Cam/Key, 1.25" 703179
 110506-59-000 Keys-Set of Two, #597930
 110506-59-001 Keys-Set of Two, #597931
 110506-59-002 Keys-Set of Two, #597932
 110506-59-003 Keys-Set of Two, #597933
 110506-59-004 Keys-Set of Two, #597934
 110506-59-005 Keys-Set of Two, #597935
 110506-59-006 Keys-Set of Two, #597936
 110506-59-007 Keys-Set of Two, #597937
 110506-59-008 Keys-Set of Two, #597938
 110506-59-009 Keys-Set of Two, #597939

Cam

(Not Shown)

- 110506-60-000 Cam-Latching, Straight 2.4", #322276
- 110506-62-000 Cam-Latching, Straight 1.5", #322278
- 110506-64-000 Cam-Latching, Dog Leg, 1.8" Long
- 110506-66-000 Cam-Latching, Dog Leg, 1.5" Long
- 110506-68-000 Cam-Latching, Dog Leg, 1.3" Long
- 110506-69-000 Cam-Latching, Dog Leg, 1.3" Long
- 110506-70-000 Cam-Latching, Dog Leg, 1.3" Long
- 110506-71-000 Cam-Latching, Dog Leg, .86" Long
- 110506-74-000 Cam-Latching, Straight, 1.9" Long
- 110506-75-000 Cam-Latching, Dog Leg, 1.5" Long
- 110506-77-000 Cam-Latching, 1" Long
- 110506-78-000 Cam-Latching, 2.3" Long

**Lock Assemblies
Fuel Fill and Water
Fill Doors**



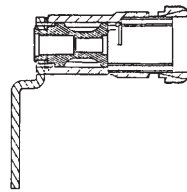
Lock-1" Case w/2.4" Cam

- 130005-01-701 Keyed #1
- 130005-01-702 Keyed #2
- 130005-01-703 Keyed #3
- 130005-01-704 Keyed #4
- 130005-01-705 Keyed #5
- 130005-01-706 Keyed #6
- 130005-01-707 Keyed #7
- 130005-01-708 Keyed #8
- 130005-01-709 Keyed #9
- 130005-01-710 Keyed #10
- 129676-01-000 Key - #1431
- 129676-02-000 Key - #1432
- 129676-03-000 Key - #1433
- 129676-04-000 Key - #1434
- 129676-05-000 Key - #1435
- 129676-06-000 Key - #1436
- 129676-07-000 Key - #1437
- 129676-08-000 Key - #1438
- 129676-09-000 Key - #1439
- 129676-10-000 Key - #1440

Case/Cylinder

(Not Shown)

- 110506-52-002 Case/Cylinder-Locking w/o Cam/Key, .65", 702372
- 110506-52-003 Case/Cylinder-Locking w/o Cam/Key, .65", 702373
- 110506-52-004 Case/Cylinder-Locking w/o Cam/Key, .65", 702374
- 110506-52-005 Case/Cylinder-Locking w/o Cam/Key, .65", 702375
- 110506-52-006 Case/Cylinder-Locking w/o Cam/Key, .65", 702376
- 110506-52-008 Case/Cylinder-Locking w/o Cam/Key, .65", 702378
- 110506-52-009 Case/Cylinder-Locking w/o Cam/Key, .65", 702379
- 110506-59-000 Keys-Set of Two
- 110506-59-001 Keys-Set of Two
- 110506-59-002 Keys-Set of Two
- 110506-59-003 Keys-Set of Two
- 110506-59-004 Keys-Set of Two
- 110506-59-005 Keys-Set of Two
- 110506-59-006 Keys-Set of Two
- 110506-59-007 Keys-Set of Two
- 110506-59-008 Keys-Set of Two
- 110506-59-009 Keys-Set of Two



Lock

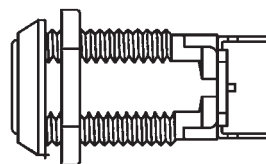
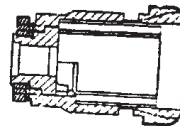
Lock-1.5" Case w/1.6" Cam

- 130005-02-701 Keyed #1
- 130005-02-702 Keyed #2
- 130005-02-703 Keyed #3
- 130005-02-704 Keyed #4
- 130005-02-705 Keyed #5
- 130005-02-706 Keyed #6
- 130005-02-707 Keyed #7
- 130005-02-708 Keyed #8
- 130005-02-709 Keyed #9
- 130005-02-710 Keyed #10
- 129676-01-000 Key - #1431
- 129676-02-000 Key - #1432
- 129676-03-000 Key - #1433
- 129676-04-000 Key - #1434
- 129676-05-000 Key - #1435
- 129676-06-000 Key - #1436
- 129676-07-000 Key - #1437
- 129676-08-000 Key - #1438
- 129676-09-000 Key - #1439
- 129676-10-000 Key - #1440

Lock

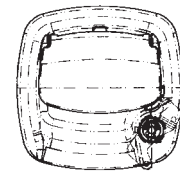
Lock-1" Case w/1" Cam

- 130005-03-701 Keyed #1
- 130005-03-702 Keyed #2
- 130005-03-703 Keyed #3
- 130005-03-704 Keyed #4
- 130005-03-705 Keyed #5
- 130005-03-706 Keyed #6
- 130005-03-707 Keyed #7
- 130005-03-708 Keyed #8
- 130005-03-709 Keyed #9
- 130005-03-710 Keyed #10
- 129676-01-000 Key - #1431
- 129676-02-000 Key - #1432
- 129676-03-000 Key - #1433
- 129676-04-000 Key - #1434
- 129676-05-000 Key - #1435
- 129676-06-000 Key - #1436
- 129676-07-000 Key - #1437
- 129676-08-000 Key - #1438
- 129676-09-000 Key - #1439
- 129676-10-000 Key - #1440



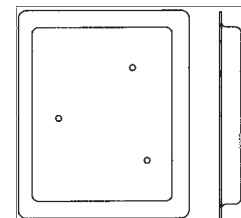
Switch

- 163097-01-000 Switch-SPST, Key Activated, w/2 Keys
- 163097-01-701 Key-#2341 (Miller Dial)
- 163097-01-700 Key-#2382 (Illinois Lock)




Latch Paddle

- 112782-24-701 Latch/Paddle-Locking, Compartment Door Key One, Black, #3041
- 112782-24-702 Latch/Paddle-Locking, Compartment Door Key One, Black, #3042
- 112782-24-703 Latch/Paddle-Locking, Compartment Door Key One, Black, #3043
- 112782-24-704 Latch/Paddle-Locking, Compartment Door Key One, Black, #3044
- 112782-24-705 Latch/Paddle-Locking, Compartment Door Key One, Black, #3045
- 112782-24-706 Latch/Paddle-Locking, Compartment Door Key One, Black, #3046
- 112782-24-707 Latch/Paddle-Locking, Compartment Door Key One, Black, #3047
- 112782-24-708 Latch/Paddle-Locking, Compartment Door Key One, Black, #3048
- 112782-24-709 Latch/Paddle-Locking, Compartment Door Key One, Black, #3049
- 112782-24-710 Latch/Paddle-Locking, Compartment Door Key One, Black, #3050



Cover Latch Plate

- 112782-25-01A Cover-Latch Plate, Black
- 112782-25-02A Cover-Latch, Plate, Brt. White



Door Lock Kit

- Black/Black Textured, w/o deadbolt.
- 052186-01-000 Door Lock Kit w/Key
- 101145-01-700 Deadbolt Kit-Black/Black
- If deadbolt is needed, order 101145-01-700. Will need modification.*



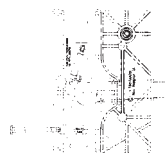
Latch Key Cylinder

- 154066-01-01A Latch-Vise Action, Locking
- 154066-02-01A Latch-Vise Action, Non-Locking
- 154066-11-000 Hardware Kit w/Pawl/Cam, Straight (Shown)
- 154066-12-000 Hardware Kit w/Pawl/Cam/Offset
- 154066-13-000 Hardware Kit w/Pawl/Cam, Straight
- 154066-50-001 Case/Cylinder-Locking #1
- 154066-50-002 Case/Cylinder-Locking #2
- 154066-50-003 Case/Cylinder-Locking #3
- 154066-50-004 Case/Cylinder-Locking #4
- 154066-50-005 Case/Cylinder-Locking #5
- 154066-50-006 Case/Cylinder-Locking #6
- 154066-50-007 Case/Cylinder-Locking #7
- 154066-50-008 Case/Cylinder-Locking #8
- 154066-50-009 Case/Cylinder-Locking #9
- 154066-50-010 Case/Cylinder-Locking #10
- 154066-51-001 Keys-Set of 2, #1 R001
- 154066-51-002 Keys-Set of 2, #2 R002
- 154066-51-003 Keys-Set of 2, #3 R003
- 154066-51-004 Keys-Set of 2, #4 R004
- 154066-51-005 Keys-Set of 2, #5 R005
- 154066-51-006 Keys-Set of 2, #6 R006
- 154066-51-007 Keys-Set of 2, #7 R007
- 154066-51-008 Keys-Set of 2, #8 R008
- 154066-51-009 Keys-Set of 2, #9 R009
- 154066-51-010 Keys-Set of 2, #10 R010



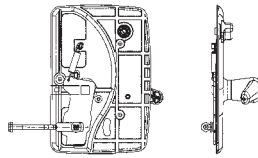
Latch Asm.

- 113636-01-01A Latch Asm. Rotary, Off White
- 113636-02-01A Plate-Inside w/Deadbolt, Black
- 113636-03-01A Latch-Single Rotor, Mill Finish
- 113636-01-700 Key-Blank G-Series, Deadbolt TRI-1-99
- 045017-11-701 Key-Blank F-Series
- 112782-01-701 Key-Blank, Deadbolt TM151-200
- 112782-01-700 Key-Blank, Deadbolt TM-100-150



Latch Asm.

- 112782-22-01A Latch-Single Rotor
- 112782-23-01A Latch-Ext., Common Key



Latch-Interior Plate

- 112782-27-01A Latch-Interior Plate, White
- 112782-27-711 Latch-Exterior w/Icon, #3041
- 112782-27-712 Latch-Exterior w/Icon, #3042
- 112782-27-713 Latch-Exterior w/Icon, #3043
- 112782-27-714 Latch-Exterior w/Icon, #3044
- 112782-27-715 Latch-Exterior w/Icon, #3045
- 112782-27-716 Latch-Exterior w/Icon, #3046
- 112782-27-717 Latch-Exterior w/Icon, #3047
- 112782-27-718 Latch-Exterior w/Icon, #3048
- 112782-27-719 Latch-Exterior w/Icon, #3049
- 112782-27-720 Latch-Exterior w/Icon, #3050
- 112782-27-702 Latch-Single Rotor/PTL Door
- 112782-27-701 Latch-Interior Plate, Black

Key Lock Case Asm.

- 138637-52-000 Case Asm.-Key Lock, .9"
- 138637-52-001 Case Asm.-Key Lock, .9"
- 138637-52-002 Case Asm.-Key Lock, .9"
- 138637-52-003 Case Asm.-Key Lock, .9"
- 138637-52-004 Case Asm.-Key Lock, .9"
- 138637-52-005 Case Asm.-Key Lock, .9"
- 138637-52-006 Case Asm.-Key Lock, .9"
- 138637-52-007 Case Asm.-Key Lock, .9"
- 138637-52-008 Case Asm.-Key Lock, .9"
- 138637-52-009 Case Asm.-Key Lock, .9"
- 138637-51-000 Key Set
- 138637-51-001 Key Set
- 138637-51-002 Key Set
- 138637-51-003 Key Set
- 138637-51-004 Key Set
- 138637-51-005 Key Set
- 138637-51-006 Key Set
- 138637-51-007 Key Set
- 138637-51-008 Key Set
- 138637-51-009 Key Set
- 138637-53-001 Case/Cylinder-Locking-w/o Cam/Key 1.5"
- 138637-53-002 Case/Cylinder-Locking-w/o Cam/Key 1.5"
- 138637-53-003 Case/Cylinder-Locking-w/o Cam/Key 1.5"
- 138637-53-004 Case/Cylinder-Locking-w/o Cam/Key 1.5"
- 138637-53-005 Case/Cylinder-Locking-w/o Cam/Key 1.5"
- 138637-53-006 Case/Cylinder-Locking-w/o Cam/Key 1.5"
- 138637-53-007 Case/Cylinder-Locking-w/o Cam/Key 1.5"
- 138637-53-008 Case/Cylinder-Locking-w/o Cam/Key 1.5"
- 138637-53-009 Case/Cylinder-Locking-w/o Cam/Key 1.5"



Keys

- (A) 045017-01-701 Blank Key Tri/Mark
- (B) 045017-11-701 Blank Key Tri/Mark TM201-250
- (C) 082684-01-700 Hudson Key BH024
- (D) 102328-01-000 Barrel Key Hood/RR Cap
- (E) 110506-59-701 Key Blank Gold (Strattec)
- (F) 112782-01-700 Key, Blank Deadbolt (Original Key TRI 001-099) KS 700
- (G) 112782-01-701 Key-Blank, Deadbolt (Original Key TRI 151-200) KS 400
- (H) 112782-01-700 Key-Blank, Deadbolt (Original Key TRI 100-150)
- (I) 129685-01-701 Key One-Blank
- (J) 113636-01-702 Key-Blank, Deadbolt TRI-201-259
- (K) 112949-03-000 Key-Cut, TM500
- (L) 095229-01-700 Key-Blank, Deadbolt
- (M) 112782-18-700 Key-Blank, Deadbolt

Reversible Key

- 138288-01-000 Key-Reversible, #1151
- 138288-02-000 Key-Reversible, #1152
- 138288-03-000 Key-Reversible, #1153
- 138288-04-000 Key-Reversible, #1154
- 138288-05-000 Key-Reversible, #1155
- 138288-06-000 Key-Reversible, #1156
- 138288-07-000 Key-Reversible, #1157
- 138288-08-000 Key-Reversible, #1158
- 138288-09-000 Key-Reversible, #1159
- 138288-10-000 Key-Reversible, #1160
- 138288-11-000 Key-Reversible, #3041
- 138288-12-000 Key-Reversible, #3042
- 138288-13-000 Key-Reversible, #3043
- 138288-14-000 Key-Reversible, #3044
- 138288-15-000 Key-Reversible, #3045
- 138288-16-000 Key-Reversible, #3046
- 138288-17-000 Key-Reversible, #3047
- 138288-18-000 Key-Reversible, #3048
- 138288-19-000 Key-Reversible, #3049
- 138288-20-000 Key-Reversible, #3050
- 138288-11-701 Key-Blank (KS301)



Tri/Mark Keys

- 129676-01-000 Key-#1431
- 129676-02-000 Key-#1432
- 129676-03-000 Key-#1433
- 129676-04-000 Key-#1434
- 129676-05-000 Key-#1435
- 129676-06-000 Key-#1436
- 129676-07-000 Key-#1437
- 129676-08-000 Key-#1438
- 129676-09-000 Key-#1439
- 129676-10-000 Key-#1440



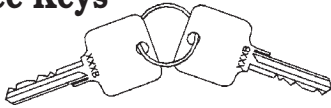
Tab number is the last digit of Winnebago Serial Number.

Keys

(Not Shown)
 163097-01-701 Key - #2341 (Miller Dial)
 163097-01-700 Key - #2382 (Illinois Lock)

Strattec Keys

Set of 2

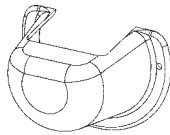


- 110506-59-000 Keys-#705590
- 110506-59-001 Keys-#705591
- 110506-59-002 Keys-#705592
- 110506-59-003 Keys-#705593
- 110506-59-004 Keys-#705594
- 110506-59-005 Keys-#705595
- 110506-59-006 Keys-#705596
- 110506-59-007 Keys-#705597
- 110506-59-008 Keys-#705598
- 110506-59-009 Keys-#705599

Last digit of part number is last digit of Winnebago Serial Number.

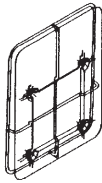
Latch Cover

156591-01-01A Cover-Latch/Valance Door



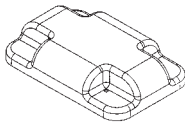
Latch Cover

125257-01-01A Cover-Latch Valance Door, Blk.
 125257-01-02A Cover-Latch, Valance Door, White



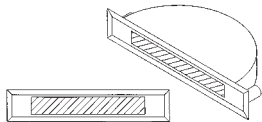
Latch Cover

141856-01-01A Cover- Latch, Valance Inner, B/W

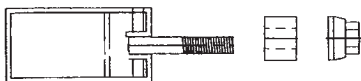


Latch

119728-01-701 Handle Latch-Swivel Large, 5.5" Across



119728-01-700 Handle Latch-Swivel Small, 4.1" Across (Shown)



Swell Latch

121175-01-01A Latch-Swell, Black 87.2 x 28.6
 121175-02-01A Latch-Swell, Black 100.3 x 28.6



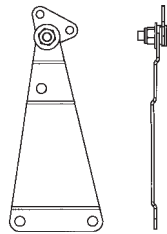
Latch

111564-01-000 Spring-Latch, Flat



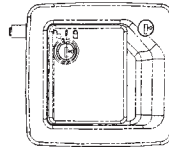
Door Spring

136843-01-01A Spring-f/Sliding Door



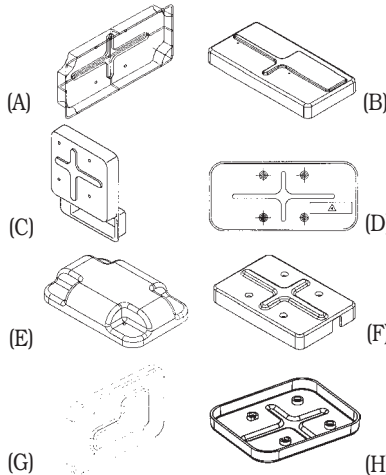
Pivot/Latch

163715-01-02B Pivot/Latch



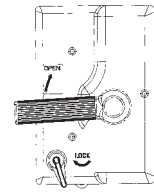
Latch Asm.

144998-01-01A Latch Asm.-Rotary, Off/White




Latch Cover

- (A) 122277-02-01A Cover-Latch, Black
- (B) 135318-01-01A Cover-Latch, Inner, Brt. White
- (C) 140382-01-01A Cover-Latch, Inner, Brt. White
- (D) 137359-01-01A Cover-Latch, White
- (E) 144172-01-01A Cover-Latch, Brt. Wht.
- (F) 122277-06-02A Cover-Latch, White
- (G) 151904-01-01A Cover-Latch, Black
- (H) 137359-02-01A Cover-Latch, Bright White



Latch Cover

128913-01-700 Handle, Inside



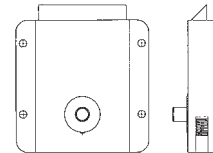
Slide Bolt Control Knob - Black

081905-01-000 Knob-Control, Slide Bolt w/Lock Stamp 2.1" x .8", RT
 081905-02-000 Left Knob-Control, Slide Bolt, w/Lock Stamp, 2.1" x .8", Left



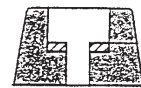
Door Stop Block

084465-01-000 Block, Door Mounted, Plastic



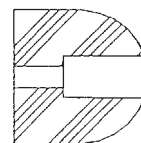
Latch-Sliding, Flush-Black

153353-01-01A Latch-Sliding/Flush-Black



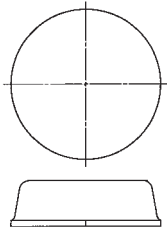
Rubber Bumper

117047-01-000 Bumper-Rubber
 117047-02-000 Bumper-Rubber




Rubber Bumper

117046-01-000 Bumper-Rubber, Round End 1"
 117046-02-000 Bumper-Rubber, Round End 1-1/2"



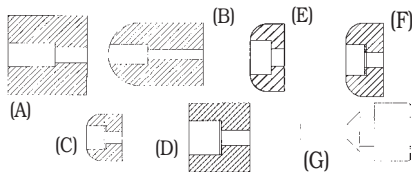
Rubber Bumper

153498-01-01A Bumper-Rubber, Protective, White
153498-01-02A Bumper-Rubber, Protective, Black



Bumpers

(A) 069726-02-000 7/8" x 3/8" w/Dimple
(B) 081914-01-000 3/8" x 3/16" Rounded
(C) 023320-01-000 Pad-Felt 3/8" Dia., Brown
(D) 004354-01-000 Rubber-Bumper, Brn. .5"
(E) 081914-02-000 Rubber-Bumper, Blk. .370"
(F) 120760-01-000 Bumper-Rubber, Clear 3/4"
(Blk. Shown)
(G) 081914-03-000 Bumper-Rubber, Square, .5" W
x 13/64" Thick-Black
(H) 081914-04-000 Bumper-Rubber, Round, 1/2"
Dia. x 1/8" Thick-Clear



Rubber Bumper

(A) 120863-01-000 Bumper-Rubber, 1-1/4" x 1-1/4", Black
(B) 120863-02-000 Bumper-Rubber, 1" x 1-1/2", Black
(C) 120863-05-000 Bumper-Rubber, 3/4" x 3/8", Black
(D) 120863-07-000 Bumper-Rubber, .7" x .7" Gray
(E) 120863-03-000 Bumper-Rubber 1/2" x 1/4" Black
(F) 120863-09-000 Bumper-Rubber/Radius Top 3/4" x 3/8", Lt. Gray
(G) 120863-10-000 Bumper-Rubber/Radius Top, Pull 1"



Foam Pad

148217-01-01A Pad-Urethane Foam w/Adhesive Back, 1/4" x 2" x 2", Black (Shown)
148217-02-01A Pad-Urethane Foam w/Adhesive Back, 1/4" x 2" x 1", Black

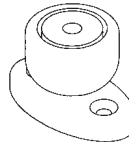
Catch, Screen Door

100412-01-000 Catch, Screen Door



Door Holder 1-1/2"

Plunger and Socket
009101-02-000 Female/Male Set



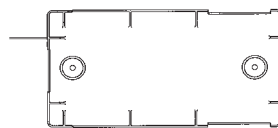
Elbow Catch

009016-01-000 Elbow Catch



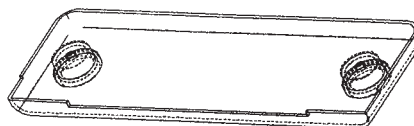
Lift Hook

137463-01-01A Lift-Hook, Satin Brass



Bracket Cover

141072-01-02A Cover-Bracket, Latch, Med. Oak




Bracket Cover

148362-01-01A Cover-Bracket, Strike, B/W
148362-01-02A Cover-Bracket-Strike, Medium Oak

Door Striker

123783-01-01A Striker-Door, Mill

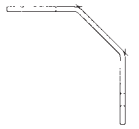


Door Strike

148364-01-04B Strike-Door, Screen, Blk.

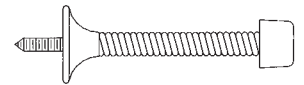

Door Catch Bracket

145539-01-02B Bracket-Door Catch



Door Catch (Stop)

102768-01-000 Metal Door Catch

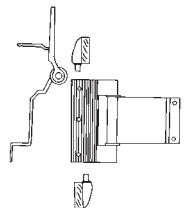


Stop

103194-01-000 Stop, Door Bath

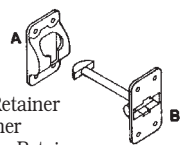
Entrance and Screen Door Hinge

024650-01-000 Hinge
002712-01-000 Pin, Upper
002329-01-700 Nylon Washer



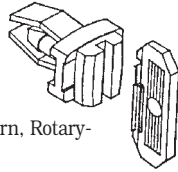
Door Holder (Catch)

(A) 104099-02-01A Off White Retainer
(A) 104099-02-02A Gray Retainer
(A) 104099-02-04A Bright White Retainer
(A) 104099-02-05A Black-Retainer
(B) 104099-01-01A Off White Strike
(B) 104099-01-04A Bright White Strike
(B) 104099-03-04A Bright White Strike, 6"
(B) 104099-01-05A Black-3.9" Strike
(B) 104099-03-05A Black-6" Strike
(B) 104099-02-06A Pewter-Retainer



Rotary Latch

086755-01-000 Latch, 1/4 Turn, Rotary-Plastic, Black




Roller Latch

(A) 109403-01-000 Catch Asm. Single Roller
(B) 063638-01-000 Screen Door Strike

Clip-X-Mas Tree


157373-01-01A Clip-X-Mas Tree Arrow Head, White



Body Panel Clip

(CHRISTMAS TREE CLIP)

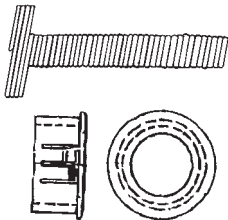
094362-02-000 Long, Binder Head, .9", Any Color
080211-03-000 Clip-Mounting (X-Mas Tree) w/Panel Retaining Head, 3/4" Shank



Wire Protector

11-3/4" x 3/8".

077222-01-000 Wire Protector
008384-01-000 Grommet-Snap, 3/4" Dia., Nylon



1/16" Stainless Steel Cable

Vinyl coated.

076767-04-000 5.9"
076767-01-000 12"
076767-05-000 15.5"
076767-14-000 14.9"
076767-15-000 9.8"
076767-17-000 3.9"



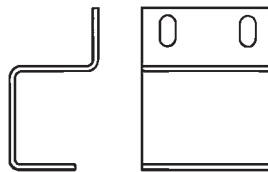
Rod-Hood Latch

145521-06-01A Rod-Hood, Latch
145521-07-01A Rod-Hood, Latch
145521-08-01A Rod-Hood, Latch



Rod Latch

132873-01-000 Rod-Latch (Blank), RH

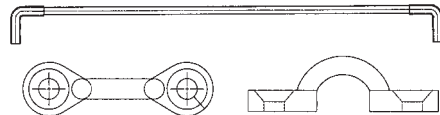


Latch-Hood

160247-02-02B Latch Hood, Front End

Latch

135231-01-01A Latch-Compression-Black



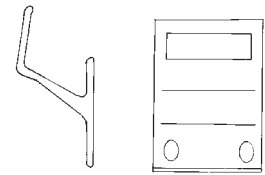
Rod-Entrance Door

127647-01-01A Rod-Awning Guard, Entrance Door, 17.8"
127647-02-01A Rod-Awning Guard, Entrance Door, 12.7"
127960-01-01A Retainer, Eye, 3/8", Stainless Steel
127647-03-01A Rod-Awning Guard, Entrance Door, 19.4"



Bracket/Support

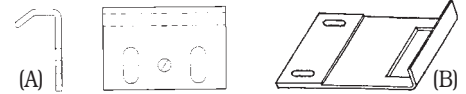
156216-01-02B Bracket/Support-Striker/RH
156216-02-02B Bracket/Support-Striker/LH



Door Strike

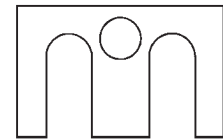
3.7" x 2.5".

093061-01-02A Black Door Strike




Door Strike

(A) 107719-01-01A Strike, Valance Door, Mill
(B) 087281-02-000 2.9" x 3.6", Gray



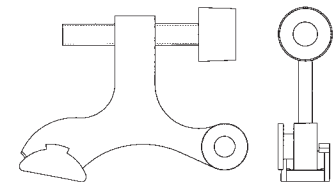
Shim Striker

120494-06-02B Shim Striker-Luggage Door 5/64"



Shim Striker

136765-01-01A Shim-Striker, 5/16" Thick, Engine Cover



Hinge Pin

155436-01-01A Door Stop, Hinge Pin, Satin Nickel



Prop Rod

155346-03-04B Prop Rod, 10.6", Blk
155346-04-04B Prop Rod, 15.3", Blk
155346-05-04B Prop Rod, 16.8", Blk
155346-07-04B Prop Rod, 17.3", Blk

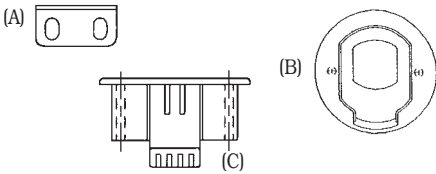
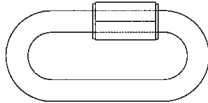


Clip Spring

089329-02-000 Clip Spring, .230

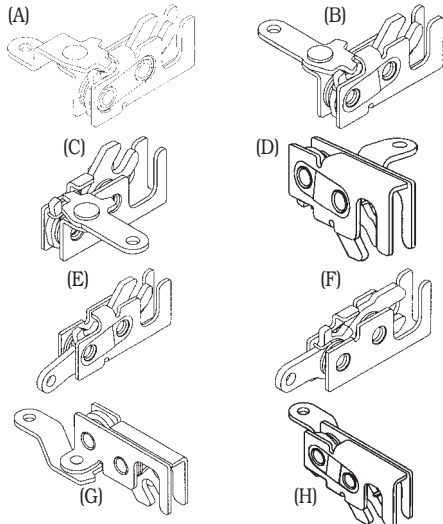
Link

139818-01-01A Link-Quick, Stainless Steel



Latch

(A) 113375-02-01A Strike-Door, Chrome
 (B) 113375-06-01A Latch-Slam, Face Black .7" Thick
 (C) 113375-04-03A Latch-Slam, Face VW Dk. Gray



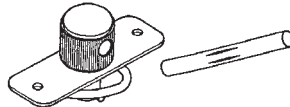
Latch

(A) 149359-01-01A Latch-Single, Rotor Mini
 (B) 149359-02-01A Latch-Single, Rotor-Mini, RH
 (C) 149359-03-01A Latch-Single, Rotor-Mini, LH
 (D) 149359-04-01A Latch-Single, Rotor-Mini, LH-Zinc
 (E) 149359-05-01A Latch-Single Rotor, Mini, RH, Zinc
 (F) 149359-06-01A Latch-Single Rotor, Mini, LH, Zinc
 (G) 149359-07-01A Latch-Single Rotor, Mini, RH, Zinc
 (H) 149359-08-01A Latch-Single Rotor-Mini/Left Hand



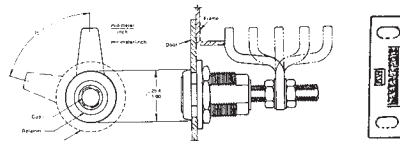
Rotary Release

119952-07-000 Wire-Latch Release Rotary



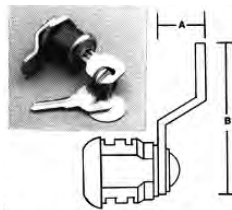
Latch 1/4 Turn, T-Bar

098196-01-000 Latch 1/4 Turn, T-Bar



Latch-Vise Action

Uses barrel key.
 102330-01-000 Latch
 102329-01-000 Metal Striker, 2-1/2" x 3/4"

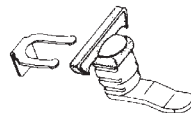


Key Lock

042441-01-000 Lock w/o Keys
 (A) =3/8" (B)=1/2"
 047305-01-000 Lock w/o Keys
 (A)=5/8" (B)=1-7/8"
 079366-03-000 Lock w/o Keys w/Washers
 (A)=1-1/4" (B)=1-1/8"
 082684-01-700 Single Key Hudson

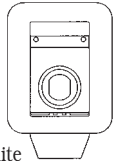
Twist Lock and Clip

009003-01-000 Lock Asm. Twist Type w/Clip
 043942-01-000 1/4 Turn, White Plastic



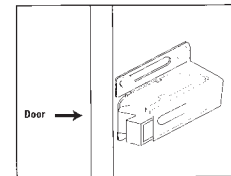
Paddle Latch

111916-05-700 Paddle Latch (Raised)
 110506-40-700 Hardware Kit
 110506-52-002 Case Asm.-Key Lock
 110506-59-000 Key Set
 111916-03-01A Housing-Latch, Off White
 111916-05-01A Paddle-Latch, Raised Lock O/W
 111916-06-01A Bolt-Slide, Latch, Off White
 111916-08-01A Gasket-Latch, Paddle, White




Latch Draw

116737-01-01A Latch, Draw Adjustable, Zinc-Yellow Handle



Hurricane Door Latch

143914-01-000 Latch-Hurricane, Door

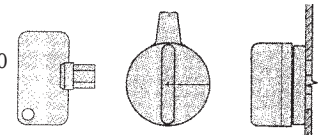


Door Strike

039539-01-000 Strike-Entrance Door Lock
 039540-01-000 Latch Asm.-Hook Int. Door (Shown)

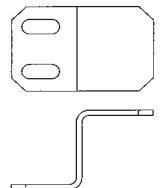
Latch


102330-01-000 Latch, Single Hole, Vise Action
 (E3-55-715-50)
 102330-02-000 Latch, Single Hole, Vise Action
 (E3-56-715-50)
 102330-03-000 Latch, Single Hole, Vise Action
 (E3-54-715-50)
 102328-01-000 Key



Latch Zee/Keeper

154969-01-02B Zee Keeper, Latch



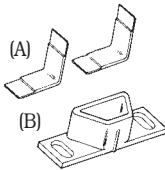


Latch Draw and Keeper

133701-01-01A Latch, Draw Mill
133701-02-01A Keeper, Mill

Drawer Glide

(A) 037688-02-000 Glide, Side
(B) 037688-05-000 Bracket, Rear



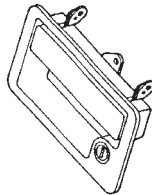
Finger Pull - Oval Sliding Door

098410-01-01A Finger Pull, Oval Sliding Door




Latch - Outside

Cab doors right and left. Set of 3. No key included.
045017-11-701 Key, Blank
045017-11-703 Cylinder-Lock Asm. w/Keys



Latch - Inside

102237-01-01A LH Black
102237-02-01A RH Black



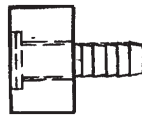
Roller-Hanger

107390-02-000 Hanger Corner Double (Dbl. Roller w/Bracket)



Guide

107391-01-000 Guide-Bottom, By-Pass

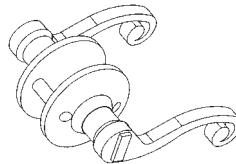


Roller

079921-01-000 Roller-Nylon w/Shaft

Lock

146064-01-01A Lock-Privacy, Pol. Brass
146064-01-02A Lock-Privacy, Satin Pewter
146064-02-01A Lock-Passage, Polished Brass
146064-02-02A Lock-Passage, (Non-Locking) Lever Style, Pewter



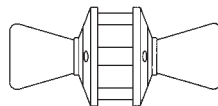

Lock

146064-05-01A Lock/Privacy, Satin Nickel Knob
146064-05-02A Lock/Privacy, Brass



Lock

146064-07-01A Lock/Privacy (Locking) Lever Style, Satin Nickel
146064-08-01A Lock/Passage (non-Locking) Lever Style, Satin Nickel

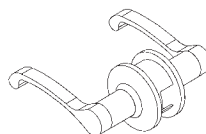


Lock

146064-06-01A Lock-Passage, Satin Nickel Knob
146064-06-02A Lock-Passage, (Non-Locking) "Tulip" Style Knob-Brass

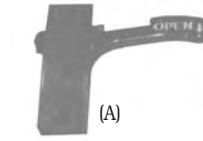
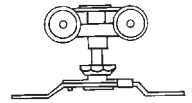
Door Knob

146063-01-01A Lock-Privacy-Pol. Brass



Sliding Door Hanger

009156-01-000 Sliding Door Hanger



(A)



(B)



(C)



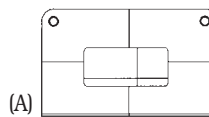
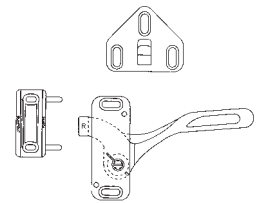
(D)

Screen Door Latch Parts

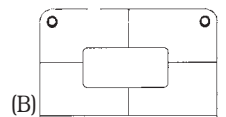
(A) 162100-02-719 Keeper f/Screen Latch
(B) 162100-02-720 Strike f/Screen Latch
(C) 162100-02-721 Keeper f/Screen Latch
(D) 162100-02-722 Spacer/Strike f/Screen Door Latch

Screen Door Latch

132915-01-01A Latch, Screen Door, Black



(A)



(B)



(C)


Latch Asm.

(B) 145939-02-01A Latch Asm.-Slide, Door-Brass 1-3/8" Door
(A) 145939-04-01A Latch Asm.-Slide, Aisle Door, 1" Door, Brass/Black
(A) 145939-04-02A Latch Asm.-Slide, Aisle Door, 1" Door, Nickel/Black
(C) 145939-05-01A Rod/Latch, Aisle Door, Brass
(C) 145939-05-02A Rod/Latch, Aisle Door, Nickel
145939-03-700 Plate/Flat-Plastic, Black (Not Shown)

HARDWARE



(A)

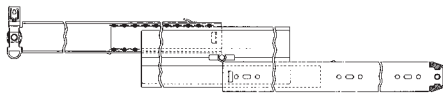


(B)

(C)

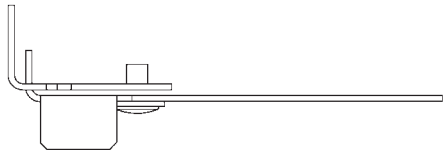
Screen Door Latch

- (A) 128913-01-731 Latch-Screen Door
 (B) 128913-01-709 Striker-Screen Door/Frame Mount
 (C) 128913-01-710 Striker-Latch, Screen Door
 128913-15-713 Door Check Kit w/Housing
 (Includes Slide Bar/Mount Bracket/Housing, Guide Block, Stop Bumpers & Hdwe.)




Slide

- 134576-01-000 Slide/Rail, Heavy Duty 22", LH
 134576-02-000 Slide/Rail Heavy Duty, 22", RH
 134576-03-000 Bracket/Strip f/22" Slide Rail




Catch Drawer

- 159052-01-02B Catch-Drawer w/Angle Catch (Shown)
 100414-01-000 Spring-Catch, 3/8" OD x 1.5"
 159052-02-02B Catch-Drawer w/Angle Catch



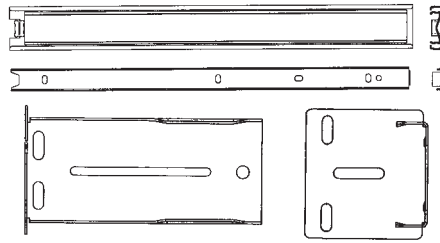
Sliding Door Hanger

- Tricycle hangers glide smoothly, easily and quietly.
 103874-01-000 Sliding Door Hanger



Slide Asm.

- 146260-01-01A Slide Asm.-Full Extension, 8"



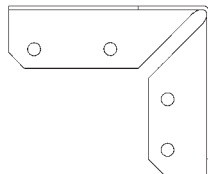
Drawer/Cabinet Slide

- 153000-01-01A Slide-Cabinet Mount, 11.8"
 153000-02-01A Slide-Drawer Mount, 11.8"
 153000-03-01A Slide-Cabinet Mount, 13.8"
 153000-04-01A Slide-Drawer Mount, 13.8"
 153000-05-01A Slide-Cabinet Mount, 15.7"
 153000-06-01A Slide-Drawer Mount, 15.7"
 153000-07-01A Slide-Cabinet Mount, 17.7"
 153000-08-01A Slide-Drawer Mount, 17.7"
 153000-09-01A Slide-Cabinet Mount, 19.7"
 153000-10-01A Slide-Drawer Mount, 19.7"
 153000-11-01A Slide-Cabinet Mount, 21.6"
 153000-12-01A Slide-Drawer Mount, 21.6"
 153000-13-01A Backsocket-Drawer Slide
 153000-14-01A Slide-Cabinet Mount 23.6"
 153000-15-01A Slide-Drawer Mount, 23.4"
 153000-16-01A Slide-Cabinet Mount, 7.9"
 153000-17-01A Slide-Drawer Mount, 7.7"
 153000-18-01A Slide-Cabinet Mount, 9.8"
 153000-19-01A Slide-Drawer Mount, 9.6"
 153000-20-01A Slide-Cabinet Mount, 8.1"
 153000-21-01A Slide-Cabinet Mount, 7.9"

Backsocket


(Not Shown)

- 128811-01-02A Backsocket-Adjustable, Left
 128811-02-02A Backsocket-Adjustable, Right



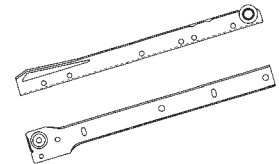
Bracket/Shelf

- 152900-01-02B Bracket-Shelf, Slideout, RH (Shown)
 152900-02-02B Bracket-Shelf, Slideout, LH



Cabinet & Drawer Slide

- 134669-02-01A Slide Drawer, 16" RH & LH



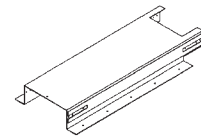
Drawer Slide Kit

- 128810-01-700 Kit, Slide Drawer, Right & Left 12"
 128810-05-700 Kit, Slide Drawer, Right & Left 14"
 128810-13-700 Kit, Slide Drawer, Right & Left 18"
 128810-17-700 Kit, Slide Drawer, Right & Left 20"
 128810-25-700 Kit, Slide Drawer, Right & Left 24"
 Each kit includes a right and left slide for the drawer and the cabinet and a right & left adjustable backsocket.



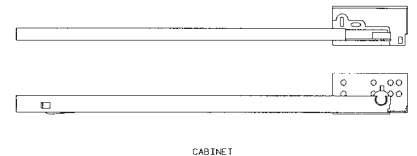
Drawer Slide

- 128810-29-01A Slide-Drawer, 9" Left. Cab.
 128810-30-01A Slide-Drawer, 9" Right Cab.
 128810-31-01A Slide-Drawer, 9" Left Drawer
 128810-32-01A Slide-Drawer, 9" Right Drawer




Pullout Base

- 150718-01-02B Base/Slide f/Pullout Cabinet



CABINET



DRAWER

Drawer Slide

- 133892-01-01A Slide-Drawer, 16.6" Left Cabinet
 133892-02-01A Slide-Drawer, 16.6" Right Cabinet
 133892-03-01A Slide-Drawer, 14.7" Left Drawer
 133892-04-01A Slide-Drawer, 14.7" Right Drawer
 133907-01-01A Backsocket, Right Hand
 133907-02-01A Backsocket, Left Hand

Bracket

- 145739-01-000 Bracket-Rear Mount



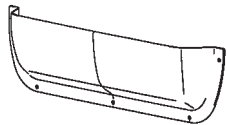
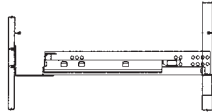
Locking Mechanism

145739-02-000 Locking Mechanism, Left
 145739-03-000 Locking Mechanism, Right



Drawer Slide

145739-04-000 Slide
 Drawer, 12" Full Extended

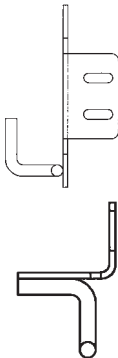


Pocket-Map

139405-01-01A Pocket-Map, Driver, Glacier
 139405-02-01A Pocket-Map, Passenger, Glacier
 139405-01-02A Pocket-Map, Driver, Riverstone
 139405-02-02A Pocket-Map, Passenger, Riverstone

Pocket Door Guide

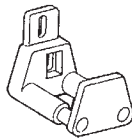
149607-01-02B Guide f/Pocket Door, 1.6" Bent Rod
 149607-03-02B Guide f/Pocket Door, 2.5" Bent Rod
 149607-04-02B Guide f/Pocket Door 2.4" Bent Rod
 149607-06-02B Guide f/Pocket Door 1.8" Bent Rod
 149607-05-02B Guide f/Pocket Door 1.6" Bent Rod
 149607-07-02B Guide f/Pocket Door, .8" Bent Rod



Pocket Guide - Sliding Door

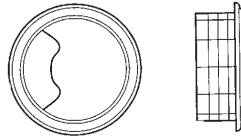
Molded nylon guide provides a sure smooth glide. Wall mounted.

064467-01-000 Pocket Guide-Sliding Door



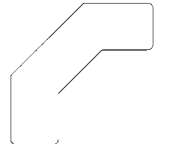
Latch & Catch Asm.

080224-01-705 Latch & Catch Asm., Almond



Grommet

137014-01-01A Grommet-Cable, Almond
 137014-01-02A Grommet-Cable, Brown
 137014-01-03A Grommet-Cable, Black

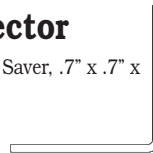


Corner Key

160421-01-01A Key Corner, Slideout Trim, Black

Corner Protector


130262-01-000 Protector-Corner Saver, .7" x .7" x 48", Clear
 130262-04-000 Protector-Corner, .4" x .7" x 48", Clear



Corner Protector

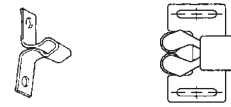
Delicate, transparent cap with plastic construction. Easy mounting to slideout corner. Providing adequate protection against sharp corner.

135275-01-01A Protector-Corner, Slideout



Corner Protector

156151-01-01A Protector-Corner, Slideout, Black
 156151-01-02A Protector-Corner, Slideout, B/W



Catch and Strike

093586-03-000 Roller Catch Brn., .377", Closed 3.8 lbs., Open 11 Lbs. Pressure
 093586-04-000 Strike-Spring Steel, 1.14"
 093586-06-000 Catch-w/Strike, Spring Roller, .236"/Spring Steel .943", Closed 2.9 Lbs., Open 8.8 Lbs. Pressure

Twin Ball Catch

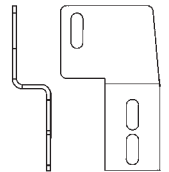
Pressure is adjustable with a screwdriver. Brass.

084451-01-000 Catch & Latch, 1.7"-Brass
 084451-02-000 Catch & Latch, 1.9"-Brass




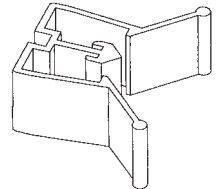
Trunk Latch

164909-01-02B Latch-Door-Trunk, RH (Shown)
 164909-02-02B Latch-Door-Trunk, LH



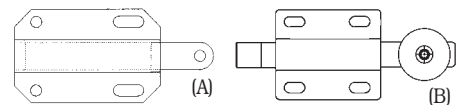
Catch-Shower Door

115011-03-707
 Catch/Shower Door, T-Flap Style, Safety, Black



Flush Mount Catch

097800-01-000 Catch Flush Mount Positive



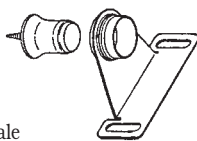
Plunger Asm.

(A) 113908-01-000 Plunger Asm. Bolt, 6.1"
 (A) 113908-02-000 Plunger Asm. Bolt, 12.5"
 (B) 113908-03-000 Latch/Plunger, Bolt, 6.1"

HARDWARE


Bulldog Latch and Catch

Brown.
009013-01-000 Male & Female



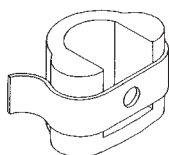
White Nylon Roller Catch

093213-01-000 Nylon Roller Catch, White



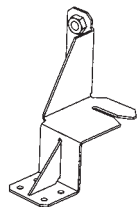
Catch Assembly

129703-01-01A Catch Asm.



Bracket/Strike

161691-01-02B Bracket/Strike Latch, RH (Shown)
161691-02-02B Bracket/Strike-Latch-LH



Striker Bracket

144208-02-02B Bracket-Striker, Hood

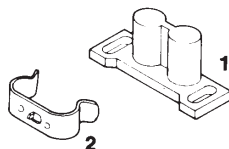
Hood Latch Strike

137679-01-02B Strike-Hood Latch



Nylon Catch and Strike

(1) 009021-01-000 Nylon Catch, White, Min. of 10
(2) 009021-02-000 Metal Strike, Brass, Min. of 10

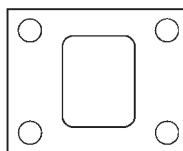


Spring

115541-01-000 Spring-Door, Sliding

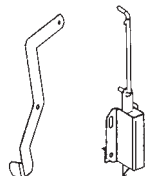
Spacer/Latch

164912-01-02B Spacer-Latch/Hood



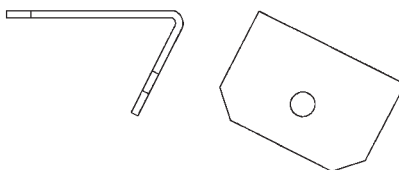
Lock Out Spring

139342-02-000 Spring-Lock Out



Hood Latch

131545-01-02B Latch Handle, Hood, RH
131545-02-02B Latch Handle, Hood, LH
113908-01-000 Plunger Asm. Bolt
131606-01-01A Rod-Latch Hood



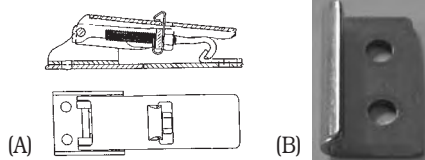
Hood Stop

157013-01-02B Angle-Hood Stop



Magnetic Catch

137018-01-01A Catch-Magnetic
137018-03-01A Bracket-Mounting



Latch and Strike

(A) 116975-01-01A Latch Asm.-Black w/o Strike
(B) 116975-02-01A Keeper/Strike-Mill

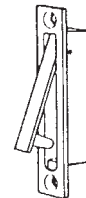
Catch/Pin

117431-01-707 Catch/Pin



Pull Edge Latch

113130-01-01A Pull, Edge, Door Pocket, Brass
113130-01-02A Pull, Edge, Door Pocket-Chrome



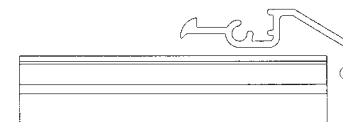
Door Latch

110106-01-D18 Latch Asm. Door Stops



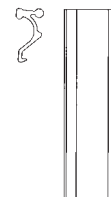
Door Latch

158158-01-01A Latch-Wardrobe, Door-Mirrored, Terra Cotta




Door Latch

149252-01-01A Latch-Door, Wardrobe, Terratone



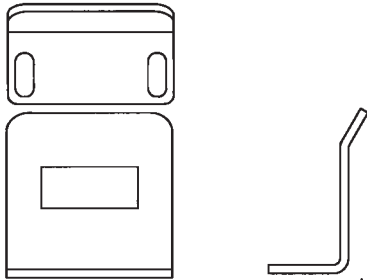
Door Latch

110108-01-01A Latch Door, Black



Door Catch

110109-01-01A Catch Door, Black Mirror Sliding Doors Vectra


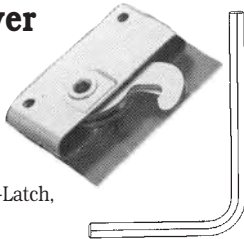


Door Catch

161988-01-02B Catch-Door/Luggage Bottom

Motor Cover Latch

116581-01-000 Latch-Motor Cover
116833-01-02B Wrench-Hex
115852-01-02B Strike-Latch, Motor Cover


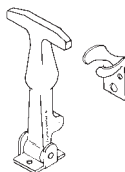


Door Latch

(A) 117095-02-01A Latch-Door, Grabber w/Keeper, 10# Pull Force
(B) 117095-03-01A Latch-Door, Grabber w/Keeper, 15# Pull Force

Rubber Draw Latch

009149-02-000 Keeper
023303-01-000 Rubber Latch 3' w/Keeper

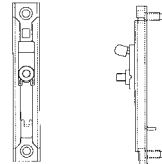


Door Latch-Bath/Shower

058335-01-000 Door-Latch-Bath w/Lock, Brown
058335-03-000 Door Latch-Bath w/o Lock, Black

Seat Belt Adjuster

127598-01-01A Seat-Belt, D-Loop Adjuster, Black



Gripper Clip

091952-01-000 Clip-Gripper 1"
091952-02-000 Clip-Gripper 3/4"



Lap Seat Belt

114258-01-01A Belt Asm. 2" x 90" Black



Seat Belt

056271-02-000 Belt Asm. Seat, 2" x 72", Blk.



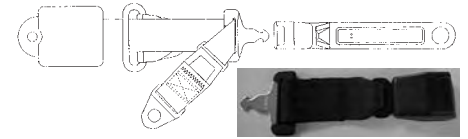
Seat Belt Asm.

118350-01-01A Belt Asm.-Seat 2 Pt. Black
118350-01-02A Belt Asm.-Seat 2 Pt. Gray



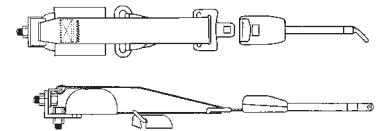
Cap/Cover

091990-05-701 Cap/Cover, Bolt Hole Cover



Seat Belts

091990-04-01A Seat Belt, 3 Point, Black, 8" Sash (Shown)
091990-01-701 Extender-9" f/3 Point (Shown)
091990-05-702 Sleeve/Retractable Cover
091990-05-700 Sleeve/Buckle Cover
091990-05-701 Cap/Cover, Bolt Hole Cover



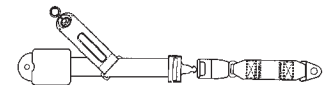
Seat Belts

114259-02-01A Belt Asm. Seat, 3 Point, LH, Black



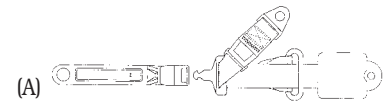
Receiver/Female End

091990-01-703 Receiver/Female End



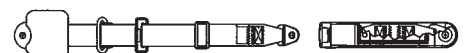
Seat Belt Asm.

118351-02-01A Belt Asm., 3 Pt. LH, Black, Driver
118351-01-02A Belt Asm., 3 Pt. RH, Gray, Passenger
118351-02-02A Belt Asm., 3 Pt. LH, Gray, Driver



Seat Belt Asm.

(A) 091990-08-01A Seat Belt, 3 Point, .766" Dia. Hole In D-Loop Bracket
(B) 091990-05-700 Sleeve-Buckle Cover
091990-05-701 Cap/Cover-Bolt Hole Cover
(C) 091990-05-702 Sleeve-Retractable Cover



Seat Belt

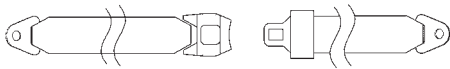
091990-10-01A Seat Belt-3-Point, Dual Sensitive, Blk.

HARDWARE



Retractable Strap

136026-01-01A Strap-Retractable, Wardrobe, 113"



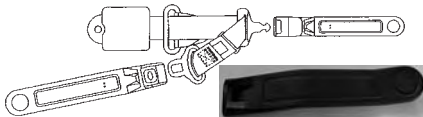
Seat Belt

160167-01-01A Seat Belt 2" x 102", Black
160167-02-01A Seat Belt 2" x 90", Black



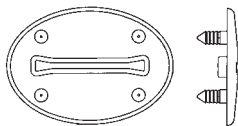
Seat Belt Cover

091990-05-702 Sleeve/Retractable Cover
091990-05-701 Cap/Cover, Bolt Hole Cover
091990-05-700 Sleeve/Buckle Cover, Plastic (Shown)




Seat Belt

091990-05-01A Seat Belt/Shoulder Harness, 3 Pt., Black (Shown)
091990-01-701 Extender, 9"
091990-05-700 Sleeve/Buckle Cover (Shown)
091990-05-701 Cap/Cover Bolt, Hole Cover
091990-05-702 Sleeve Retractable Cover

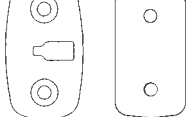


Trim Plate

153921-09-000 Plate/Trim Seat Belt, Blk.



(A) (B)



Tiedown

135619-01-01A Strap-Complete, Tiedown, Slide
(A) 135619-02-01A Plate-Tiedown, Slide
(B) 135622-01-02B Plate-Tiedown, Slideout



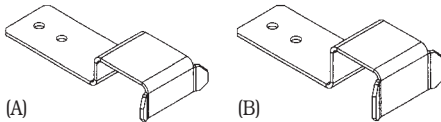
(A)



(B)

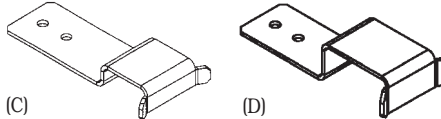
Cover-Seat Belt

(A) 140151-01-01A Cover-Seat Belt, Off White
(A) 140151-01-02A Cover-Seat Belt, Medium Oak
(B) 140151-02-03A Cover-Screw, Medium Oak
(B) 140151-02-01A Cover, Screw, Off White
(B) 140151-02-02A Cover, Screw, Brt. Wht.
(C) 140151-03-01A Cover-Seat Belt Slide, Black
(C) 140151-03-02A Cover-Seat Belt Slide, Medium Oak



(A)

(B)

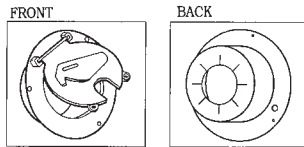


(C)

(D)

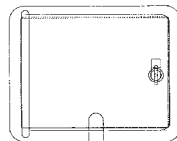
Tiedown Bracket

(A) 143956-02-04B Bracket-Tiedown, Eurochair, Black
(B) 143956-01-04B Bracket-Tiedown, Eurochair, Black
(C) 143956-03-04B Tiedown, Euro Chair, Blk.
(D) 143956-04-04B Bracket/Tiedown, Euro Chair



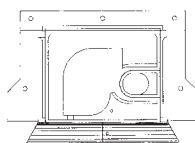
Power Cord Hatch

009426-01-000 Hatch, Power Cord, White




Power Cord Door

7-3/4" x 9-1/2" (Inside), 9.2" x 11" (Outside)
142894-01-01A Door Asm. Pwr. Cord-Brt. Wht.



Power Hatch Asm.

142226-02-01A Hatch Asm.-Power w/Clip-On Seal
142226-02-700 Locking Tab, Turn Lever, Red



Power Cord Door w/Hatch

DOORS

054541-01-000 Off White, 9.6" x 4.9"

JAMBS

10.9" x 6.4" Face, 9.9" x 4.8" R.O.

054542-01-000 Off White

052424-07-000 Buff 8.04" x 7.7" OS

6.3" x 6.7" Inside

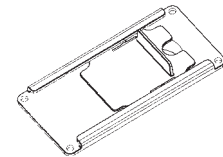
HATCHES

054543-02-000 Beige



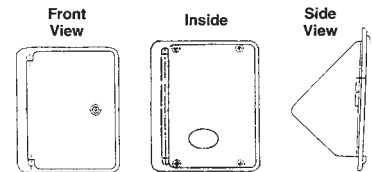
HARDWARE

042442-02-000 Twist Type Latch
Non-Locking



Power Cord Hatch

160154-01-01A Hatch f/Power Cord w/Base/Cover, Black



Fuel Fill Door

Fuel fill door and jamb. 8-3/4" x 10-1/2".

078010-15-000 Brt. White w/o Lock

042441-01-000 Lock

082684-01-700 Key, BH024

Fuel Fill Door

Plastic door measures 6.6" x 6.3". Accepts twist lock or key lock.

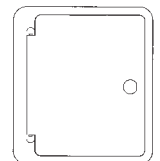
052423-08-000 6.6" x 6.3"

(Will Come Any Color)



Fuel Fill Door Asm.

147587-01-01A Door Asm.
Fuel Fill



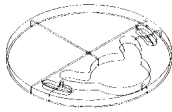


Access Door w/o Hatch

DOORS 6" x 10"
042064-02-000 Beige
JAMBS 6" x 10"
054542-01-000 Off White

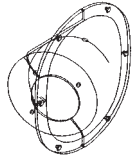
Hatch Asm.

11" dia.
M08628-01-H17 Hatch Asm.
w/Foam Insert
121175-01-01A Latch-Swell, Black



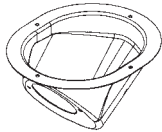
Fuel Fill Shroud

127291-01-01A Shroud, Fuel Fill,
Brt. Wht.



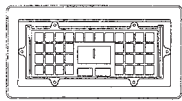
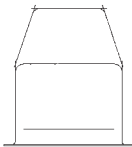
Fuel Fill Shroud

128299-02-01A Shroud-Fuel
Fill, Plastic, White



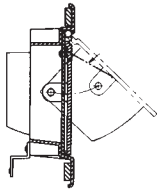
Fuel Fill Shroud

148654-02-10A Shroud-Fuel
Fill, Upper, Black



**Range
Hood Vent**

092698-03-06A Vent w/Door &
Solenoid, Brt. White
092698-02-05A Vent w/Door, Brt. Wht., w/o Spring

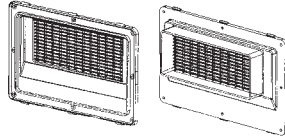
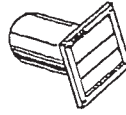


Dryer Vent

146292-01-01A Cover-Dryer Vent, Brt. Wht.
(Shown)
146292-02-01A Dryer Vent-Inner, Brt. Wht.
146292-01-02A Cover-Dryer Vent, Black
146292-02-02A Dryer Vent-Inner, Black

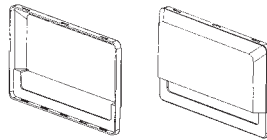
**Dryer Vent
Assembly**

111947-02-01A Dryer Vent Asm. 3"



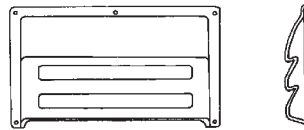
Vent Assembly

147821-01-01A Vent Asm. Range-Brt. Wht.



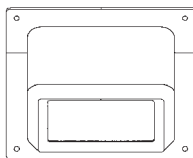
Shroud

147821-02-01A Shroud-Exhaust Vent/Range Hood,
B/W



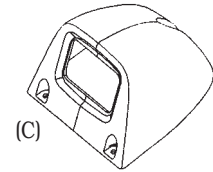
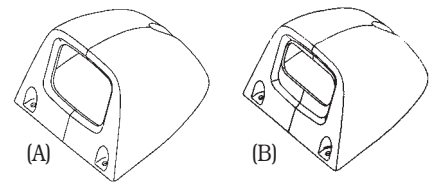
Range Hood Vent Shroud

Plastic, 5-1/4"H x 9-3/4"W.
084616-07-000 Shroud, Vent/Range Hood, Brt.
White



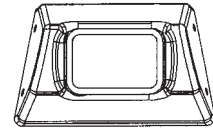
Camera Shroud

107852-01-05A Shroud-Camera Outer, Brt. White
117669-01-02A Shroud-Camera, Brt. White,
M-Series



Shroud-Camera, Outer

(A) 137919-01-01A Shroud-Camera, Outer, Brt.
Wht.
(B) 137919-02-01A Shroud-Camera, Outer, Brt.
Wht.
(C) 137919-03-01A Shroud-Camera, Outer, Brt.
Wht.



Shroud-Camera, Outer

149237-01-01A Shroud-Camera, Outer, B/W



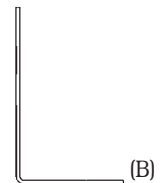
Hood Vent

103385-01-02A Vent Hood, Outside, Brt. White

**Exterior
Shower
Pce. Parts**



103173-03-702 Pin-
Hinge, White
103173-03-703 Spring
f/Wht. Hinge Pin
131383-01-02A Shower Head w/60" Hose, Bracket,
White
109801-01-01A Faucet



Brackets

(A) 091952-02-000 Bracket Clip 3/4" High (2 needed)
(B) 131732-01-12B Bracket-Squeegee, Bright White

HARDWARE



Skylight Panel

With light cutout.

- 122191-01-02A Panel-Skylight, Inner, 16.4" x 27.8"
- 122192-01-02A Panel-Skylight, Outer, 16.4" x 27.8"
Dome Measurements
- 122193-01-02A Panel-Skylight, Inner w/Light
Indentation (Shown)
- 122191-02-02A Panel-Skylight, Inner, 20.7" x 35.4"

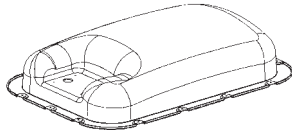
Skylight Panel

- 122215-01-02A Panel-Skylight, Outer 26.4" x 26.4"
w/Notched Corner
- 122214-01-02A Panel-Skylight, Inner w/Angled
Corner, White



Skylight

- 108661-01-01A Cover, Skylight, White 23.6" x 23.8"
w/Notched Corner



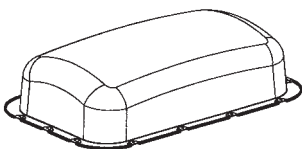
Skylight Panel

- 149624-01-01A Panel-Skylight, Inner, Rectangle,
26.2" x 18.2"




Skylight Panel

- 149623-01-01A Panel-Skylight, Outer, Rectangle



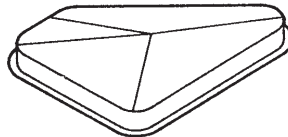
Skylight Panel

- 156693-01-01A Panel-Skylite, Inner



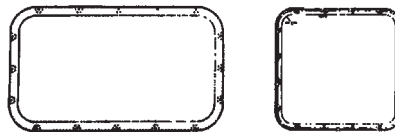
Skylight Panel

- 152882-01-01A Panel-Skylight, 19.7" x 27.5",
Cutout Size, Off White
- 152882-01-700 Panel/Cover-Skylight
- 152882-01-701 Screen-Fly Net w/End Rod
- 152882-01-702 Darkening System w/End Rod
- 152882-01-703 Cord-Window, Skylight
- 152882-01-704 Ventilation Grids, Window, Skylight
- 152882-01-705 Seal-Window, Skylight
- 152882-01-706 Button w/Spring, Window, Skylight
- 152882-01-707 Hinge w/Fixings, Window, Skylight
- 152882-01-708 Spring f/Operating Bar
- 152882-01-709 Operating Bar
- 152882-01-710 Hook w/Asm. Parts BG1519
(LT/RT)
- 152882-01-711 Spring
- 152882-01-712 Connection Plates




Skylight

- 101026-01-000 Inner Panel (Shown) 20 3/4" x 25
3/4" w/Notched Corner
- 101027-01-000 Outer Panel 26-1/2" x 21-3/4"
Notched Corner



Skylight

- 114495-02-02A Panel-Skylight, Inner 28.6" x 30"
- 114496-01-02A Panel-Skylight, Outer 22" x 37"
- 122193-01-02A Panel-Skylight, Inner, 29" x 18"
- 122192-01-02A Panel-Skylight, 18.6" x 30" Base,
16.4" x 27.8" Dome Measurement
- 114496-03-02A Panel-Skylight, Outer Crylex,
30.2" x 31.6"

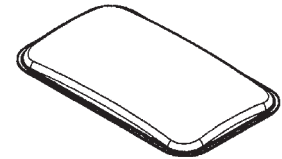


Skylight

- (A) 080507-01-000 Outer Panel 23.9" x 20.9"
- (B) 080508-01-000 Inner Panel 23.35" x 20.3",
Plexiglass
- (C) 080258-01-000 Trim-Skylight
- (C) 080910-01-000 Outer Panel (No Frame Needed)
16.75" x 23.75"
- 077902-01-000 Cover, Skylight, Inside 15.6" x 22.6"
- 077902-03-000 Cover, Skylight, Inside 15.6" x
22.5", Plastic
- (C) 080910-02-000 Skylight-Exterior 13.75" x 23.75"
- 077902-02-000 Cover-Skylight-Inside 12.6" x 22.5",
Plastic

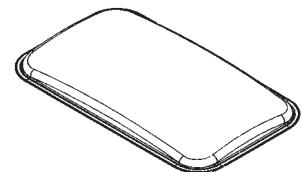
Skylight

- 139411-01-01A Panel-Skylight, Outer, White,
Rectangular




Skylight

- 138380-01-01A Panel-Skylight, Outer, White, Large
Rectangular



Skylight

- 138379-01-01A Panel-Skylight, Outer,
Rectangular/3.6"H Ctr. Dome, 18.4" x 29.5" White
- 138379-02-01A Panel-Skylight, Outer,
Rectangular/4"H Ctr. Dome, 18.4" x 29.5" White
- 138379-03-01A Panel/Skylight Otr/Rect./6" H
Center Dome, 18.4" x 29.5", White




Roof Vent

149508-01-01A Roof-Vent, Refrig., Gray
 149508-02-02A Base-Roof Vent-Refrig., Brt. Wht.
 149508-01-02A Vent-Roof, Refrig., White
 149508-02-700 Base-Roof Vent, Refrig., Black



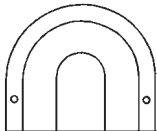
Roof Cap

113077-01-01A Cap-Roof Top/Front (Pictured)
 128836-01-04B Bracket Asm.-Tiedown, Cargo, Black




Door-Vent, Refrigerator

137395-01-01A Door-Vent, Refrigerator, Brt. Wht., 21.5" x 13.8"
 137395-02-01A Door-Vent, Refrig, Brt. White 29.6" x 14.2"



Refrigerator Vent

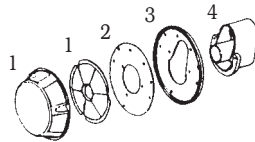
111222-01-01A Cover-Vent, Side, Beige



↑ Jamb

Refrigerator Vent

8-3/4"H x 19-1/2"W.
 084103-08-000 Door Brt. White w/o Jamb
 084103-10-000 Door, VW White w/o Jamb
 21-3/4" x 10-3/4"
 084104-08-000 Jamb Brt. White
 084104-10-000 Jamb-Vent Door, VW White
 084104-01-700 Lock Male
 084104-01-701 Lock Female



Refrigerator Vent Kit

113735-01-01A Vent Kit-Refrigerator, VW Taupe
 (1) 113736-01-700 Cover-Vent & Disc
 (2) 113736-01-702 Plate-Backing, Metal
 (3) 113736-01-703 Gasket-Vent Terminal
 (4) 113736-01-704 Housing-Vent Terminal
 Vent Kit Includes Hdwe., Air Tubes & Clamps




Vent Cover

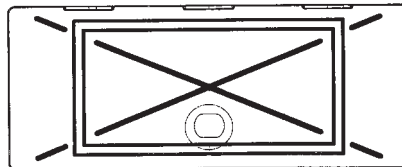
039778-01-000 Cover-Vent, Refrig-Plas.

Bumper End Cap

Fits all 4" x 4" bumpers.



039779-01-000 Bumper End Cap



Compartment Lid

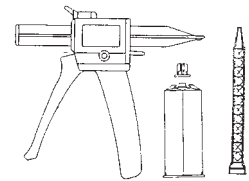
151547-01-01A Lid-Compartment Storage-Black

Kwik Lube™

Kwik Lube changes from a penetrating fluid to a tough, protective grease in a matter of minutes! The cured film is impervious to moisture and can withstand temperatures above 400° F (204° C). This formulation also contains additives to prevent rust and reduce wear.



701193-05-000 Kwik Lube, 11 oz. can
 *Cannot be shipped to Canada



Scotch Weld and Plexus Adhesive

004001-02-000 Gun-Scotch Weld Adhesive w/o Nozzle
 112902-03-000 Mixer Nozzle
 004001-05-000 Adhesive/Scotch Weld DP100, Clear-50ml
 112901-02-000 Adhesive-Plexus, Gray MA330, 50 ml
 112901-03-000 Adhesive-Plexus, White MA330, 50 ml
 112902-04-000 Nozzle-Element 1/4" x 3.5"
 112902-01-000 Nozzle-Element 3/8" x 24"
 112902-05-000 Nozzle-Bayonet 3/8" x 18"
 112902-06-000 Nozzle-Element 1/2" x 32"
 Gun can be used for both Scotch Weld and Plexus

Sealant

107828-01-000 Sealant-SB-190
 Everseal 3 oz.



Sealer

094401-01-000 Sealer-Body Seam, Flexiclear, 10 oz.
 094401-04-000 Sealer-Body Seam, Clear, 10 oz.



Instant Adhesive

For speed and performance, you'll likely find a 3M Pronto Instant Adhesive with the right combination of bond strength, cure time and viscosity. For EDM, rubber, plastics. 1 oz.

113366-01-000 Adhesive, Instant CA40H, 1 oz.



HARDWARE



Sealant

072889-13-000 Sealant, Urethane, VW Wht.
072889-10-000 Sealant, Urethane, Brt/Wht.
072889-01-000 Sealant, Urethane, Black



ergo® Elastomer Adhesive

ergo® 5300 cyanoacrylate is used for bonding nearly all types of elastomers or combinations. Solvent free, room-temperature, fast curing adhesive. 20 grams.
801569-01-000 Adhesive- "ergo" 5300



Adhesive

131264-04-01A Silicone-Brt. Wht., Adhesive for Glass/Vinyl w/Nozzle

Silicone Cartridge

900390-03-000 Nozzle, 4.3" Long w/Internal Threads
900390-01-000 Nozzle-Silicone, 2.5" Long w/External Threads
131264-02-01A Silicone-VW Gray with Nozzle, Bath Only
131264-03-01A Silicone- Brt. White. w/o Nozzle, Self Leveling
120074-02-03A Silicone w/o Nozzle, Smoky White
131264-05-01A Silicone/Sealant-Black (10.5 oz.) w/Nozzle
131264-01-11A Silicone-Beige w/Nozzle
131264-04-01A Silicone/Sealant/Adhesive Fast Cure f/Glass/Vinyl, w/Nozzle, B/W
131264-05-02A Silicone/Sealant, Odorless, Clear, w/Nozzle
131264-04-02A Silicone/Sealant/Adhesive Fast Cure f/Glass/Vinyl, Soft White, w/Nozzle



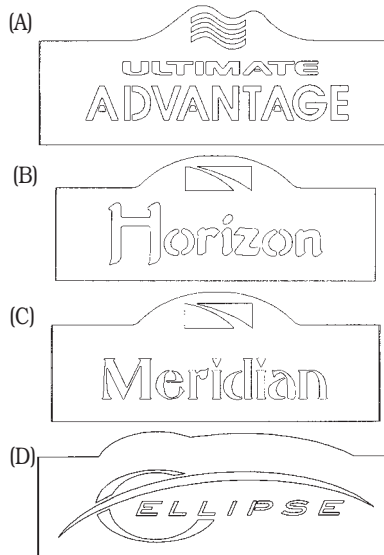
Paint Pen

058637-05-701 .3 oz. Pen, Gray
099399-23-701 .3 oz. Pen, Brt. White




Paint

16 oz. can
12 oz. net wt.
041561-03-000 Off White
099399-12-700 Buff
099399-23-700 Bright White
034618-F1-700 VW Lt. Gray



Kick Panel

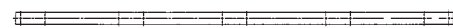
(A) 146411-02-01A Panel Kick w/Logo-Advantage, Mill
(B) 146411-03-01A Panel Kick w/Logo-Horizon, Mill
(B) 146411-03-02A Panel Kick w/Logo-Horizon, Blk., Mill
(C) 146411-04-01A Panel Kick w/Logo-Meridian, Glacier Beige
(C) 146411-04-02A Panel Kick w/Logo-Meridian, Blk., Mill
(D) 146411-05-01A Panel Kick, w/Logo "Ellipse", Black



Mud Flap

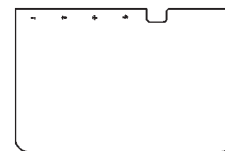
Black rubber mud flap. (Mounting holes added in field)

017516-01-000 14"H x 18"W, w/o Mounting Holes
017516-05-000 9"H x 18"W
073913-01-000 Retainer-Mud Flap, Metal, 1" x 7.4"
140922-01-02B Retainer-Mud Flap, 1" x 17.7"
017516-10-000 Mud Flap-Black 3.9"H x 9"W, Rubber
140922-02-02B Retainer/Mud Flap, 1" x 14.5", Black
017516-09-000 Mud Flap, 12.2"H x 23.5"W, Rubber, Black



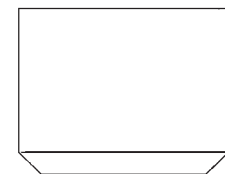
Mud Flap

130464-03-01A Trim Only-Rear Mud Flap 70"
139818-01-01A Link Quick, SST
139820-02-01A Bolt-Hanger/Eye, 5/16", SST



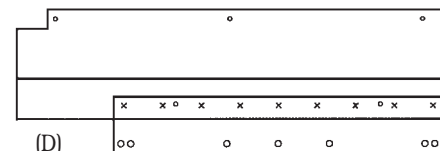
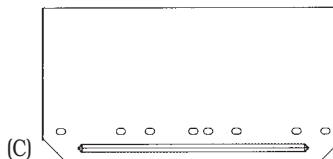
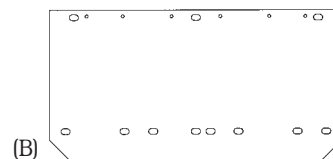
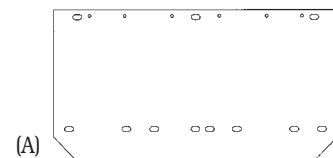
Mud Flap

073905-03-000 Mudflap 12.2" x 7.9"



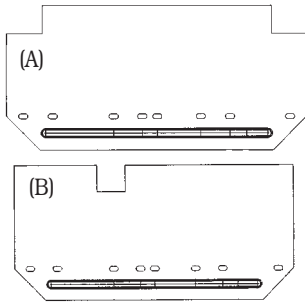
Dirt Guard

134191-01-02B Dirt Guard w/Bend 18"W x 14.9"H
020167-01-000 Dirt Guard w/o Bend, 18"W x 14"H
136388-02-02B Dirt Guard w/o Bend, 18"W x 14.9"H



Rock Guard

(A) 151725-01-02B Guard/Rock w/Panel/Steel
(B) 151725-02-02B Guard/Rock w/Panel/Steel
(C) 151725-03-02B Guard/Rock w/Panel/Steel
(D) 151725-04-02B Rock Guard Asm.-LP Mud Flap



Rock Guard

- (A) 152277-01-02B Guard-Rock w/Bend, 2 Notches, 18" W x 8.6" H
- (B) 152277-02-02B Guard-Rock w/Bend, 1 Notch, 18" W x 8.6" H

Mud Flap Asm.

- 151908-02-01A Mud-Flap, Rear, Brushed Aluminum, 10.6" x 93.9"
- 151908-02-02A Mud-Flap, Rear, Polished Aluminum, 10.6" x 93.9"
- 142627-01-01A Decal-Logo, "Itasca" Mud Flap, Chrome/Black
- 142627-02-01A Decal-Logo, "Winnebago" Mud Flap, Chrome/Black
- 151908-03-01A Mud Flap-Rear 10.1" x 93.9" Brushed Aluminum



Stiffener-Mud Flap

- 139416-01-04B Stiffener-Mud Flap, Advantage Logo

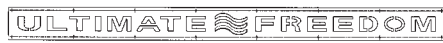


Plate-Mud Flap

- 139238-01-01A Plate-Mud Flap, Freedom Logo
- 139238-02-01A Plate-Mud Flap, Advantage Logo

Washer Nozzle Kit

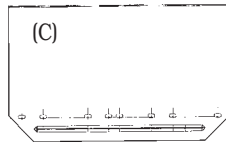
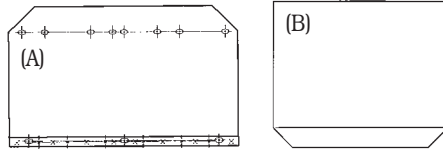
(Not Shown)

- 157531-01-700 Washer Nozzle Kit w/Hose/Arm Clips/Spring Clip




Logo Decal

- 142627-01-01A Decal-Logo-Itasca, Chrome/Black, Used on 139238-03-01A Plate-Mud Flap
- 142627-02-01A Decal-Logo-Winnebago, Chrome/Black, Used on 139238-03-01A Plate-Mud Flap



Rock Guard

- (A) 136391-01-02B Guard/Rock w/Angle 18"W x 11"H
- (A) 136391-02-02B Guard/Rock w/Angle 18"W x 15"H
- (A) 136391-03-02B Guard/Rock w/Angle 18"W x 19.7"H
- (A) 136391-04-02B Guard/Rock w/Angle 18"W x 16.7"H
- (B) 134191-01-02B Guard/Rock w/Bend 18"W x 14.9"H
- (C) 136389-01-02B Guard/Rock w/Angle 18"W x 10.9"H
- (C) 136389-02-02B Guard/Rock w/Angle 18"W x 14.9"H



Mud Flap

- 139635-02-01A Mud Flap, Full Width, Black




Windshield Wiper Nozzle Kit

- Kit contains: Locknut, screws, cap and spray nozzle.
- 096931-01-701 Nozzle-Hardware Kit

Washer Nozzle Kit

(Not Shown)

- 149402-03-700 Washer Nozzle Kit w/Hose-Hose Tracks (4)


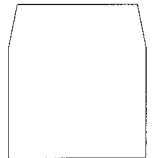


Lug Wrench

- (A) 080208-02-000 Breaker Bar
- (B) 080208-03-000 1.5" x .8" Square
- (C) 080208-05-000 Leverage Bar- Lug Wrench 3/4" OshKosh/Spartan
- (D) 080208-06-000 Wrench-Lug Deep, 1.00" x 1.06" w/Deep Socket Ends
- (E) 080208-04-000 Wrench-Lug 1 3/16" Oshkosh Spartan

Seat Protector

- 152337-01-000 Protector-Bucket Seat, Clear Vinyl



Seat Protector

- 130184-01-01A Seat Protector, Clear

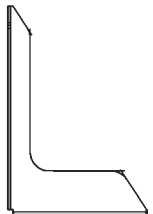


Bracket Asm.

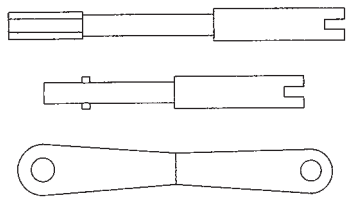
- 147866-01-02B Bracket Asm.-Mud Flap

Bracket/Stopper

- 161487-01-02B Bracket/Stopper

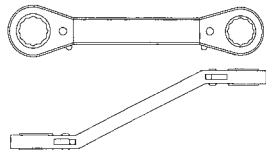


HARDWARE



Wrench

140464-03-000 Wrench-Slide Room, Retract, Ratchet w/2 Extensions



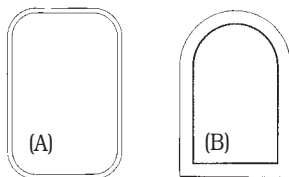
Wrench

143738-01-000 Wrench-Slide Room Retract-Ratchet, 13/16" x 7/8"




Drainage Pipe

126426-01-000 Pipe-1-1/2" Flexible, Drainage




Beveled Mirrors

(A) 131494-01-01A Mirror-Beveled, 1" x 24" x 36", Rectangular
 (B) 131494-05-01A Mirror-Arched, 1" x 20" x 30"




Mirror

149147-04-04A Mirror-Framed, Beveled, 41.5" x 25.5", Champagne Silver




Mirror

149147-05-04A Mirror-Framed, 19" x 26", Champagne Silver



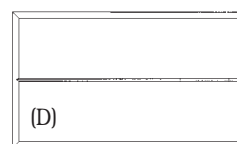
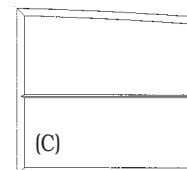
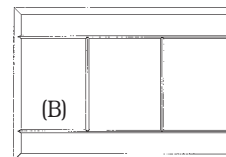
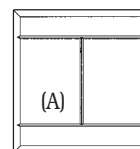
Mirror

149147-02-01A Mirror-Framed, V-Groove & Frost, Portsmouth Oak, 20" x 30"
 149147-02-03A Mirror-Framed, V-Groove & Frost, Neat/Washed Maple, 20" x 30"
 149147-02-05A Mirror-Framed, V-Groove & Frost, Sierra Maple



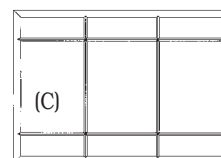
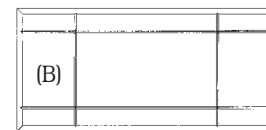
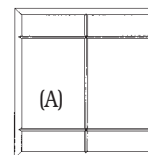
Mirror

149147-03-01A Mirror-Framed, Beveled, 20" x 30", Portsmouth Oak
 149147-03-02A Mirror-Framed, Beveled, 20" x 30", Concert Cherry
 149147-03-03A Mirror-Framed, Beveled, 20" x 30", Washed Maple
 149147-03-05A Mirror-Framed, Beveled, 20" x 30", Sierra Maple
 149147-03-06A Mirror-Framed, Beveled, 20" x 30", Silver/Distressed Black



Beveled Mirrors

(A) 133485-01-03A Mirror-Glass, Beveled w.o Etching 20" x 20.9"
 (B) 133485-03-01A Mirror-Glass, 1" Beveled w/Etched Vine Leaf, 30" x 20.9"
 (B) 133485-03-02A Mirror-Glass, Beveled w/Etched Oak Leaf, 30" x 20.9"
 (B) 133485-03-03A Mirror-Glass, Beveled w/o Etching, 30" x 20.9"
 (C) 133485-04-01A Mirror-Glass, Beveled, V-Grooved, 21.8" x 24"
 (D) 133485-05-01A Mirror-Glass, Beveled, V-Grooved, 21.3" x 37"



Beveled Mirrors

(A) 147282-01-01A Mirror-Beveled w/Grooves, 10" x 21"
 (B) 147282-02-01A Mirror-Beveled w/Grooves, 44.4" x 21"
 (C) 147282-03-01A Mirror-Beveled w/Grooves, 30" x 21"

**Spacer-
Receptacle**

5.4"H x 3.7"W

133713-01-08A Spacer, Vinyl
Receptacle, Portsmouth Oak

133713-01-20A

Spacer/Receptacle-White Vinyl
133713-01-21A

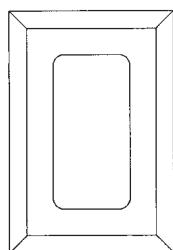
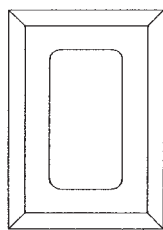
Spacer/Receptacle-Washed Maple

133713-01-22A Spacer/Receptacle-Sierra Maple

133713-01-24A Spacer/Receptacle, Vinyl/Concert
Cherry

133713-01-23A Spacer/Receptacle Vinyl-Honey
Cherry

133713-01-25A Spacer/Receptacle Vinyl Sakae
Concert Cherry

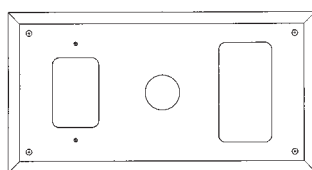


Spacer-Receptacle

133713-20-SD1 Spacer-Receptacle, Wood,
Cherry/Cherry IV

133713-20-SD2 Spacer-Receptacle, Wood,
Maple/Washed Maple

133713-20-SD3 Spacer-Receptacle, Wood,
Cherry/Honey



Spacer-Receptacle

133713-25-SD1 Spacer-Receptacle,
110V/12V/Phone, Wood-Cherry/Cherry

133713-25-SD2 Spacer-Receptacle,
110V/12V/Phone, Wood-Maple/Washed Maple

133713-25-SD3 Spacer-Receptacle,
110V/12V/Phone, Wood-Cherry/Honey

**Spacer-
Receptacle
110/12V**

5.4"H x 6.3"W

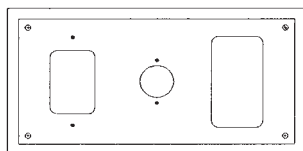
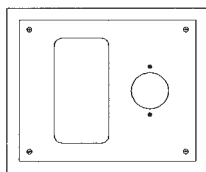
133713-04-21A

Spacer/Receptacle, Vinyl, Washed Maple

133713-04-23A Spacer/Receptacle, Vinyl, Honey
Cherry

133713-04-22A Spacer/Receptacle, Vinyl, Sierra
Maple

133713-04-25A Spacer/Receptacle, Vinyl, Concert
Cherry



Spacer-Phone

5.4"H x 10.4"W

133713-06-01A Spacer-Phone, Waterford Oak, Vinyl

133713-06-02A Spacer-Phone, Washed Maple, Vinyl

133713-06-03A Spacer-Phone, Salem Cherry, Vinyl

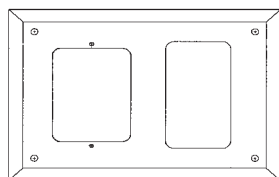
133713-06-20A Spacer/Receptacle, Phone, White
Vinyl

133713-06-21A Spacer/Receptacle, Washed Maple,
Vinyl

133713-06-22A Spacer/Receptacle, Phone, Sierra
Maple, Vinyl

133713-06-23A Spacer/Receptacle, Honey Cherry,
Vinyl

133713-06-25A Spacer/Receptacle, Sakae, Vinyl,
Concert Cherry



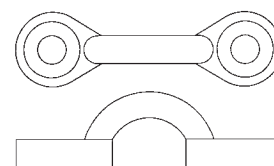
Spacer-Receptacle

133713-10-23A Spacer/Receptacle, 110 Volt/TV,
Vinyl, Honey Cherry



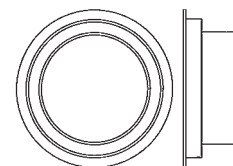
Mirror Bracket

130120-01-01A Bracket-Mounting, Mirror



Retainer Eye

127960-01-01A Retainer Eye, 3/8", Stainless Steel



Cup Holder

164128-02-01A Holder-Cup, Two Step, Colonial
White

164128-02-02A Holder-Cup, Two Step, Black

164128-02-03A Holder-Cup, Two Step, Almond

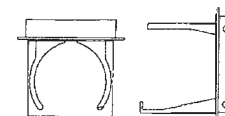
Cup Holder

Plastic.

118718-01-01A Holder-Drink,
Collapsible, Black

118718-01-02A Holder-Drink,
Collapsible, White

118718-01-03A Holder/Drink
Collapsible Mug-Almond

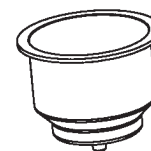


Cup Holder

131333-01-01A Cup Holder, Vertical Drop, Black


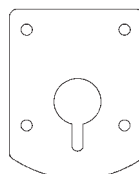
Holder-Cup

165168-01-01A Holder/Cup
w/Drain Plug, SST



Spacer-Monitor

143999-01-01A Spacer-Monitor,
Black



Microwave Vent

(A) 138983-01-01A Vent Asm. Microwave, Outer,
Brt. White

(B) 138983-02-01A Cover-Vent, Microwave, Brt.
Wht.

(C) 138983-03-01A Cover-Vent, Microwave, Outer-
Bright White

(C) 138983-01-02A Vent-Microwave, Outer/Black

HARDWARE



(A)



(B)

Cup Holder

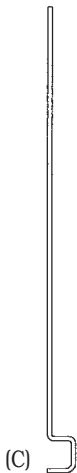
- (A) 133831-01-01A Holder-Cup w/Handle, Black
- (B) 134566-01-01A Holder-Cup Two Step, Black



(A)



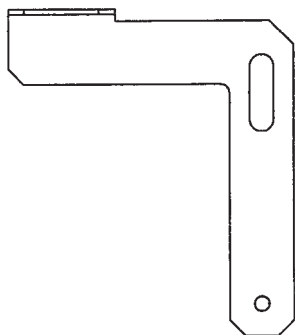
(B)



(C)

Recliner Bracket

- (A) 134057-01-11B Bracket-Recliner, Flat Black
- (A) 134057-02-11B Bracket-Recliner, Flat Black
- (B) 134057-03-11B Bracket-Chair/Hold Down, Black
- (A) 134057-04-11B Bracket-Recliner, Flat Black
- (C) 134057-06-11B Bracket-Recliner, Flat Black



Lever

- 151152-01-02B Lever-Latch, RH (Shown)
- 151152-02-02B Lever-Latch, LH

Lumbar Lever

- 122611-02-701 Lumbar Lever (Shown)
- 122611-01-701 Lumbar Knob (Not Shown)



Lever

- 130802-02-000 Lever, RH (Shown)
- 130802-01-000 Lever, LH
- 130802-03-000 Screw f/Lever



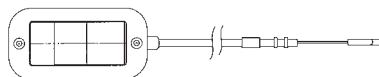
Cable

- 136534-19-000 Cable Only-Remote, 34" w/Z Ends



Cable

- 148225-01-000 Cable Only -Remote, 31.9", w/Z-Ends



Cable

- 153956-03-01A Cable w/Mini-Lever Actuator, 52.8"



Spring

- 136534-33-000 Spring/Assist, 1/2" x 7" w/Hook Ends



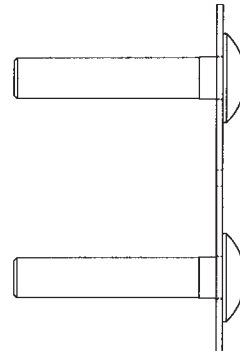
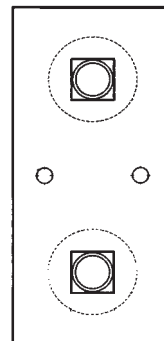
Bracket

- 136534-32-000 Bracket-Dual Base

Canvas Repair Kit


(Not Shown)

- 113686-01-700 Canvas Repair Kit
- Includes (2) 8" x 10" Canvas (2) 8" x 10" Screens



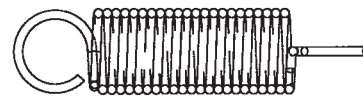
Bracket

- 154445-02-02B Bracket/Support-Spare Tire



Spare Tire Bracket

- 157324-01-01B Bracket-Spare Tire

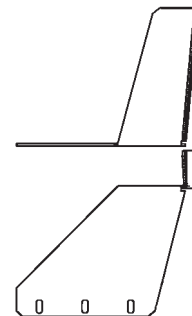


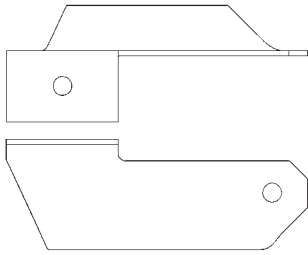
Spring/Catch

- 164930-01-000 Spring/Catch Extension Exterior Comp., 3/8" OD x 1.5"

Door Bracket

- 164742-01-02B Bracket-Door Latch, RH-White (Shown)
- 164742-02-02B Bracket-Door Latch, LH-White





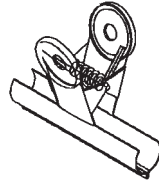
Spare Tire Bracket

159923-01-02B Bracket Hinge, Spare Tire




Tambour Spiral Kit

097141-02-700 Tambour Spiral Kit Contains 1 LH & 1 RH Track
 130787-01-000 Track-Tambour, Door, 15.9"
 130787-02-000 Track-Tambour, Spring, 24"



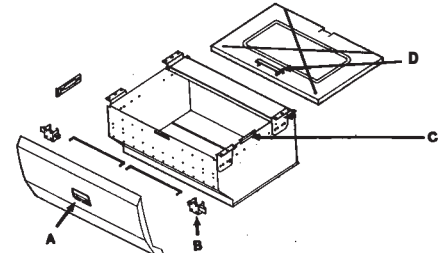
Bull Dog Clip

156695-01-01A Clip-Bull Dog, Silver/Nickel



Sash Lock

124753-01-000 Lock-Sash, Tight Seal



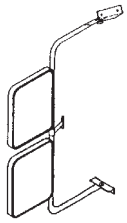
Slide Out Compartment Drawer

- (A) 101355-01-04A Beige Paddle Latch
 - (B) 101348-01-000 Slide Bolt Latch Rt. or Lt.
 - (C) 102967-01-000 Bulb Seal (Sold by the foot)
 - (D) 074762-01-000 Pull Handle (Black)
- 045017-01-701 Key-Only, Blank, Paddle Latch



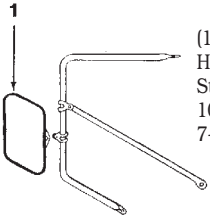
Rain Guard

145623-01-700 Rain Guard

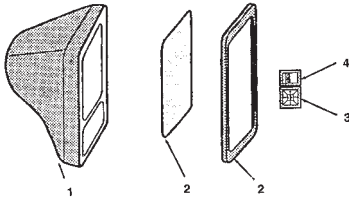


**Toyota
Micro-Minnie
Mirror Head**

Off White
084445-03-701 Mirror Head E/S
Convex



(1) 049347-01-000 Mirror
Head 7-1/2 x 10-1/2
Stainless Steel
106860-01-700 Mirror Head
7-1/2 x 10-1/2 Off White



Velvac Mirrors

- (1) 086261-01-000 Mirror Asm. RH w/Remote and Heater
 - (2) 086261-01-704 Kit-Replacement (RT)
 - (3) 088246-01-000 Remote Switch RH and LH
 - (4) 087695-02-000 Switch
 - (4) 087695-03-000 Switch Connector Assembly
 - (1) 086261-02-000 Mirror Asm. LH w/Remote and Heater
 - (2) 086261-02-701 Kit-Replacement (LT)
 - (3) 088246-01-000 Remote Switch RH and LH
 - (4) 087695-03-000 Switch Connector Assembly
 - (4) 087695-02-000 Switch
- Replacement Kits include: Bezel-convex glass or heated flatglass. Fits current and old styles.

**Revolution
Fold-A-Way Mirror**

- 142721-01-01A Mirror-Exterior Remote/Heat/Passenger (Breakaway), Black
- 142721-02-01A Mirror-Exterior Remote/Heat/Driver (Breakaway), Black
- 142721-03-01A Mirror-Exterior Remote/Heat/Driver (Breakaway), Chrome
- 106015-16-700 Glass/Flat-w/Heat Element
- 106015-18-700 Glass/Convex
- 106015-18-702 Motor-Flat Glass
- 106015-18-703 Glass/Convex-Act/Housing
- 131431-03-700 Light/Turn Signal, Amber
- 142721-01-700 Cover/Cap-Bottom
- 142721-01-702 Bracket/Mount-Mirror
- 142721-01-703 Gasket/Mount-Mirror
- 142721-01-704 Set Screw - 5/16" - 18 x 1.25"
- 106015-18-701 Actuator-Convex Glass
- 142721-03-700 Glass/Flat w/Arrow
- 133908-03-700 Cap, Rect./Blk. w/o Light



**Exterior
Mirror -
Flat Glass**

106860-02-702 Flat
Glass Only RH or LH



Mirror Asm.

- 131431-01-01A Mirror Asm. Ext. Remote/Ht.-RH, B/W, No Signal (Pce. Parts Only)
- 106015-12-700 Mirror-Flat w/w/o Heat
- 106015-12-701 Mirror-Convex w/w/o Heat
- 106015-12-703 Convex Glass Kit w/Actuator & Inner Housing
- 119774-09-700 Plate-Inner Support/Mirror Head
- 106015-18-701 Actuator-Convex Glass
- 131431-01-701 Motor
- 131431-01-702 Kit (Screw Cover) Round/Oval, Wht. (Consists Of 4 Oval Caps & 3 Round Screw Covers)
- 131431-02-01A Mirror Asm. Ext. Remote/Ht.-LH, B/W, No Signal (Pce. Parts Only)
- 106015-12-700 Mirror-Flat w/w/o Heat
- 106015-12-701 Mirror-Convex w/w/o Heat
- 106015-12-703 Convex Glass Kit w/Actuator & Inner Housing
- 119774-09-700 Plate-Inner Support/Mirror Head
- 106015-18-701 Actuator-Convex Glass
- 131431-01-701 Motor
- 131431-01-702 Kit (Screw Cover) Round/Oval, Wht. (Consists Of 4 Oval Caps & 3 Round Screw Covers)
- 131431-03-01A Mirror Asm. Ext. Remote/Ht.-RH, B/W w/Turn Signal
- 106015-12-700 Mirror-Flat w/w/o Heat
- 106015-12-701 Mirror-Convex w/w/o Heat
- 106015-12-703 Convex Glass Kit w/Actuator & Inner Housing
- 119774-09-700 Plate-Inner Support/Mirror Head
- 106015-18-701 Actuator-Convex Glass
- 131431-01-701 Motor
- 131431-01-702 Kit (Screw Cover) Round/Oval, Wht. (Consists Of 4 Oval Caps & 3 Round Screw Covers)
- 131431-03-700 Light/Turn Signal, Amber
- 131431-04-01A Mirror Asm.-Ext. Remote/Ht.-LH, B/W w/Turn Signal
- 106015-12-700 Mirror-Flat w/w/o Heat
- 106015-12-701 Mirror-Convex w/w/o Heat
- 106015-12-703 Convex Glass Kit w/Actuator & Inner Housing
- 119774-09-700 Plate-Inner Support/Mirror Head
- 106015-18-701 Actuator-Convex Glass
- 131431-01-701 Motor

CONTINUED NEXT COLUMN

131431 CONTINUED


- 131431-01-702 Kit (Screw Cover) Round/Oval, Wht. (Consists Of 4 Oval Caps & 3 Round Screw Covers)
- 131431-03-700 Light/Turn Signal, Amber
- 131431-05-01A Mirror Asm. Ext. Remote/Ht.-RH, Black, No Signal
- 106015-12-700 Mirror-Flat w/w/o Heat
- 106015-12-701 Mirror-Convex w/w/o Heat
- 106015-12-703 Convex Glass Kit w/Actuator * Inner Housing
- 119774-09-700 Plate-Inner Support/Mirror Head
- 106015-18-701 Actuator-Convex Glass
- 131431-01-701 Motor
- 131431-01-702 Kit (Screw Cover) Round/Oval, Wht. (Consists Of 4 Oval Caps & 3 Round Screw Covers)
- 131431-06-01A Mirror Asm. Ext. Remote/Ht.-RH, Black, Bus Style, Not Turn Signal (Pce. Parts Only)
- 106015-16-700 Glass/Flat w/Heat Element
- 106015-18-700 Glass-Convex
- 106015-18-701 Actuator-Convex Glass
- 106015-18-702 Motor-Flat Glass
- 106015-18-703 Glass/Convex-Act/Housing
- 131431-01-702 Kit (Screw Cover) Round/Oval, Wht. (Consists Of 4 Oval Caps & 3 Round Screw Covers)
- 131431-06-02A Mirror Asm. Ext. Remote/Ht.-RH, Wht. Bus Style, No Turn Signal (Pce. Parts Only)
- 106015-16-700 Glass/Flat w/Heat Element
- 106015-18-700 Glass-Convex
- 106015-18-701 Actuator-Convex Glass
- 106015-18-702 Motor-Flat Glass
- 131431-01-702 Kit (Screw Cover) Round/Oval, Wht. (Consists Of 4 Oval Caps & 3 Round Screw Covers)
- 131431-06-02A Mirror Asm. Ext. Remote/Ht.-RH, Wht. Bus Style, No Turn Signal (Pce. Parts Only)
- 106015-16-700 Glass/Flat w/Heat Element
- 106015-18-700 Glass-Convex
- 106015-18-701 Actuator-Convex Glass
- 106015-18-702 Motor-Flat Glass
- 131431-01-702 Kit (Screw Cover) Round/Oval, Wht. (Consists Of 4 Oval Caps & 3 Round Screw Covers)
- 131431-07-01A Mirror-Ext./Remote/Heat-Pass. w/Turn Signal, Black
- 106015-16-700 Glass/Flat w/Heat Element
- 106015-18-700 Glass-Convex
- 106015-18-701 Actuator-Convex Glass
- 106015-18-702 Motor-Flat Glass
- 106015-18-703 Glass/Convex-Act/Housing
- 131431-03-700 Light/Turn Signal, Amber
- 131431-07-700 Kit (Screw Cover Blk.) Round/Oval
- 131431-08-01A Mirror-Ext./Remote/Heat-Pass. w/Turn Signal, Black (Pce. Parts Only)
- 106015-16-700 Glass/Flat w/Heat Element
- 106015-18-700 Glass-Convex
- 106015-18-701 Actuator-Convex Glass
- 106015-18-702 Motor-Flat Glass
- 106015-18-703 Glass/Convex-Act/Housing
- 131431-03-700 Light/Turn Signal-Amber
- 131431-07-700 Kit (Screw Cover Blk.) Round/Oval
- 131431-08-02A Mirror-Ext./Remote/Heat/Pass w/Turn Signal, Chrome Head/Black Base Asm.
- 106015-16-700 Glass/Flat w/Heat Element
- 106015-18-700 Glass-Convex
- 106015-18-701 Actuator-Convex Glass
- 106015-18-703 Glass/Convex-Act/Housing
- 106015-19-700 Glass/Flat w/Heat/Clips/Inner Housing (Will Work On 106015-16,17,18 & 19 and 131431-06)
- 131431-03-700 Light/Turn Signal-Amber
- 131431-07-700 Kit (Screw Cover Blk.) Round/Oval
- 106015-19-701 Flat Glass w/Dampening Springs (Glass w/Ht.-Will Work On 106015-12,13,14,15 and 131431-05)
- 131431-09-01A Mirror-Ext. Remote/Heated, Passenger, Chrome Head, Black Arm w/Signal Arrow In Glass
- 106015-18-700 Glass/Convex



CONTINUED NEXT PAGE

106015 CONTINUED

- 131431-08-700 Cap/Base, Blk. 1 Pkg. of 2
- 106015-18-701 Actuator-Convex Glass
- 106015-18-703 Glass/Convex-Act/Housing
- 131431-03-700 Light/Turn Signal-Amber
- 131431-07-700 Kit (Crew Cover Blk.) Round/Oval
- 131431-09-700 Glass/Flat/Kit, RH w/Arrow



**Superstar Velvac Mirrors
Replacement Parts**

Manual-Fixed


- 106015-01-01A Mirror Asm-Ext. Fixed Glass RH (Pce. Parts Only)
- 106015-02-01A Mirror Asm-Ext. Fixed Glass LH (Pce. Parts Only)
- 106015-01-703 Kit-Replacement (RT)
- 106015-02-702 Kit-Replacement (LT)

Manual Adjustable

- 106015-01-703 Kit Replacement (RT)
- 106015-02-702 Kit Replacement (LT)

Heated with Remote

- 106015-05-01A Passenger Side Asm. w/o Wiring & Switches
 - 106015-06-01A Driver Side Asm. w/o Wiring & Switches (Used up to 11/5/96)
 - 086261-01-704 Kit-Replacement (RT)
 - 086261-02-701 Kit-Replacement (LT)
- Replacement Kits include: (1) Bezel, (1) Convex and (1) Heated or Standard Flat Glass.



"Star" Mirror

- 123297-01-01A Mirror Asm. LH Adj. Glass "Star", Black
- 123297-02-01A Mirror Asm. RH Adj. Glass "Star"
- 106860-02-702 Glass Only Flat-RH/LH Star



Exterior Mirror

- 106860-01-700 Mirror Head Only RH or LH Colonial White



Mirror Model 2020

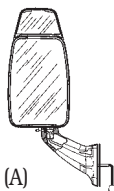
- 133908-14-01A Mirror/Passenger, 96", White
- 133908-15-01A Mirror/Driver, 96", White
- 117051-01-700 Mirror-Convex
- 120269-01-700 Glass Kit w/Bezel RH/LH
- 133908-03-700 Cap-Rect./Black w/o Light
- 133908-04-700 Cap-Mirror/Round w/o Light



Velvac Low Mount Mirror

Model 2025

- 106015-12-01A Mirror Asm. Ext. Remote/Ht., RH, Blk.
- 106015-13-01A Mirror Asm. Ext. Remote/Ht., LH, Blk.
- 106015-14-01A Mirror Asm. Ext. Adj. Glass, RH, Blk.
- 106015-15-01A Mirror Asm. Ext. Adj. Glass, LH, Blk.
- 106015-12-700 Mirror-Flat, with or w/o Heat
- 106015-12-701 Mirror-Convex, with or w/o Heat
- 106015-12-702 Cap/Screw (Pkg. of 4), Blk.
- 106015-12-703 Convex Kit-Rebuilt/Actuator
- 119774-09-700 Plate-Inner Support/Mirror Head, RH
- 119774-09-701 Plate-Inner Support/Mirror Head, LH
- 106015-19-701 Flat Glass w/Dampening Spring (Glass w/Heating Element)



Mirror Assembly


- (A) 106015-16-01A Mirror-Asm. Ext. Remote/Ht., RH, Blk.
- 106015-12-702 Cap/Screw (Pkg. of 4), Blk.
- 106015-16-700 Glass Flat w/Heat Element
- 106015-16-701 Glass-Convex Kit
- 106015-19-700 Flat Glass w/Dampening Springs
- 106015-18-701 Actuator/Handset-Convex

- (A) 106015-17-01A Mirror-Asm. Ext. Remote/Ht., LH, Blk.
- 106015-12-702 Cap/Screw (Pkg. of 4), Blk.
- 106015-16-700 Glass Flat w/Heat Element
- 106015-16-701 Glass-Convex Kit
- 106015-19-700 Flat Glass w/Dampening Springs
- 106015-18-701 Actuator/Handset-Convex
- (B) 106015-18-01A Mirror-Asm. Ext. Remote/Ht., RH, Blk.
- 106015-12-702 Cap/Screw (Pkg. of 4), Blk.
- 106015-16-700 Glass Flat w/Heat Element
- 106015-18-700 Glass-Convex Kit w/Clip
- 106015-18-701 Actuator-Convex Glass
- 106015-18-702 Motor-Flat Glass
- 106015-18-703 Convex Rebuilt Kit
- 106015-19-700 Flat Glass w/Dampening Springs
- (B) 106015-19-01A Mirror-Asm. Ext. Remote/Ht., LH, Blk.
- 106015-12-702 Cap/Screw (Pkg. of 4), Blk.
- 106015-16-700 Glass Flat w/Heat Element
- 106015-18-700 Glass-Convex Kit w/Clip
- 106015-18-701 Actuator-Convex Glass
- 106015-18-702 Motor-Flat Glass
- 106015-18-703 Convex Rebuilt Kit
- 106015-19-700 Flat Glass w/Dampening Springs
- (B) 106015-19-02A Mirror-Asm. Ext. Remote/Ht., LH, Wht.
- 106015-16-700 Glass Flat w/Heat Element
- 106015-18-700 Glass-Convex Kit w/Clip
- 106015-18-701 Actuator-Convex Glass
- 106015-18-702 Motor-Flat Glass
- 106015-19-700 Flat Glass w/Dampening Springs
- 106015-19-702 Cap/Screw (Pkg. of 4), Wht.



Model 2000 Mirror Asm.

- 133908-01-02A Mirror/Pass.-102" Wide Body/Ford-Brt. Wht.
- 133908-02-02A Mirror/Driver-102" Wide Body/Ford-Brt. Wht.
- 133908-05-02A Mirror/Pass.-102" Wide Body/Chevy-Brt. Wht.
- 133908-06-02A Mirror/Driver-102" Wide Body/Chevy-Brt. Wht.
- 133908-07-02A Mirror/Pass.-102" C-Body/Chevy-Heated Remote-Brt. Wht.
- 133908-08-02A Mirror/Driver-102" C-Body/Chevy-Heated Remote-Brt. Wht.
- 117051-01-700 Mirror-Convex
- 120269-05-701 Glass Only, Replacement RH/LH
- 133908-03-700 Cap-Rect./Black-w/o Light
- 133908-04-700 Cap-Mirror/Round-w/o Light



Arm Mirror Assembly

Model 2005

- 108699-01-01A Mirror Asm. Ext. Adj. Glass RH, Black (Pce. Parts Only)
- 106015-01-703 Kit Replacement, Pass. Side
- 108699-02-01A Mirror Asm. Ext. Adj. Glass, LH, Black (Pce. Parts Only)
- 106015-02-702 Kit Replacement, Driver Side
- 108699-03-01A Mirror Asm. Ext. Remote/Heat RH, Black (Pce. Parts Only)
- 086261-01-704 Mirror Kit Ext.-Pass. Side
- 108699-04-01A Mirror Asm. Ext. Remote/Heat LH, Black (Pce. Parts Only)
- 086261-02-701 Kit Replacement LT
- 108699-05-01A Mirror Asm. Ext. Remote/Heat RH, Buff (Pce. Parts Only)
- 108699-05-02A Mirror Asm. Ext. Remote/Ht, RH, Sable (Pce. Parts Only)
- 086261-01-704 Mirror Kit Ext.-Pass. Side
- 106015-03-700 Light-Amber, Clearance/Turn



Model 2020 Mirror Asm.

Model 2020-4 Bolt Mount

- 133908-10-01A Mirror-Pass.-102" C-Body/Ford-B/W
- 133908-11-01A Mirror-Driver-102" C-Body/Ford-B/W
- 133908-12-01A Mirror-Pass.-102" C-Body/Ford, Ht./Remote-B/W
- 133908-12-03A Mirror/Pass-102" C-Body Ford/4-Bolt, Silver
- 133908-13-01A Mirror-Driver-102" C-Body/Ford, Ht./Remote-B/W
- 133908-13-03A Mirror/Driver-102" C-Body/Ford 4-Bolt, Heated/Remote/Silver
- 117051-01-700 Mirror-Convex
- 120269-05-701 Glass Only-Replacement, RH/LH
- 133908-03-700 Cap-Rect./Black w/o Light
- 133908-04-700 Cap-Mirror/Round w/o Light



Mirror Assembly

Model 2020

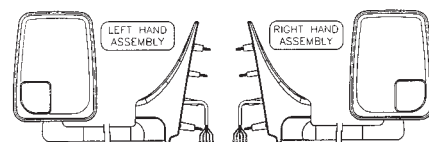
- 133908-01-01A Mirror Asm., Blk., 102" Wide Body Ford, RH, Passenger
- 133908-02-01A Mirror Asm., Blk., 102" Wide Body Ford, LH, Driver
- 133908-03-01A Mirror Asm., Brt. Wht., 102" Wide Body Ford, RH, Remote/Heat
- 133908-04-01A Mirror Asm., Brt. Wht., 102" Wide Body Ford, LH, Remote/Heat
- 133908-05-01A Mirror Asm. RH, Black 102"-Passenger, Chevy
- 133908-03-02A Mirror Asm. Blk. 102", Ht/Remote, Ford, RH
- 133908-04-02A Mirror Asm. Blk. 102", LH, Ht/Remote, Ford
- 133908-07-01A Mirror Asm. Blk. 102", RH, Chevy C-Body, Heat/Remote, Passenger
- 133908-08-01A Mirror Asm. Blk. 102", LH, Ht/Remote, Chevy C-Body, Driver
- 120269-05-701 Glass Only, Replacement
- 117051-01-700 Mirror-Convex
- 133908-03-700 Cap-Rect., Black w/o Light
- 133908-04-700 Cap-Mirror/Round w/o Light



Mirror Asm.

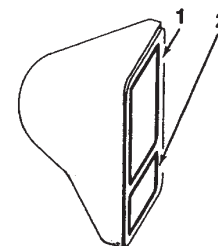
Model 2025

- 106015-20-01A Mirror Asm. Ext. Remote/Ht., RH
- 106015-21-01A Mirror Asm. Ext. Remote/Ht., LH
- 106015-12-702 Cap/Screw-(Pkg of 4)-Blk
- 106015-16-700 Glass/Flat-w/Heat Element
- 106015-18-700 Glass/Convex
- 106015-18-703 Glass/Convex-Act/Housing
- 106015-19-700 Glass/Flat-w/Heating Element
- 131431-03-700 Light/Turn Signal-Amber




**Mirror Asm.
Model 2020 Mirror**

- 133908-16-01A Mirror Asm., B/W, 96", RH, Heat/Remote
- 133908-16-02A Mirror Asm, Black, 96", RH, Heat/Remote
- 133908-16-03A Mirror Asm., Silver, 96", RH, Heat/Remote
- 133908-17-01A Mirror Asm., B/W, 96", Heat/Remote, LH
- 133908-17-02A Mirror Asm., Black, 96", Heat/Remote, LH
- 133908-17-03A Mirror Asm., Silver, 96", Heat/Remote, LH
- 117051-01-700 Mirror- Convex
- 120269-05-701 Glass Replacement, RH/LH/Convex Included
- 133908-03-700 Cap-Rect., Black w/o Light
- 133908-04-700 Cap-Mirror, Round w/o Light



Exterior Mirror

- (1) 106015-01-703 Mirror Repair Kit
- (2) 077051-03-702 Bezel Snap In
- (2) 106015-02-702 Mirror Repl. Kit Driver-Comes w/Bezel Flat & Convex Glass
- (2) 077051-03-702 Bezel Snap In



Exterior Mirror Parts

- 701764-01-000 Head 6.5" x 6"
- 701764-02-000 Glass Only Convex

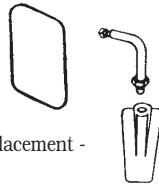
Mirror Asm.

106860-06-01A Mirror Asm. Reg.-Head 102", Brt. White
106860-01-707 Mirror Head, Brt. White



Exterior Mirror Parts

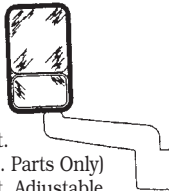
106860-01-700 Mirror Head-Replacement - Colonial White



Velvac Mirror Asm.

Model 2005

119774-01-01A Mirror Asm. Ext. Adjustable Glass RH, Sable (Pce. Parts Only)
119774-02-01A Mirror Asm. Ext. Adjustable Glass LH, Sable (Pce. Parts Only)
106015-01-703 Mirror Replacement Kit-Pass.
106015-02-702 Mirror Replacement Kit-Driver
086261-01-704 Mirror Kit-Ext. Pass. Side
086261-02-701 Mirror Kit-Ext. Driver Side
119774-05-01A Mirror Asm. Ext. Remote/Ht. Brt. Wht. (Pce. Parts Only)
119774-10-01A Mirror Asm. Ext. Remote/Heat LH, B/W (Pce. Parts Only)
106015-12-700 Glass-Flat w/Heat & Clip
106015-12-701 Glass-Convex w/Heat & Clip



Mirror Asm.

106860-03-02A Mirror Asm., Reg. Head Low Mt., Brt. White (Pce. Parts Only)
106860-03-706 Mirror Head, 7.5 x 10
106860-05-01A Mirror Asm.-Reg. Head, Brt. White (To Fit '97 Chevy Cabs) (Pce. Parts Only)
106860-01-707 Mirror Head, Brt. Wht.
106860-06-01A Mirror Asm. Reg. Head Brt. Wht. 102"



Velvac Class "C" Mirror Parts

Model 2015
120269-03-01A Mirror Asm. Dr. Brt. White RH 102" (Pce. Parts Only)
120269-04-01A Mirror Asm. Dr. Brt. White LH 102" (Pce. Parts Only)
120269-05-701 Glass Only, Replacement RH/LH
120269-01-700 Glass Kit W/ Bezel RH/LH
120269-01-02A Mirror Asm. Dr. Brt. White '97
120269-02-02A Mirror Asm. Dr. Brt. White '97
120269-07-01A Panel-Door, Elec. Mirror
120269-09-01A Mirror Asm. RH 96" Ht./Remote Brt. Wht.

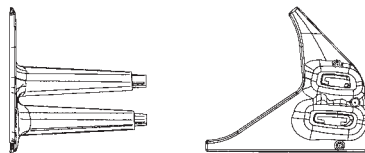
Arm lengths that will clear 96" and 102" wide bodies.



Mirror Asm. (Pce. Parts)

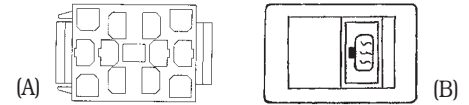
117051-02-01A Mirror Asm. Ext. Dr. Blk. LH 96" (Shown) (Pce. Parts Only)
117051-03-01A Mirror Asm. Ext. Dr. Blk. RH 102" (Pce. Parts Only)
117051-03-02A Mirror Asm. Ext. White RH 102" (Pce. Parts Only)
117051-04-02A Mirror Asm. Ext. White LH 102" (Pce. Parts Only)
106860-02-702 Glass Flat, Replacement, L & R
117051-01-700 Mirror-Convex

Arm lengths that will clear 96" and 102" wide bodies.



Bracket-Mirror

143191-01-02A Bracket-Mirror, RH, VW Wht.
143191-02-02A Bracket-Mirror, Driver, VW Wht.
115752-05-01A Rod/Mirror Hook, RH, 6.8"
115752-04-01A Rod/Mirror Hook, LH, 5.8"



Ramco Mirror Switches & Connector

(A) 087695-03-000 Connector-Asm.
(B) 087695-02-000 Switch-Heater, Exterior Mirror
(C) 088246-01-000 Switch/Remote-Mirror w/2 Pin & 6 Pin Connectors/Pigtail

Mirror Asm. Pce. Parts

129656-01-701 Holder/Support Assembly
129656-01-702 Cap
129656-01-704 Cover f/Arm Assembly
129656-01-705 Bellows
129656-01-706 Housing-Mirror/Upper Support
129656-01-707 Housing-Mirror/Ctr. Support
129656-01-708 Housing-Mirror/ Lwr. Support
129656-01-709 Mirror Convex Glass/Carrier
129656-01-710 Mirror-Flat Glass/Carrier
129656-01-711 Arm-Aluminum



Convex Mirror

Large 12" x 4" convex mirror provides wide panoramic view and eliminates blind spots. Universal ball joint which allows freely adjusting to any position, up or down or side to side. Tinted mirror with texture molded back.

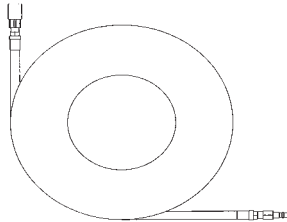
134154-01-000 Mirror-Convex, 12" x 4"



Stick-On Convex Mirror

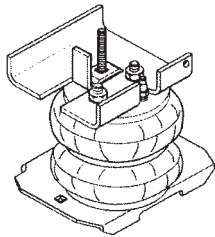
Injection molded base. 3-3/8" overall size with rounded corner for a built in look.

117051-01-700 Convex Mirror



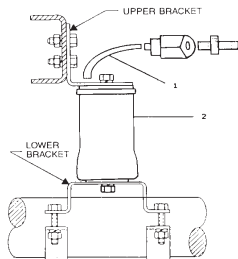
Air Hose

142607-03-000 Hose-Air, 50'



Airspring-Air Bag Kit

156618-01-000 Airspring-Air Bag Kit



3-T'S Air Bag System

- 100293-02-700 Air Bag Kit (Toyota Chassis)
- 100293-03-700 Air Bag Repair Kit-Left Hand, Kit Contains (1) Air Bag, (1) Elbow Fitting, (1) Elbow Fill Valve, (1) 3'1/4" Air Line, (1) Instructions (VW Chassis)
- 100293-03-701 Air Bag Repair Kit-Right Hand, Kit Contains (1) Air Bag, (1) Elbow Fitting, (1) Elbow Fill Valve, (1) 3'1/4" Air Line, (1) Instructions (VW Chassis)
- 100293-03-702 Valve, Air Fill
- 701390-04-700 Air Bag System, Rear '95, '96, '97 Rialta T9W-20
- 100293-01-705 Bracket



Shock Absorber w/Dampner


**701390-29-000 Shock & Stabilizer Kit-Front End GM P-30 14,000-16,500 GVW (Kit Contains (2) front shocks w/brackets & front stabilizer asm.)

** When ordering front suspension package it is recommended to also order rear suspension package.

Rear Suspension Package

- 701390-04-700 Air Bag System, Complete Installation Rear VW H-Body
- 701390-29-000 Shock & Stabilizers-STRG P30 (Blue Boot) T8181C (Same as 122756-02-000 OEM Installation)

- 122756-02-704 Bolt Package, Bolts, Nuts, Etc.
- 122756-02-707 Dampner-Steering, Yellow w/o Boot
- 122756-03-000 Shock & Stabilizer, Strg. P-30 (Yellow Shock)
- 122756-04-000 Shock & Stabilizer, Strg. P-30
- 122756-04-700 Bracket Asm.-Driver
- 122756-04-701 Bracket Asm.-Passenger
- 122756-04-702 Bolt Pkg. Kit
- 122756-03-702 Shock-Yellow, Monroe #557003
- 122756-03-700 Bracket Asm., Driver Side
- 122756-03-701 Bracket Asm., Pass. Side



Bilstein Shock Absorber

104993-02-000 Shock Absorber-Gas P30 Front-Bilstein B46-2137

1990 Racks and Ladders

Racks

Winnebago and Itasca

- 081026-01-700 C-Body, F-Series, M-Series RH
- 081026-02-700 C-Body, F-Series, M-Series LH
- 081026-05-700 P-Series RH
- 081026-06-700 P-Series LH

Ladders

Winnebago

- 080999-01-701 WF424-426 Upper & Lower
- 081016-04-700 WC/WF321-323-327
- 080999-02-702 M-Series Upper & Lower
- 092964-01-701 N-Series Upper & Lower
- 081016-02-700 F-Series
- 094823-01-701 P-Series Upper & Lower

Itasca

- 080999-01-701 IF424-426 Upper & Lower
- 081016-04-700 IC/IF321-323-327
- 080999-02-702 M-Series Upper & Lower
- 097220-01-700 N-Series
- 081016-02-700 F-Series, LH
- 094823-01-701 P-Series Upper & Lower



1991 Racks and Ladders

Racks

Winnebago and Itasca

- 081026-01-700 C-Body, F-Series, M-Series RH
- 081026-02-700 M-Series, C-Body Except W/1327RB, F-Series Except W/IF23EC LH
- 081026-14-700 W/IF23EC LH

Ladders

Winnebago

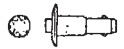
- 081016-04-700 WC/WF 321-324-327
- 080999-01-701 WF 424-427 Upper & Lower
- 081016-02-700 F-Series, LH
- 092964-01-701 N-Series Upper & Lower
- 080999-02-702 M-Series Upper & Lower
- 094823-01-701 P-Series Upper & Lower

Itasca

- 081016-04-700 IC/IF 321-324-327
- 080999-01-701 IF 424-427 Upper & Lower
- 081016-02-700 F-Series, LH
- 097220-01-700 N-Series
- 080999-02-702 M-Series Upper & Lower
- 094823-01-701 P-Series Upper & Lower

(A) Note parts also needed to attach lower ladder to bottom support .

- 081055-01-000 Internal Tooth Grip Washer
- 081056-01-000 Quick Release Pin



Sunflyers 1990 model year & built up to 3/17/92 also order 107438-16-700 & 107438-17-700 racks due to production change.

1992 Racks and Ladders

Racks

Winnebago and Itasca

- 081026-01-700 W/IC321 & W/IC324 C-Bodies RH
- 081026-02-700 W/IC321 & W/IC324 C-Bodies LH
- 081026-15-700 All "400" & "500" C-Bodies RH, Up to 3/1/92
- 107438-05-700 All "400" & "500" C-Bodies RH, After 3/2/92
- 107438-09-700 All "400" & "500" C-Bodies LH, After 3/2/92
- 081026-15-700 All "F-Series" RH, Up to 3/1/92 Contact P/S w/Ser. #
- 081026-16-700 All "F-Series" LH, Up to 3/1/92 Contact P/S w/Ser. #
- 107438-05-700 All "F-Series" RH, After 3/2/92
- 107438-06-700 All "F-Series" LH, After 3/2/92
- 081026-15-700 All "F-Series" RH, Up to 3/1/92 Contact P/S w/Ser. #
- 081026-16-700 All "F-Series" LH, Up to 3/1/92 Contact P/S w/Ser. #
- 107438-05-700 All "F-Series" RH, After 3/2/92
- 107438-06-700 All "F-Series" LH, After 3/2/92
- 107438-07-700 W/IKG34RQ RH, After 3/2/92
- 107438-08-700 W/IKG34RQ LH, After 3/2/92

Ladders

Winnebago and Itasca

- 081016-04-700 W/IC321 & W/IC324 C-Bodies
- 102953-02-700 W/IC422 & W/IC427RC-RQ
- 102953-02-700 All "500" C-Bodies
- 102953-01-700 All "F-Series"
- 102953-03-700 All "G-Series" Except W/IKG34RQ
- 102953-05-700 W/IKG34RQ

CONTINUED NEXT PAGE

1992 LADDERS CONTINUED

- 092964-01-701 Winnebago "N-Series" Upper & Lower
Contact P/S w/ Ser. #
- 097220-01-700 Itasca "N-Series"
- 094823-01-701 All "P-Series" Elante' Upper & Lower

(A) Note parts also needed to attach lower ladder to bottom support .

- 081055-01-000 Internal Tooth Grip Washer
- 081056-01-000 Quick Release Pin
- 081107-01-000 Bumper Plate, All Winn. N-Series '92

Sunflyers 1990 model year & built up to 3/17/92 also order 107438-16-700 & 107438-17-700 racks due to production change.

1993 Racks & Ladders

Racks

Winnebago and Itasca

- 107438-05-700 All "400" and "500" Series RH
- 107438-09-700 All "400" and "500" Series LH
- 107438-05-700 All F-Series RH
- 107438-06-700 All F-Series LH
- 107438-05-700 All G-Series Except W/IKG34RQ RH
- 107438-06-700 All G-Series Except W/IKG34RQ LH
- 107438-07-700 W/IKG34RQ RH
- 107438-08-700 W/IKG34RQ LH
- 107438-14-700 All "M-Series - Vectra" RH
- 107438-15-700 All "M-Series - Vectra" LH

Ladders

Winnebago and Itasca

- 102953-02-700 All "400" & "500" Series
- 102953-01-700 All "F-Series"
- 102953-03-700 All "G-Series" except W/IKG34RQ
- 102953-05-700 W/IKG34RQ
- 102953-08-700 All "D-Series"
- 097220-01-700 All Itasca "N-Series"
- 092964-01-701 All Winnebago "N-Series" Upper & Lower Contact P/S w/ Ser. #
- 094823-01-701 All "P-Series - Elante'" Upper & Lower
- 108403-01-701 All "M-Series - Vectra" Upper & Lower

Also order (1) 081056-01-000 Quick Release Pin (1) 081055-01-000 Grip Washer, (1) 081107-01-000 Pin Mount Bracket (M-Series Only)

Lower ladder to be stored in RH rear compartment while driving. Also order (4) 091952-01-000 clips

Sunflyers 1990 model year & built up to 3/17/92 also order 107438-16-700 & 107438-17-700 racks due to production change.

1994 Racks and Ladders

Racks

Winnebago and Itasca

- 107438-09-700 All "400" and "500" Series LH
- 107438-05-700 All "500" Series RH
- 107438-05-700 All "400" Series Except "421 & 429" RH
- 107438-06-700 "F-Series" LH
- 107438-05-700 "F-Series" RH
- 107438-06-700 "All G-Series Except W/IKG34RQ" LH
- 107438-05-700 "All G-Series Except W/IKG34RQ" RH
- 107438-08-700 "W/IKG34RQ" LH

CONTINUED NEXT COLUMN

1994 LADDERS CONTINUED

- 107438-07-700 "W/IKG34RQ" RH
- 107438-16-700 "All N-Series" LH
- 107438-17-700 "All N-Series" RH
- 107438-15-700 "All M-Series" LH

Ladders

Winnebago and Itasca

- 102953-02-700 "All 400 and 500 Series"
- 102953-01-700 "All F-Series"
- 102953-03-700 "All G-Series Except W/IKG34RQ"
- 102953-05-700 "W/IKG34RQ"
- 097220-01-700 "All N-Series"
- 102953-08-700 "All D-Series"
- 094823-01-701 "All P-Series" Upper & Lower
- 108403-01-701 "All M-Series" Upper & Lower

Also order (1) 081056-01-000 Quick Release Pin, (1) 081055-01-000 Grip Washer, (1) 081107-01-000 Pin

Mount Bracket (M-Series Only)

Lower ladder to be stored in RH rear compartment while driving. Also order (4) 091952-01-000 clips. Sunflyers

1990 model year & built up to 3/17/92 also order 107438-16-700 & 107438-17-700 racks due to production change.

1995 Ladders

Winnebago and Itasca

- 102953-10-700 "All 300 and 400 Series"
- 102953-08-700 "All D-Series"
- 102953-09-700 "All F-Series Except W/IKF32RQ"
- 102953-12-700 "All W/IKF32RQ"
- 102953-11-700 "All G-Series"
- 116008-01-701 "All M-Series" Upper & Lower

Also order (1) 081056-01-000 Quick Release Pin, (1) 081055-01-000 Grip Washer,

Lower ladder to be stored in RH rear compartment while driving. Also order (4) 091952-01-000 clips.

1996 Ladders

Winnebago and Itasca

- 102953-10-700 "All 300 Series"
- 102953-15-700 "All 400 Series"
- 102953-10-700 "All 500 Series"
- 102953-08-700 "All D-Series" Except WCD30RQ & WCD28RQ
- 102953-14-700 W/CD28RQ & W/CD30RQ
- 102953-09-700 "All F-Series" Except WCF25RC & ICF25RC
- 102953-16-700 W/CF25RC & I/CF25RC
- 102953-13-700 "All G-Series" Except ICG29RQ & WCG30WQ
- 102953-11-700 I/CG29RQ, W/CG30WQ & WCG32RQ
- 116008-01-701 "All M-Series" Upper & Lower, Except WCM34WQ & WCM36WA
- 118841-01-701 All "M-Series" Upper & Lower, WCM34WQ & WCM36WA

Also order (1) 081056-01-000 Quick Release Pin, (1) 081055-01-000 Grip Washer, (1) 081107-01-000 Pin Mount Bracket (M-Series Only)

Lower ladder to be stored in RH rear compartment while driving. Also order (4) 091952-01-000 clips.

Sunflyers 1990 model year & built up to 3/17/92 also order 107438-16-700 & 107438-17-700 racks due to production change.

1997 Ladders

Winnebago and Itasca

- 102953-15-700 IF429WQ, IF429WQ DL, IF429WU, IF429WU DL, WF429WQ, WF429WQ DL, WF429WU, WF429WU DL, WF431WQ, WF431WQ DL, IF431WQ, IF431WQ DL
- 102953-10-700 IF331WU, IF321RK, WF331WU, WF321RK, IF321RB, IF329RQ, WF327RC, WF329RQ, IF327RC, IF324RC, WF321RB, IF324RC
- 102953-11-700 ICG32WQ, ICG34WK, ICG34RQ, WFG34RQ, WFG37RW, IFG37RW, ICG35WQ, WCG32WQ, WCG34WK
- 102953-14-700 WCD25RU, WCD30RQ, WCD32RQ
- 102953-16-700 WCF31RQ, WCF33RQ, ICF31RQ
- 118841-01-701 WCM34WQ, Upper & Lower
- 102953-08-700 "All D Series"
- 123636-01-701 Q-Series, Upper & Lower

Also order (1) 081056-01-000 Quick Release Pin, (1) 081055-01-000 Grip Washer.

Lower ladder to be stored in RH rear compartment while driving. Also order (4) 091952-01-000 clips.

1998 Ladders

- 102953-18-700 WCF25RC
- 102953-11-700 W/I F30WQ, 32WQ
- 102953-11-700 W/I G 30WQ, 32WQ, 34WA, 35WP, 37WW, WG34WK & IG34WQ
- 102953-19-700 W/I F 20WQ, 31DQ, 31WQ, 33DQ
- 102953-20-700 IF30RQ
- 102953-21-700 W/IF26WU
- 125261-01-701 Upper & Lower W/I L33WB, 35WH, 36WL (Freightliner)
- 081056-01-000 Quick Release Pin, Bumper
- 081055-01-000 Internal Tool Grip Spring-Bumper
- 118841-01-701 Vectra, Upper & Lower
- 081056-01-000 Quick Release Pin, Bumper
- 081055-01-000 Internal Tooth Grip Spring, Bumper
- 123636-01-701 Luxor, Upper & Lower
- 081056-01-000 Quick Release Pin, Bumper
- 081055-01-000 Internal Tooth Grip Spring, Bumper

1999 Ladders

- 129639-01-01A WF327U, IF331G, WF331C, WF329N, WF329G, WF322E, WF324W, WF322R, IF324V, IF331, IF322E, IF329N, IF327P, IF322R
- 129639-02-01A WFF30WQ, ICF30WQ, WCF35WP, WCF32WQ, ICF32WQ, ICF35WP
- 130163-02-01A WFL33B, WFL35U, IFL33B, IFL35U, IFL35C, WFL35C, WKL36L-P, IKL36L-P, WFL34Y, WFL36L, IFL34Y, IFL36L
- 130164-02-01A WFL33B, WFL35U, IFL33B, IFL35U, IFL35C, WFL35C, WKL36L-P, IKL36L-P, WFL34Y, WFL36L, IFL34Y, IFL36L
- 130164-03-01A VCM37B, VCM39Y
- 130163-03-01A VCM37B, VCM39Y, 47.6"/4-Step w/Dog Leg

CONTINUED NEXT PAGE

ACCESSORIES & MISC.

1999 LADDERS CONTINUED

129639-03-01A WCF26WU, ICF26WU, WFF29WQ,
IFF29WQ, IFF29WQ, IFF31WQ,
WFF31WQ
130164-01-01A UKQ38K, UKQ40JD, UKQ38KD,
UKQ40J
130163-01-01A UKQ38K, UKQ40JD, UKQ38KD,
UKQ40J
129639-04-01A WCF25F, WCF28E
129639-05-01A WF429U, IF429U, WF430V, IF430V,
IF431A
129375-01-000 Seal-Bracket, Ladder
131256-01-01A Plate-Ladder
081056-01-000 Pin-Quick Release-Single Action
076767-11-000 Safety Cable 1/16" x 6"

2000 Ladders

Winnebago and Itasca "G" Series

129639-03-01A 32V, 37G, 35B, 35U

Winnebago and Itasca "L" Series

130164-04-01A Upper Ladder, 35V, 34Y
130163-02-01A Lower Ladder, 35V, 34Y
130164-02-01A Upper Ladder, KL36L
130163-02-01A Lower Ladder, KL36L

P-Series

132804-01-01A Upper Ladder, All
130163-04-01A Lower Ladder, All-47.6"/4-Step
w/Dog Leg

Q-Series

130164-01-01A Upper Ladder, All
130163-01-01A Lower Ladder, All, 47.6"/4-Step
w/Dog Leg

C-Body

Winnebago and Itasca

129639-02-01A 327P
129639-03-01A 324V, 322E, 329N, 322R

F-Series

Winnebago and Itasca

129639-02-01A 30A, 35C, 32T, 33V
129639-03-01A 26P, 29A, 31B

2001 Ladders

Q-Series

130164-01-01A Upper Ladder, All
130163-01-01A Lower Ladder, All

F-Series

Winnebago and Itasca

129639-02-01A F30W, F35C, F32T, F33V
129639-03-01A All Non-Basement Models

C-Body

Winnebago and Itasca

129639-02-01A W/ICF327P
129639-03-01A "300 C-Body", All 300 Chalet, All
300 except W/IC327P, W/IF331C, IF331T

P-Series

132804-01-01A Lower Ladder, All
130163-04-01A Lower Ladder, All

L-Series

Winnebago and Itasca

130164-04-01A Upper Ladder, W/IFL34Y,
W/IFL35U, W/IFL36W
130163-02-01A Lower Ladder, W/IFL34Y,
W/IFL35U, W/IFL36W, 47.6"/4-Step w/Dog Leg

D-Series

129639-03-01A Ladder Upper-27TW/I, 27CW
130163-05-01A Ladder Lower-27TI, 27CW

G-Series

129639-03-01A Ladder Upper-All
130163-05-01A Ladder Lower-All, 24.4", 2-Step

2002 Ladders

"A" Ladders

D-Series

129639-03-01A Upper Ladder
130163-06-01A Lower Ladder, 24.4", 2-Step

F-Series

129639-03-01A Upper Ladder
130163-07-01A Lower Ladder, 21.9", 2-Step

G-Series

129639-03-01A Upper Ladder
130163-05-01A Lower Ladder

L-Series

137927-01-01A Upper Ladder
130163-08-01A Lower Ladder, 35.6", 3-Step

P-Series

132804-01-01A Upper Ladder
130163-04-01A Lower Ladder

Q-Series

130164-01-01A Upper Ladder
130163-01-01A Lower Ladder

"C" Ladders

129639-06-01A Ladder Asm. 331C/T, 430V, 431C,
324F, 95.7", 7-Step
129639-03-01A Ladder Asm. 329N, 324V, 322E,
322R

2003 Ladders

C-Ladders

129639-07-01A Ladder-81.7"
130163-10-01A Ladder-Lower, 35.6"

P-Series

129639-07-01A Ladder-81.7"
130163-10-01A Ladder-Lower, 35.6"

D-Series

129639-03-01A Ladder-89"
130163-06-01A Ladder-Lower, 24.4"

F-Series

129639-07-01A Ladder-81.7"
130163-10-01A Ladder-Lower, 35.6"

G-Series

130163-09-01A Ladder-Lower, 35.6"
141624-01-01A Ladder Rear Cap

Q-Series

130163-01-01A Ladder-Lower, 47.6"
130164-01-01A Ladder-Upper

L-Series

130163-08-01A Ladder-Lower, 35.6"
137927-01-01A Ladder-Upper

2004 Ladders

S-Series

145614-01-01A Upper Ladder
145618-01-01A Lower Ladder

Q-Series

130164-01-01A Upper Ladder
130163-01-01A Lower Ladder

P-Series

132804-01-01A Upper Ladder
130163-04-01A Lower Ladder w/Dog Leg

L-Series

137927-01-01A Upper Ladder
130163-08-01A Lower Ladder

G-Series

141624-01-01A Upper Ladder
130163-09-01A Lower Ladder

F-Series

129639-03-01A Upper Ladder
130163-07-01A Lower Ladder

D-Series

129639-03-01A Upper Ladder
130163-06-01A Lower Ladder

C-Body

129639-04-01A Ladder-85.1"

2005 Ladders

P-Series

132804-01-01A Upper Ladder
150785-01-01A Lower Ladder, 47.6", 4-Step w/Dog
Leg

S-Series

150785-04-01A Lower Ladder, 47.6", 4-Step w/Dog
Leg
145614-01-01A Upper Ladder

G-Series

141624-01-01A Ladder-Rear Cap
130163-09-01A Ladder Extension, Lower, 35.6", 3-
Step

F-Series

149238-01-01A Upper Ladder
150785-02-01A Lower Ladder, 35.6", 3-Step w/Dog
Leg

D-Series

129639-03-01A Ladder, 89", 7-Step
130163-06-01A Ladder Extension, Lower, 24.4", 2-
Step

C-Body

129639-08-01A Ladder, 54.7", 5-Step
150785-03-01A Ladder, Lower, 35.4", 3-Stop w/Dog
Leg

2006 Ladders

700 Series

129639-08-01A Ladder-54.7", 5-Step
150785-03-01A Ladder-Lower, 35.4"/3-Step w/Dog
Leg, Hinged Standoff

29H

129639-10-01A Ladder-54.7", 5-Step
150785-07-01A Ladder-Lower, 35.4"/3-Step w/Dog
Leg, Hinged Standoff

500 Series

152869-02-01A Ladder/Folding, 78.6"/129.7", 10-
Step, Round Tube Style
152869-01-01A Ladder/Folding, 78.6"/129.7", 10-
Step, Square Tube Style

400 Series

129639-07-01A Ladder, 81.7" 6-Step
130163-10-01A Ladder/Lower 35.6", 3-Step

300 Series

129639-04-01A Ladder, 85.1", 6-Step

25F

129639-09-01A Ladder/Upper 33.4", 2-Step
150785-06-01A Ladder/Lower, 60.7", 5-Step,
Hinged Standoff

CONTINUED NEXT COLUMN

CONTINUED NEXT COLUMN

2006 LADDERS CONTINUED

P-Series

132804-01-01A Ladder/Upper
150785-05-01A Ladder/Lower, 47.6"/4-Step w/Dog Leg-Hinged Standoff

G-Series

141624-02-01A Ladder Asm.
150785-05-01A Ladder/Lower, 35.6"/3-Step-Hinged Standoff

F-Series

149238-01-01A Ladder/Upper
150785-02-01A Ladder/Lower, 35.6"/3-Step, Hinged Standoff

D-Series

129639-03-01A Ladder-89", 7-Step
130163-06-01A Ladder/Lower, 24.4", 2-Step

S-Series

145614-03-01A Ladder/Upper
150785-04-01A Ladder, Lower

R-Series

145614-02-01A Ladder/Upper
150785-08-01A Ladder, Lower

2007 Ladders

300 Ford

129639-09-01A Ladder-Upper, 33.4", 2-Step
150785-09-01A Ladder w/Fold Down Ext. 98.4", 8-Step

300 GM

129639-09-01A Ladder-Upper, 33.4", 2-Step
150785-10-01A Ladder w/Fold Down Ext. 101.9" 8-Step

700-Series

129639-08-01A Ladder, 71.7", 5-Step
150785-03-01A Ladder, Lower, 35.4"/3-Step w/Dog Leg, Hinged Standoff

500-Series

152869-02-01A Ladder/Folding, 78.6"/129.7", 10-Step (Round Tube Style)

R-Series

145614-02-01A Ladder-Upper
150785-08-01A Ladder-Lower, 47.6"/4-Step, Hinged Standoff

S-Series

145614-03-01A Ladder-Upper
150785-04-01A Ladder-Lower, 47.6"/4-Step, Hinged Standoff

P-Series

132804-01-01A Ladder-Upper
150785-01-01A Ladder-Lower, 47.6"/4-Step w/Dog Leg-Hinged Standoff

G-Series

141624-02-01A Ladder Asm.
150785-05-01A Ladder-Lower - 35.6"/3-Step-Hinged Standoff

F-Series

149238-02-01A Ladder-Upper
150785-02-01A Ladder-Lower, 35.6"/3-Step-Hinged Standoff

D-Series

152869-03-01A Ladder/Folding 78.6"/141.5", 11-Step

200-Series

161113-03-01A Ladder-8-Step, 103.9"

400-Series

129639-07-01A Ladder, 81.6", 6-Step
130163-10-01A Ladder Ext./Lower, 35.6"-3-Step

2008 Ladders

E-Series

161113-03-01A Ladder-8-Step, 103.9"
161113-10-01A Ladder-9-Step, 113.6"

D-Series

161113-10-01A Ladder-9-Step, 113.6"

700-Series

150785-03-01A (726A) Ladder-Lower, 35.4"/3 Step w/Dog Leg, Hinged Standoff
150785-07-01A (729H) Ladder-Lower, 35.4"/3 Step w/Dog Leg, Hinged Standoff
161113-04-01A (726A) Ladder-5-Step, 71.7"
161113-05-01A (729H) Ladder-5-Step, 71.7"

500-Series

161113-11-01A Ladder-7-Step, 89.8"

300-Series

161113-09-01A Ladder-7-Step, 99.6"

200-Series

129639-05-01A Ladder-95.5", 7-Step

P-Series

161113-06-01A Ladder-5-Step, 71"
161990-02-01A Ladder-Lower
161990-01-01A Ladder-Lower (Freightliner)

R-Series

161113-07-01A Ladder-5-Step, 73.4"
161990-03-01A Ladder-Lower
129375-02-000 Seal-Ladder Bracket
150785-08-01A Ladder-Lower, 47.6"/4-Step, Hinged Stand Off

S-Series

161113-08-01A Ladder-5-Step, 73.3"
161990-04-01A Ladder-Lower
129375-02-000 Seal-Ladder Bracket

M-Series

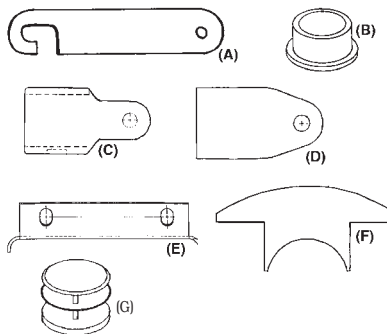
161113-06-01A Ladder-5-Step, 71"
161990-01-01A Ladder-Lower (Freightliner)
161990-05-01A Ladder-Lower
129375-02-000 Seal-Ladder Bracket

G-Series

161113-01-01A Ladder-9-Step, 116.4"
129375-02-000 Seal-Ladder Bracket

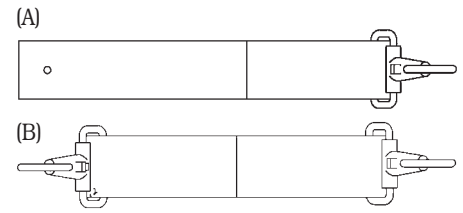
F-Series

161113-02-01A Ladder-9-Step, 116.4"
161113-10-01A Ladder-9-Step, 113.6"
129375-02-000 Seal-Ladder Bracket



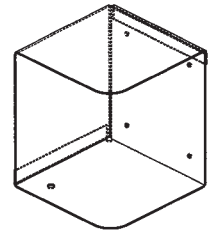
Rack & Ladder Accessories

- A) 080873-01-000 Latch-Ladder, Lower
- B) 081114-01-000 Black Cap 1" Round
- C) 081115-01-000 Top Cap 1" F/Bottom Ladder
- D) 081116-01-000 Slide Bracket w/Bolt
- E) 081107-01-000 Bumper Pin Plate
- F) 076980-02-000 Step End Cap
- G) 081114-02-000 Cap, Insert-Round 1", Wht.



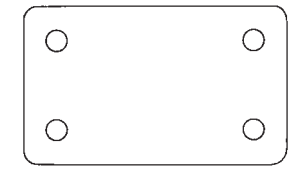
Bunk Strap

- (A) 155842-01-000 Strap/Bunk w/Catch Hook
- (B) 155842-02-000 Strap/Bunk w/2 Catch Hooks




Bracket

149366-01-02B Bracket-Storage Box, Ladder



Seal

129375-02-000 Seal-Ladder, Bracket



Bunk Lift Bracket

159811-01-01A Bracket-Bunk Lift, Almond



Ladder Strap

162356-02-000 Strap Ladder, Tiedown

ACCESSORIES & MISC.

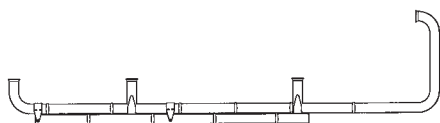
Bunk Ladder

106025-01-01A Ladder-Bunk, C-Bodies, Black, 56"
 106025-03-01A Ladder-Bunk, C-Bodies, Black,
 47.3"
 106025-01-700 Bracket-Set, F/Bunk Ladder
 106025-05-01A Ladder-Bunk, Black, 52.8"
 106025-06-01A Ladder-Bunk, 58.6", Black
 106025-07-01A Ladder-Bunk, 63.4", Black
 106025-08-01A Ladder-Bunk, 51.9", Blk.
 106025-06-701 Foot Cap f/Ladder, Gray
***If Built Before 8/15/05 Contact Parts
 Administrator To Order Bunk Handle 094658.**

Folding Ladder

(Folded Size)

148880-01-01A Ladder-Folding, 3.5"
 x 4.5" x 75", 23 lbs.
 148880-02-01A Ladder-Folding, 3.5"
 x 4.5" x 86.5", 26 lbs.




Folding Ladder

152869-02-01A Ladder-Folding, 78.6"/126.2" 10-
 Step, Brushed Aluminum, Round Tube Style
 152869-03-01A Ladder/Folding 78.6"/141.5", 11-
 Step, Brushed Alum.
 152869-04-01A Ladder/Folding 78.6"/131.9", 10-
 Step, Brushed Alum.



Ladder Stop

157457-01-02A Ladder Stop-B/W



Bracket

160246-01-01A Bracket-Ladder, Black

Bracket

160016-01-02B Bracket-Ladder



Firestone Ride-Rite Helper Springs

Installed between the frame and axle, Ride-Rite springs help you compensate for heavy, unbalanced loads. As the load increases, you can add air to each spring, re-establishing the original distance between frame and axle. By adjusting the pressure you can regulate just how much load your helper springs carry, leaving the rest to your vehicle's suspension. The basic kit includes two bellows and the brackets, bolts, nuts and washers needed to install them. Also included are airline tubing and fittings to install the manual inflation system. Complete instructions are also included.

Chevy

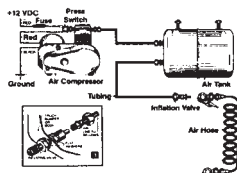
084086-04-702 Bellows Only (Air Bag)
 084086-01-708 Airline Service Kit-1/4" Hose (2) Fill
 Valves, (2) 3/8" MPT Elbow, 1/4" Hose Elbows (2)
 1/4" MPT/14" Barbed Elbow

084086-04-000 Airspring-Ride Rite Kit GM to 1996 10,500-12,300 GVW (Pce. Parts Only)

084086-04-702 Bag-Air, Bellows w/Bolt-Elbow
 084086-05-706 Valve-Inflation, Push to Connect

084086-05-000 Airspring-Ride Rite Kit '93-'97 GM 14,500-16,000 GVW (Pce. Parts Only)

084086-01-708 Airline Service Kit
 084086-05-700 Bag-Air, Bellows F/Dual System
 084086-05-706 Valve-Inflation, Push to Connect

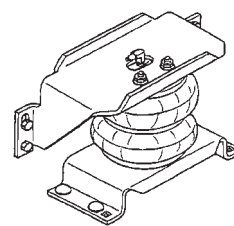


084086-07-000 Compress Air 12V 1/6HP Kit (Shown Above) (Pce. Parts Only)

084086-07-700 Compressor
 084086-07-701 Tubing-18 Ft.
 084086-07-702 Tank-Air
 084086-07-703 Hose-Air

084086-08-000 Airspring-Ride Rite Kit

'93-'97 GM 14,500-16,000 GVW
 084086-05-706 Valve-Inflation, Push to Connect
 084086-08-702 Bracket-Upper




Air Bag Kit

135674-01-000 Airspring-Air Bag Kit, Ford
 084086-05-706 Valve-Inflation, Push to Conn.
 135674-01-700 Air Spring
 135674-01-701 Bracket-Upper/Rt. & Lt.
 135674-01-702 Bracket-Lower/Rt. & Lt.
 135674-01-703 Strap/Shim f/Bracket

Generator Muffler Systems

105529-01-000 4-5-7KW Front Discharge Muffler
 105602-01-000 4-5-7KW Exhaust Gasket
 105527-02-000 7KW Exhaust Elbow



Doorbell

LB-14WH Built-In. For flush-type mounting. White
 louvered panel may be painted to match color of
 wall. Cover is 5-11/16"W x 7-5/8"H. Cutout 4-
 7/8"W x 7"H. The housing is only 1-7/8" deep.

095186-02-000 Doorbell



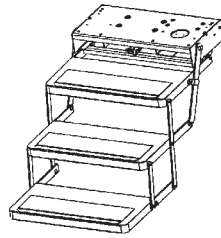
Valve-Pressure Solenoid

100532-09-704 Valve, Pressure-Solenoid (large) 4.5"
 long x 2/3" dia. w/Tee Handle (Shown)
 131306-12-702 Valve, Pressure-Solenoid (Small)
 3.3" long x 1.6" dia.

Check Valve & Kit

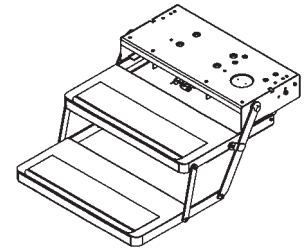
(Not Shown)

100532-31-701 Check Valve & Kit
 100532-02-701 Spring Kit-15" x 10" (Consists of 2 springs and 1 rod)




Triple Step Asm.

143709-01-01A Step Asm. Electric, Triple, Black (Pce. Parts Only)
 143709-01-700 Cam Stop
 143709-01-701 Bumper-Black (Rubber Stop)
 143709-01-702 Tread/Non-Skid-6" x 21", Blk
 143709-01-703 Frame Only, Painted Black, 25
 143709-01-704 Link Asm., Electric Step, 24/25
 143709-01-705 Motor Assembly, 24/25 Step
 143709-01-706 Control Unit
 088746-01-705 Light-Under Step




Kwikkee Double Step

094707-04-01A Step-Electric Double, Blk.
 088746-01-705 Light-Under Step
 094707-03-701 Plug-4-Way, Packard
 094707-04-700 Control Unit w/Override
 094707-04-701 Motor w/Screws f/IMGL Steps
 094707-04-702 Cotter Pin-w/Clevis Pin
 094707-04-703 Gear Box w/Linkage, Curved
 143709-01-700 Cam Stop
 143709-01-701 Bumper-Black (Rubber Stop)
 143709-01-702 Tread/Non-Skid 6" x 21" Blk.
 094707-04-704 Frame w/Dbl. Step
 094707-04-711 Kwiktest f/Testing Kwikkee Steps w/4-Way Pigtail



Step Rug

701055-04-000 Brown Deluxe 20" x 13-1/2", Tan

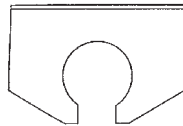


Dimensions: 27"W x 10"H,
 8" Top of bracket to top of step

Pull-Out Step Assembly


Self-storing and swings down.

077848-01-000 Step Asm. w/Bracket 6.8"H x 6"W
 077848-02-000 Step Asm. w/Bracket 8.3"H x 6"W
 077848-04-000 Step Asm. w/Bracket 6.8"H x 6"W w/Radius Bend



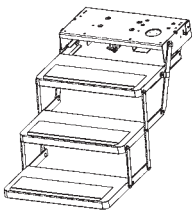
Bracket Connector

113588-01-01B Bracket Connector, Trailer, L-Shaped



Electric Step Assembly

42 Series. 30-1/4" W x 45-1/8"D x 9-1/8"H
 113483-01-01A Step Assembly, Electric Double (Pce. Parts Only)
 088746-01-705 Light-Under Step
 113483-01-700 Module Control
 113483-01-701 Frame w/Dbl. Step 4200 Series
 113483-01-702 Roller Top, 12" Long
 113483-01-703 Roller Lower, .22"-3" Wide
 113483-01-704 Lower Roller 22", 2.2" Wide



Triple Electric Step

143709-02-01A Step-Electric, Triple, Black
 088746-01-705 Light-Under Step
 094707-03-701 Plug-4-Way-Packard
 094707-04-700 Control Unit w/Override
 094707-04-701 Motor w/Screws, "AM-214" w/9510 Control Steps f/IMGL Steps
 143709-01-700 Cam Stop
 143709-01-701 Bumper-Black (Rubber Stop)
 143709-01-702 Tread/Non-Skid, 6" x 21", Blk
 143709-01-703 Frame Only Painted Black 25
 143709-02-700 Link/Assembly 24/25 Series
 143709-01-710 Conversion Kit f/24/25-9510 Control w/Integrated Motor (Kit Includes Motor/Linkage/Control Unit)
 143709-02-702 Motor "AM 214" f/IMGL Triple
 143709-01-705 Motor Asm. 23/25 Step



Kwikkee Electric Step With Light Pce. Parts

094708-01-01A Single Step As. #28 Series (Pce. Parts Only)
 094707-01-01A Double Step Asm. #32 Series (Pce. Parts Only)

Universal Parts

P01713-01-000 Switch Asm., Electric Step w/Seal
 116995-01-000 Switch, Magnet-Step, Electric, Wht./Wht., Normally Closed

(Used after 10/24/94)

094707-01-702 Frame Double Step
 088746-01-709 Frame Single Step
 116995-02-000 Switch, Magnet, Black & White, Normally Open
 116995-03-000 Switch, Magnet, Black Switch w/Black Magnet

Conversion Assemblies

094708-02-700 Conversion Asm.-Single Step
 091201-01-703 Conversion Asm.-Double Step
 **Conversion assemblies contain control unit, motor replacement kit, linkage assembly and gear box assembly

(Orange) Control Unit Parts Only (White as of 8/5/94)

094707-02-70A Motor Kit-"AM" Motor (Motor, bracket, gear, wire, instructions)

CONTINUED NEXT PAGE

ACCESSORIES & MISC.

KWIKEE ELECTRIC STEP CONTINUED

094707-02-701 Linkage Asm. F/32 Series
094707-02-703 Bearings & Pins Kit

Use the following parts for converting (Blue) control unit to (Orange) (White) as of 8/5/94. Control Unit.

094707-03-700 Control Box (Black)
094707-02-70A Motor Kit-"AM" Motor (Motor, bracket, gear, wire, instructions)
094707-02-701 Linkage Asm. F/32 Series
088746-01-705 Light-Under Step
094707-01-702 Frame w/DbL. Step, 3200 Series
094707-02-701 Linkage Asm. w/Bearings & Pins
094707-02-702 Gear Kit (Gear-Bearing-Pins)
094707-02-703 Bearing & Pins
094707-02-704 Connector-Motor Asm. w/Plates
094707-02-708 Tread-Non-Skid, Yellow
094707-03-700 Kit-Control/Switch Retrofit
094707-03-701 Plug, 4-Way, Packard
094708-03-01A Step Asm. Electric, Single Black
088746-01-705 Light-Under Step
088746-01-709 Frame w/Sgl. Step, 2800 Series
094707-02-703 Bearing & Pins
094707-03-700 Kit Control/Switch Retrofit
094707-03-701 Plug, 4-Way
094708-05-710 Conversion Kit f/28 Series
094707-04-710 Conversion Kit f/32 Series



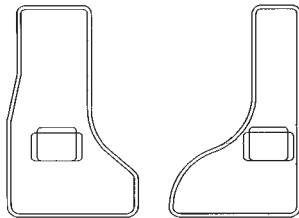
KwikEE Electric Steps

094708-06-01A Step-Electric, Single, Black
094707-03-701 Plug-4-Way-Packard
094707-04-700 Control Unit w/Override
094707-04-701 Motor w/Screws f/IMGL Steps
094707-04-702 Cotter Pin-w/Clevis Pin
094707-04-703 Gear Box w/Linkage-Curved
094707-04-711 Kwiktest w/4-Way Pigtail
094708-06-700 Frame w/Sgl. Step, 28RNF SRS
143709-01-701 Bumper-Black
143709-01-702 Tread/Non-Skid, 6" x 21", Black
094708-05-01A Step-Electric, Single, Black
088746-01-709 Frame w/Single Step
094707-03-701 Plug-4-Way, Packard
094707-04-700 Control Unit w/Override
094707-04-701 Motor w/Screws f/IMGL Steps
094707-04-702 Cotter Pin w/Clevis Pin
094708-05-700 Gear Box w/Linkage, Straight
088746-01-705 Light, Under Step
094707-04-711 Kwiktest w/4-Way Pigtail
094708-05-701 Frame w/Sgl. Step
143709-01-702 Tread/Non-Skid, 6" x 21", Black



Conversion Kits & Kwiktest


094707-04-710 Conversion Kit f/32 Series-9510 Control w/Integrated Motor. Kit Includes IMGL. Motor/Linkage/Control Unit/Pigtail/Hdwe.
094708-05-710 Conversion Kit f/28 Series-9510 Control w/Integrated Motor. Kit Includes IMGL. Motor/Linkage/Control Unit/Pigtail/Hdwe.
700815-01-000 Conversion Upgrade-KwikEE Level Best Manual To Auto-Includes Touch Pad w/Pressure Sensor
094707-04-711 Kwiktest f/Testing KwikEE Steps w/4-Way Pigtail



Floormats

Rubber. Gray

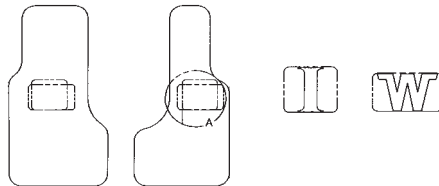
125780-01-000 Mat-Floor, Frt. RH "W" Ford
125780-02-000 Mat-Floor, Frt. LH "W" Ford
125780-03-000 Mat-Floor, Frt. RH "T" Ford
125780-04-000 Mat-Floor, Frt. LH "T" Ford



Rialta Floormats

Rubber.

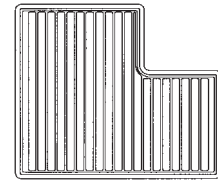
115381-01-01A Mat-Floor, Driver (Gray/Black)
115381-02-01A Mat-Floor, Passenger (Gray/Black)



Floormats

Rubber. Gray with silver lettering.


124182-01-01A Mat-Floor, RH W Chevy
124182-02-01A Mat-Floor, Front LH W Chevy
124182-03-01A Mat-Floor, Front RH I Chevy
124182-04-01A Mat-Floor, Front LH I Chevy



Floormats

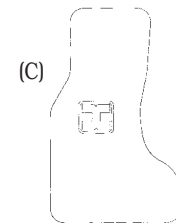
Rubber. Black.

108152-03-000 Mat-Floor, LH



Anti-Slip Mat

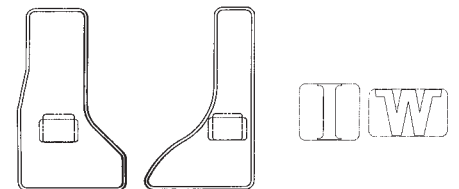
102569-05-000 Mat, Anti-Slip



Floormats


With Winnebago or Itasca imprint. Rubber

(A) 081075-01-000 Winnebago 25-3/4" x 10-1/4", Gray
(A) 081075-04-000 Itasca, 25-3/4" x 10-1/4", Gray (Not Shown)
(B) 081202-01-000 Winnebago, 14" x 24", Gray
(C) 083219-03-000 Itasca, Brown/Tan Letters



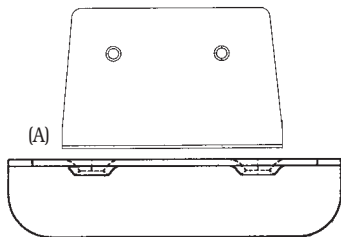
Floormats

155266-03-01A Mat-Floor, Front Passenger "T" Ford, Pebble Brown
155266-04-01A Mat-Floor, Front Driver "T" Ford, Pebble Brown
155266-05-01A Mat-Floor, Set "W" Ford, Pebble Brown/Black
155266-06-01A Mat-Floor, Set "T" Ford, Pebble Brown/Black



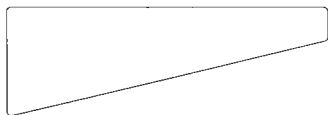
Rubber Step Tread

- 133114-01-01A Tread-Step/Rubber, 29.3" x 10.1", Taupe
- 133114-01-03A Tread-Step/Rubber, 29.3" x 10.1", Taupe
- 133114-02-01A Tread-Step/Rubber w/Lip, 28.5" x 9.8", Taupe
- 133114-02-03A Tread-Step/Rubber w/Lip, 28.5" x 9.8", Gray
- 133114-03-01A Tread-Step/Rubber, 27.1" x 10.1", Taupe
- 133114-03-02A Tread-Step/Rubber, 27.1" x 10.1", Blue
- 133114-03-03A Tread-Step/Rubber, 27.1" x 10.1", Gray
- 133114-04-02A Tread-Step/Rubber w/Lip, 27.1" x 9.8", Blue
- 133114-04-03A Tread-Step/Rubber w/Lip, 27.1" x 9.8", Gray
- 133114-05-01A Tread-Step/Rubber, 23" x 10.1", Taupe
- 133114-06-01A Tread-Step/Rubber w/Lip, 29.3" x 9.8", Taupe
- 133114-07-01A Tread-Step/Rubber w/Lip, 26.3" x 9.4", Taupe
- 133114-08-01A Tread-Step/Rubber w/Lip, 26.3" x 1.6", Taupe
- 133114-08-03A Tread-Step/Rubber w/Lip, 26.3" x 1.6", Gray



Rubber Step Tread

- (A) 154383-01-04B Tread/Step Driver, Black
- (B) 154383-02-04B Tread/Step Driver, Black



Anti-Slip Mat

- 146515-01-01A Mat, Anti-Slip, RH, Blk
- 146515-02-01A Mat, Anti-Slip, LH, Blk
- 146515-03-01A Mat, Anti-Slip, RH, Blk, Fiber
- 146515-04-01A Mat, Anti-Slip, LH, Blk, Fiber


(Not Shown)

Trunk Liner Carpet

- 093486-01-000 Carpet-Compartment, 72" Wide, Dark Gray


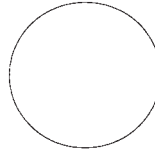
Non-Skid Pad

- 122717-06-01A Pad-Non-Skid, PSA 5" Wide



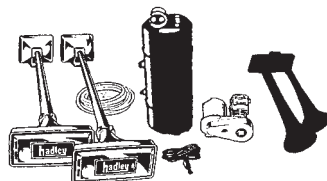
Non-Skid Pad

- 122717-01-01A Pad-Non-Skid, 4" Diameter Round



Step Tread

- 10.7" x 26.3"
- 147781-01-01A Tread-Step, Rubber-Taupe
- 147781-01-02A Tread-Step, Rubber, Blue
- 147781-01-03A Tread-Step, Rubber, Gray



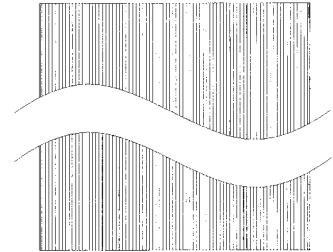
Air Horn Kit

Heavy duty chrome rectangular 29" x 26". 133 decibel horns can be heard up to 1 mile away. Includes: horns, air compressor, air reservoir, installation hardware and instructions.

- 077497-01-000 Horn Kit (Pce. Parts Only)
- 077497-01-700 Air Tank Solenoid
- 077497-01-701 Compressor Switch
- 077497-01-702 Toggle Switch w/Wire
- 077497-01-703 Air Tank
- 077497-01-704 Compressor w/Direct Drive Motor & Retrofit Kit
- 077497-02-000 50' Coiled Hose
- 077497-03-000 Air Pressure Gauge & Hose Fittings Kit
- 077497-01-714 Valve Repair Kit w/o Head
- 077497-05-000 Compressor/Tank/Solenoid Kit (Pce. Parts Only)
- 108357-05-000 Switch, Rocker SPDT On/None/On
- 108356-01-01A Actuator Switch, Grooves III
- 096241-03-000 Switch Blank
- 077497-06-000 Horn, Air, Chrome, Twin, w/ Fittings & Bracket
- 077497-08-000 Horn, Air, Black, Twin, Short, Horns Only
- 077497-10-000 Compressor/Tank/Solenoid Kit
- 077497-10-700 Compressor/Direct Drv. - Universal
- 077497-01-700 Air Tank Solenoid
- 077497-01-703 Air Tank
- 077497-09-000 Tank-Air & Solenoid Kit
- 077497-11-000 Solenoid-Horn, Remote Mount
- The -06 and -08 require the -02, -03 & -10 to make it complete.**

Step Tread

- 163252-01-01A Tread-Step/Running Board, 32.2"




Slideout Cover

- 145181-01-000 Cover-Slideout-Pleated, 72.9" H x 21.9" W
- 145181-02-000 Cover-Slideout-Pleated, 68.5" H x 21.9" W

Rubber Flooring

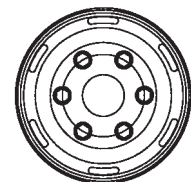
- 164616-02-01A Flooring/Rubber, 22.1" x 1.1", Black
- 164616-03-01A Flooring/Rubber, 17.7" x 1.1", Black

Alcoa Polished Aluminum Wheel Pce. Parts



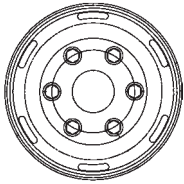
Alcoa forged aluminum wheels from the same technology used to build wheels for jumbo jets and heavy trucks. Strong, reliable one-piece forging.

- 051377-01-000 Valve Stem Assembly



Liner Wheel

- 154970-02-000 Liner-Wheel
- 154970-02-700 Cover/Wheel-Front w/Lug Covers
- 154970-02-701 Liner/Wheel-Rear w/o Hub Cover
- 154970-02-702 Cap/Center Hub/RR w/Lug Covers
- 154970-02-703 Decal/Center Cap 2"-Pair & Tool



Dicor Wheel Cover


154970-01-700 Cover/Wheel (1 Ea.), 16"




Dicor Wheel Covers

109443-01-000 Wheel Cover, GM 19.5" (Shown) 10 Lug (Chevy Chassis) Pce. Parts Only
 109443-01-700 Cover-Wheel, 19.5" Frt./RR, 1 Only
 109443-01-701 Bracket-Ret. Frt. Wheel
 109443-01-702 Bracket-Ret. Rear Wheel
 109443-01-703 Cap-Center, Hub-Dicor
 109443-01-704 Clip-Retainer
 109443-03-000 Wheel Cover Set, Oshkosh 19.5" (Set Of 4) (Pce. Parts Only)
 109443-01-700 Cover-Wheel, 19.5" Frt./RR, 1 Only
 109443-01-703 Cap-Center, Hub-Dicor
 109443-03-700 Bracket-Ret. Front, 1 Only, OshKosh/John Deere
 109443-03-701 Bracket-Ret. Rear, 1 Only
 109443-04-000 Wheel Cover Set/4, 19.5" f/Spartan & Freightliner Chassis f/Accuride #28853
 109443-01-700 Cover-Wheel, 19.5" Frt./RR, 1 Only
 109443-01-703 Cap-Center, Hub-Dicor
 109443-03-701 Bracket-Ret. Rear, 1 Only
 109443-04-700 Bracket-Ret. Front Set, 1 Only, Oshkosh Only
 109443-05-000 Wheel Cover Set-GM 16" Stainless Steel/8 Lug/4 Covers
 098532-01-700 Cover-Fake Lug Nut (Plastic)
 109443-05-700 Wheel Cover-16" SST, 1 Only
 109443-06-000 Wheel Cover Set-GM/WH 19.5" w/Long Studs/4 Covers
 109443-01-700 Cover-Wheel, 19.5" Frt./RR, 1 Only
 109443-01-701 Bracket-Ret. Frt. Wheel
 109443-01-703 Cap-Center, Hub-Dicor
 109443-01-704 Clip-Retainer
 109443-06-701 Bracket-Retention, Rear, 1 Set, Chevy
 098532-01-700 Cover-Fake Lug Nut (Plastic)
 109443-01-703 Cap-Center, Hub-Dicor
 109443-07-700 Cover/Wheel-Front/Rear w/8 Lug Covers w/o Center Cap
 109443-07-701 Bracket Set Front 1 Ea.=1 Set
 109443-07-702 Bracket Set Rear 1 Ea.=1 Set
 109443-07-703 Jamb Nut (Thin Wall) 14mm
 109443-08-000 Wheel Cover Set, '03 Ford F53 19.5" (1 Set=4 Covers) (Used From 4/15/03)
 109443-01-703 Cap-Center, Hub-Dicor
 109443-07-700 Cover/Wheel-Front/Rear w/8 Lug Covers w/o Center Cap
 109443-08-700 Bracket-Retention, Front 1 Ea.=1 Set
 109443-08-701 Bracket-Retention, Rear 1 Ea.-1 Set


Kaper II Wheel Liners




(A) 19.5 GM 10 Lug
 091209-01-000 Kit 19.5 GM Set of 4
 091209-01-700 Liner-Wheel Frt. 10 Lug
 091209-01-701 Liner-Wheel RR 10 Lug
 091209-01-702 Cover Axle, Frt. 19.5 10 Lug
 091209-01-703 Cover Axle Rear, 19.5 10 Lug
 091209-01-704 Cover Jamb Nut w/o Flange



(B) 16.0 Ford 10 Lug
 091209-08-000 Liner-Wheel, Set/4 F53 Over Lug (Pce. Parts Only)
 091209-14-000 Liner-Wheel, Set/4 F53/1 Pc. 16" (Pce. Parts Only)
 091209-01-704 Cover-Jamb Nut w/o Flange
 091209-08-706 Nut-Flat .500 9/16 Stud
 091209-10-704 Nut Jamb, Short, Front & Tag
 091209-13-705 Liner-Front Wheel 19.5" w/SST Nut Covers
 091209-13-706 Liner-Rear Wheel w/SST Nut Covers



(C) 22.5 Wheel Liner
 091209-12-000 Liner-Wheel, Set/4 22.5 x 10 BC (Pce. Parts Only)
 091209-12-704 Cover-Jamb Nut, 1-1/2"



(D) 19.5" Wheel Liner (Ford/Chevy)
 091209-13-000 Liner-Wheel, Set/4 19.5" (Pce. Parts Only)
 091209-13-700 Nut, Jamb, 20M, Frt. & Rear
 091209-16-000 Nut-Jamb, 22mm x 30mm Hex (For front wheels only)
Use 091209-16-000 if last 6 digits of VIN# are 016820 to 016869
 091209-13-705 Liner-Wheel, Frt. (SS Nut Cvr.)
 091209-13-706 Liner-Wheel, RR (SS Nut Cvr.)
 091209-13-708 Cap-Center, Stainless Steel
 091209-13-709 Tool/Jamb Nut (ULT G-ULTI)
 134609-02-700 Cover-Jamb Nut, 1-3/4" Deep
 134609-02-701 Cover-Jamb Nut, 2" Deep



(E) 16.0 GM & Ford 8 Lug Snap Ring Style
 091209-05-000 Kit 16.0 GM & Ford Set of 4, 8 Lug
 091209-05-700 Liner-Wheel Front, 8 Lug
 091209-05-701 Liner-Wheel Rear, 8 Lug
 091209-03-702 Cover Axle Front, 8 Lug, 16.0 & 16.5
 091209-03-703 Cover Axle Rear, 8 Lug, 16.0 & 16.5
 091209-03-704 Ring Snap, 16.0 & 16.5

16.0 Ford 8 Over Lug (8 Slots) (Not Shown)
 091209-11-000 Liner-Wheel, Set 4 E350 92-Liner 16" (Pce. Parts Only)*
 091209-01-704 Cover-Jamb Nut w/o Flange
 091209-10-706 Gasket-Rubber, Front Axle
 091209-08-706 Nut-Jamb .500, 9/16" Stud

16.0 Ford 8 Over Lug (Not Shown)
 091209-10-000 Liner-Wheel, Set 4 (Pce. Parts Only) 16"
 091209-01-704 Cover-Jamb Nut w/o Flange
 091209-10-704 Nut-Jamb, Short Front & Tag
 091209-10-706 Gasket-Rubber, Front Axle

19.5 John Deere 6 Lug Snap Ring Style (Not Shown) (Pce. Parts Only)
 086271-01-705 Cover-Jamb Nut 19.5 6 Lug

16" Wheel Liner F53 Set/2 (Not Shown) (Pce. Parts Only)
 091209-15-000 Liner-Wheel, set/2 F53/1 PC 16" (Pce. Parts Only)
 091209-01-704 Cover-Jamb Nut w/o Flange
 091209-08-706 Nut-Jamb .500, 9/16" Stud



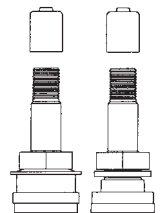
Valve Stem Extension

(A) 095012-05-000 Extension-Valve Stem, Live 5"
 (A) 095012-10-000 Extension-Valve Stem, Live 8.5"
 (B) 095012-04-000 Stabilizer, Valve Extension
 (B) 095012-08-000 Stabilizer, Valve Extension 4.7"
 (C) 095012-06-000 Stabilizer, Valve Extension, Live, 2"

*Not available from Winnebago due to valve stem problems.

Valve Stem

155645-01-000 Valve Stem, 1.25"



**Dicor Wheel Liners
19.5" V1950S**

- 110435-01-000 Liner Wheel Set 4, 19.5, 6 Lug, 2 Hand Holes
- 110435-05-711 Lug Nut Cover
- 110435-01-701 Liner Wheel Front
- 110435-01-702 Liner Wheel Rear
- 110435-01-703 Stud Extender 1-1/8" Lt. Rear
- 110435-01-704 Stud Extender 1-1/8" Rt. Rear
- 110435-01-706 Jamb Nut 1-1/2" x 1-1/16" Rt. Rear
- 110435-01-707 Jamb Nut 1-1/2" x 1-1/16" Lt. Rear
- 110435-01-708 Jamb Nut 1-1/2" x 3/4" Rt. Front
- 110435-01-709 Jamb Nut 1-1/2" x 3/4" LH Front
- 110435-01-710 Cap-Center, 4" Dia.
- 110435-01-711 Decal-Center Cap, 2"
- 110435-05-712 Tool/Jamb Nut Ext. (19.5/22.5)

16" V160F2 Wheel Liner

- 110435-02-000 Liner Wheel, Set/4, 16", 8 Lug, 8 Hand Holes (Pce. Parts Only)
- 110435-02-700 Liner Wheel, Front
- 110435-02-701 Liner Wheel, Rear
- 110435-02-702 Stud Extender
- 110435-02-703 Nut/Jamb
- 110435-02-704 Lug Nut Cover
- 110435-02-705 Tool F/Jamb Nut Installation
- 110435-01-711 Decal-Center Cap, 2"

19.5" V195JO Wheel Liner

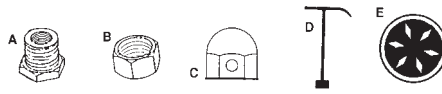
- 110435-03-000 Liner Wheel Set 4, 19.5, 6 Lug, 6 Hand Holes (Pce. Parts Only)
- 110435-05-711 Cover-Lug Nut
- 110435-01-706 Nut-Jamb 1-1/2" x 1-1/16" RH Rear
- 110435-01-707 Nut-Jamb 1-1/2" x 1-1/16" LH Rear
- 110435-01-708 Nut-Jamb 1-1/2" x 3/4" RH Front
- 110435-01-709 Nut-Jamb 1-1/2" x 3/4" LH Front
- 110435-01-711 Decal, Center Cap, 2"
- 110435-05-712 Tool/Jamb Nut Ext. (19.5/22.5)

**22.5" SL-2827-30
Wheel Liner**

- 110435-04-000 Liner-Wheel, Set 4, 22.5", 8 Lug, 4 Hand Holes (Pce. Parts Only)
- 110435-04-701 Liner-Wheel, Rear
- 110435-04-703 Cap-Center, Pop Out 4.25
- 110435-04-704 Cover, Jamb Nut 38 mm
- 110435-04-705 Decal, Center Hub, 2-3/4"

**22.5" V22508 (OL)
Wheel Liner**

- 110435-05-000 Liner-Wheel Set 4, 22.5", 8 Lug, 4 Hand Holes (Pce. Parts Only)
- 110435-05-700 Cap-Center, Pop-Out
- 110435-05-701 Liner-Wheel, Front
- 110435-05-702 Cover-Hub Front
- 110435-05-703 Liner-Wheel, Rear
- 110435-05-704 Cover-Hub, Rear
- 110435-05-705 Stud Extender-3/4" Left Frt.
- 110435-05-709 Nut-Jamb, Left
- 110435-05-710 Nut-Jamb, Right
- 110435-05-711 Cover-f/Stud Extender-Jamb Nut
- 110435-05-712 Tool/Jamb Nut Ext. (19.5/22.5)
- 110435-04-705 Decal, Center Hub, 2-3/4"



Wheel Liner Accessories

- (A) 110435-02-702 Stud Extender
- (B) 110435-02-703 Nut/Jamb
- (C) 110435-02-704 Cover-Jamb Nut
- (D) 110435-02-705 Tool f/Jamb Nut Installation
- (E) 110435-01-711 Decal, Center Cap, 2"

**19.5" V195P5 (OL)
Wheel Liner**

- 110435-06-000 Liner-Wheel, Set 4, 19.5", 10 Lug, 5 Hand Holes (Pce. Parts Only)
- 110435-02-703 Nut/Jamb
- 110435-02-704 Cover-Jamb Nut
- 110435-02-705 Tool f/Jamb Nut, Installation
- 110435-06-700 Liner-Wheel, Front
- 110435-06-701 Liner-Wheel, Rear
- (A) 110435-06-702 Bracket-Bridge
- (B) 110435-06-703 Nut-Jamb, Bridge Brkt.
- 110435-06-704 Stud Extenders-P30
- 110435-01-711 Decal-Center Cap 2"

110435-06-000 requires "long" rear wheel studs. The advantage of the new liner is installation without lug nut removal, attachment with jamb nuts, and nut covers only need to be installed on jamb nuts. Do not use 110435-06-000 wheel liner/simulator on any early 1996 or prior P-30 19.5" wheel chassis unless at least five full threads are available extending through the lug nut. Earlier '96 and prior chassis (two extending threads or 1/8" typical) use 091209-01-000. 091209-01-000 will work on long stud chassis also.

**19.5" V195P5-RAS (OL)
Wheel Liner**

- 110435-07-000 Liner-Wheel, Set 2, RR19.5 96P (Pce. Parts Only)
- 110435-01-711 Decal-Center Cap 2"
- 110435-02-703 Nut/Jamb
- 110435-02-704 Cover-Jamb Nut
- 110435-02-705 Tool f/Jamb Nut Installation
- 110435-06-701 Liner-Wheel, Rear
- 110435-06-704 Stud, Extenders-P30

**16" V160SD (OL)
Wheel Liner**

- 110435-08-000 Liner-Wheel, Set 4, 16" F53 Ford, Dicor, 10 Lug, 4 Hand Holes
- 110435-02-702 Stud Extender
- 110435-02-703 Nut/Jamb
- 110435-02-704 Cover-Jamb Nut
- 110435-02-705 Tool f/Jamb Nut, Installation
- 110435-08-700 Liner-Wheel, Front
- 110435-08-701 Liner-Wheel, Rear
- 110435-01-711 Decal-Center Cap, 2"

16" V160SD-R52 Wheel Liner

- 110435-09-000 Liner-Wheel, Set 2, RR16", 10 Lug, 4 Hand Holes (Pce. Parts Only)
- 110435-02-702 Stud Extender
- 110435-02-703 Nut/Jamb
- 110435-02-704 Cover-Jamb Nut
- 110435-02-705 Tool f/Jamb Nut, Installation
- 110435-08-701 Liner-Wheel, Rear
- 110435-01-711 Decal-Center Cap, 2"

19.5" V19580 Wheel Liner

- 110435-12-000 Liner-Wheel, Set 4, 19.5/V19580 (XC21), 8 Lug, 4 Hand Holes
- 110435-05-700 Cap-Center, Pop-Out
- 110435-05-711 Cover-Jamb Nut
- 110435-05-712 Tool Jamb Nut Ext.(19.5/22.5) Installation
- 110435-12-700 Wheel Liner-Front Wheel
- 110435-12-701 Wheel Liner-Rear Wheel
- 110435-12-702 Jamb Nut-20mm
- 110435-04-705 Decal, Center Hub, 2-3/4"

16" V160F7 Dicor Wheel Liner

- 110435-13-000 Liner-Wheel, Set 4, E350, V160F7, 8 Lugs, 8 Hand Holes
- 110435-13-700 Liner-Wheel, Front
- 110435-10-705 Installation Tool
- 110435-13-701 Wheel Liner-Rear
- 110435-13-702 Cover-Jamb Nut, 9/16"
- 110435-01-711 Decal, Center Cap, 2"



19.5" V195F96 Wheel Liner

- 110435-14-000 Liner-Wheel, Set 4, 19.5, 8 Lugs, 5 Hand Holes (Pce. Parts Only)
- 110435-14-700 Liner-Wheel, Front
- 110435-14-701 Liner-Wheel, Rear
- 110435-15-702 Cover-Jamb Nut
- 110435-10-705 Tool-Jamb Nut Installation
- 110435-04-705 Decal, Center Hub, 2-3/4"

19.5" V195F9 Wheel Liner

- 110435-15-000 Liner-Wheel, Set 4, 19.5, 8 Lug, 5 Hand Holes
- 110435-10-705 Tool-Jamb Nut Installation
- 110435-15-700 Liner-Wheel Front
- 110435-15-701 Liner-Wheel, Rear
- 110435-15-702 Cover-Jamb Nut
- 110435-04-705 Decal, Center Hub, 2-3/4"
- 110435-20-700 Jamb Nut w/Cover

22.5" V22580 Wheel Liner

- 110435-16-000 Liner-Wheel, Set 4, 22.5, 8 Lugs, 4 Hand Holes (Pce. Parts Only)
- 110435-05-700 Cap-Center, Pop-Out
- 110435-05-710 Nut-Jamb f/Stud Extender
- 110435-05-711 Cover, Jamb Nut
- 110435-05-712 Tool Jamb Nut Ext.(19.5/22.5) Installation
- 110435-16-702 Liner-Rear, Wheel
- 110435-16-703 Hub Cover-Rear
- 110435-16-704 Stud Extender-20mm
- 110435-01-711 Decal, Center Cap 2"

22.5" V22515 Wheel Liner

- 110435-17-000 Liner-Wheel, Set 4, 22.5, 10 Lugs, 5 Hand Holes (Pce. Parts Only)
- 110435-04-705 Decal

CONTINUED NEXT PAGE

ACCESSORIES & MISC.

22.5" V22515 CONTINUED

110435-05-700 Cap-Center, Pop-Out 4-1/2"
 110435-05-710 Nut-Jamb f/Stud Extender
 110435-05-711 Cover-Jamb Nut
 110435-05-712 Tool- Jamb Nut (19.5/22.5)
 Installation
 110435-17-701 Cover-Hub, Front, w/o Decal w/1-3/8" Jamb Nut Hole
 110435-17-704 Stud Extender, 22mm
 110435-17-705 Cover/Front Hub, New Style w/o Decal w/ 3/4" Jamb Nut Hole
 110435-17-706 Cover/Rear Hub-New Style
 110435-17-707 Tool/Jamb Nut Stud Ext.
 110435-17-708 Stud-Ext. 22 m, Tube Style
 110435-17-709 Jamb Nut-Use w/No Stud Ext. System
 145580-01-700 Liner-Wheel Frt., 22.5" 10-Lug
 145580-01-701 Liner-Wheel RR/22.5", 10-Lug
 145580-01-702 Nut/Jamb w/Chrome, 22 mm



19.5" V195P7 Wheel Liner

110435-10-000 Liner, Wheel, Set 4, 19.5" 97P30
 110435-10-700 Liner, Wheel, Front 1 Pce. 5 Lug 5 Hand Holes
 110435-10-701 Liner, Wheel, Rear 1 Pce. 10 Lug 5 Hand Holes

- (A) 110435-10-702 Jamb Nut, Jamb Nut Cover Combination
 (B) 110435-10-703 Stud, Plastic w/SS Nut Cover
 (C) 110435-10-704 Nut, Plastic w/SST Nut Cover
 (D) 110435-10-705 Tool-Jamb Nut Installation

19.5" V195P7-RAS Wheel Liner

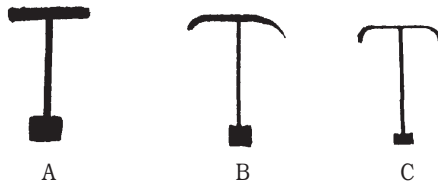
110435-11-000 Liner, Wheel, Set 2, RR 19.5" 97P, 10 Lug, 5 Hand Holes
 110435-10-701 Liner-Wheel, Rear-1 Pce.
 110435-10-702 Cover-Lug Nut w/Steel
 110435-10-703 Stud-Plastic
 110435-10-704 Nut-Plastic w/SS Nut Cover
 110435-10-705 Tool-Jamb Nut Installation
 110435-01-711 Decal, Center Cap 2"

22.5" V22580 Wheel Liner

110435-18-000 Liner, Wheel, Set 4, 22.5" (Pce. Parts Only)
 110435-04-704 Cover-Jamb Nut, 38mm
 110435-04-705 Decal, Center Hub 2 3/4" Diamond
 110435-05-700 Cap-Center, 4.50"D w/o Decal
 110435-05-710 Nut/Jamb/Stud Extender
 110435-05-711 Cover-Jamb Nut
 110435-05-712 Tool/Jamb Nut Extender (19.5/22.5)
 110435-16-702 Liner-Rear-Wheel
 110435-16-703 Hub Cover-Rear w/o Decal
 110435-17-704 Stud Extender w/Hex Head

19.5" V19582 Wheel Liner

110435-19-000 Liner, Wheel, Set 4, 19.5"
 110435-04-705 Decal, Center Hub 2 3/4" Diamond
 110435-05-700 Cap-Center, 4.50"D w/o Decal
 110435-05-711 Cover-Lug Nut
 110435-05-712 Tool/Jamb Nut Extender (19.5/22.5)
 110435-12-700 Wheel Liner-Front Wheel
 110435-17-701 Cover-Hub Frt/Old w/o Decal
 110435-19-700 Liner-Rear w/Sm RHC-208MM
 110435-19-702 Bar/Cheater f/Installation Tool



Jamb Nut Tools

- (A) 110435-05-712 Tool/Jamb Nut-Extender w/Hex
 (B) 110435-02-705 Tool for Jamb Nut Installation
 (C) 110435-10-705 Tool-Installation

Jamb Nut Tool

091209-13-709 Tool/Jamb Nut/ULTG-ULTI's

19.5" Wheel Liner V195F9M

110435-20-000 Liner, Wheel, 19.5", Set 4, 8 Bolt
 110435-02-704 Cover-Jamb Nut
 110435-04-705 Decal-Ctr. Hub, 2-3/4" Diamond
 110435-10-705 Tool/Jamb Nut Installation
 110435-15-700 Liner-Wheel-Front
 110435-15-701 Liner-Wheel-Rear
 110435-20-700 Jamb Nut w/Jamb Nut Cover
 110435-15-702 Jamb Nut w/Chrome Cover, Coarse SAE Thread

22.5" Wheel Liner V22582

110435-22-000 Liner, Wheel, 22.5" x 19.5", Set 4 (Pce. Parts Only)
 110435-04-705 Decal-Ctr. Hub, 2-3/4" Diamond
 110435-05-700 Cap-Center, 4.50" D w/o Decal
 110435-05-710 Nut-Jamb-f/Stud Extender
 110435-05-711 Cover-Jamb Nut
 110435-17-700 Liner-Wheel-Front
 110435-17-701 Cover-Hub Frt/Old-w/o Decal
 110435-17-702 Liner-Wheel-Rear
 110435-17-708 Stud Extender-Tube Style
 110435-22-701 Cover-Hub (Rear), w/o Popout
 110435-22-702 Tool-Installation

Wheel Liner FL60-59

110435-23-000 Liner-Wheel (Set/4) 4 Oval Holes
 110435-01-711 Decal-Center Cap, 2"
 110435-23-700 Cover/Wheel, Front, 1 Only
 110435-23-701 Cover/Wheel, Rear, 1 Only

19.5" Wheel Liners Set of 4

134609-01-000 Liner-Wheel, Set 4, 19.5 (Pce. Parts Only)
 134609-01-701 Liner-Simulator, Rear
 134609-01-702 Lug-Jamb Nut Cover Tall/Rear
 134609-01-703 Lug-Jamb Nut Cover Short/Front
 134609-01-704 Lug-Jamb Nut Cover-Plastic Jamb
 134609-01-705 Extender Stud-Plastic, Blk.
 134609-01-708 Tool-Nut Cover Removal
 134609-01-706 Tool f/Removal Extender & Jamb Nut

19.5" Wheel Liners

134609-02-000 Liner-Wheel, Set 4 19.5" (Pce. Parts Only)
 091209-13-705 Liner-Wheel, Frt. 1.75" Nut Cover
 091209-13-706 Liner-Wheel, RR 1.75" Nut Cover
 091209-13-708 Cap-Center, Stainless Steel
 091209-13-709 Tool/Jamb Nut-ULTG/ULTI'S
 091209-16-000 Nut-Jamb, 22mm x 30mm Hex
 134609-02-700 Cover-Jamb Nut 1 3/4"
 134609-02-701 Cover-Lug Nut (2" Deep)
 134609-02-702 Liner-Wheel Frt. 2"
 134609-02-703 Liner-Wheel RR, Nut Covers, 2" Nut Covers
If 2" lug nut cover needed, order 134609-02-701.

Wheel Liner

134609-03-000 Liner-Wheel, Set 4, 22.5"
 134609-03-700 Liner-Simulator-Front
 134609-03-701 Liner-Simulator-Rear
 134609-03-702 Axle Cover-Front
 134609-03-704 Jamb Nut
 134609-03-705 Lug Nut Cover
 134609-03-706 Cap-Center (Stainless Steel)
 134609-03-707 Tool-Jamb Nut Removal

Wheel Liner

134609-04-000 Liner-Wheel, Set 4, 19.5" Maxion (Pce. Parts Only)
 134609-01-706 Tool f/Extender & Jamb Nut
 134609-04-700 Liner-Wheel-Front
 134609-04-701 Liner-Wheel-Rear
 134609-01-702 Lug/Jamb Nut Cover, Rear
 134609-01-705 Extender Stud-Black Plastic
 134609-01-704 Cover/Fake w/Plastic Jamb Nut
 134609-01-703 Lug/Jamb Nut Cvr., Short/Frt.

Wheel Liner

- 134609-05-000 Liner-Wheel, Set 4, 22.5" Maxion
- 134609-03-704 Jamb Nut
- 134609-03-705 Lug Nut Cover
- 134609-03-706 Cap-Center (Stainless Steel)
- 134609-03-707 Tool-Jamb Nut Removal
- 134609-05-700 Liner-Simulator-Front
- 134609-05-701 Liner-Simulator-Rear
- 134609-05-702 Axle Cover-Front
- 134609-05-703 Axle Cover-Rear
- 134609-05-704 Cap-Center, 5-1/4" Moon Shaped

Wheel Liner

- 144647-01-000 Liner-Wheel-Set 4, 16" GM
- 144647-01-700 Wheel Cover-Front-1 Pce.
- 144647-01-701 Wheel Cover-Rear-1 Pce.
- 110435-04-705 Decal-Center Hub, 2-3/4" Diamond

**22.5" V22501
Wheel Liner**

- 145580-01-000 Liner-Wheel, Set 4, 22.5", 10 Bolt
- 110435-04-705 Decal-Ctr Hub, 2-3/4" Diamond
- 110435-05-700 Cap-Center, 4.50"D w/o Decal
- 145580-01-700 Liner-Wheel Frt/22.5", 10 Lug
- 145580-01-701 Liner-Wheel RR/22.5", 10 Lug
- 145580-01-702 Cover-Lug Nut/Jamb Nut, 22M
- 145580-01-703 Tool-Installation

**22.5" V22569
Wheel Liner**

- 145580-02-000 Liner-Wheel, Set 4, 22.5", 8 Bolt
- 110435-04-705 Decal-Ctr Hub, 2-3/4" Diamond
- 110435-05-700 Cap-Center, 4.50"D w/o Decal
- 145580-01-702 Cover-Lug Nut/Jamb Nut, 22M
- 145580-01-703 Tool-Installation
- 145580-02-700 Liner-Wheel/Front-1 EA=1, w/Crt. Cap, w/o Decal
- 145580-02-701 Liner-Wheel/Rear -1 EA=1

**19.5" V19582
Wheel Liner**

- 145580-03-000 Liner-Wheel, Set 4, 19.5", 8 Bolt
- 110435-04-705 Decal-Ctr Hub, 2-3/4" Diamond
- 110435-05-700 Cap-Center, 4.50"D w/o Decal
- 110435-12-700 Liner-Wheel-Front
- 110435-12-701 Liner-Wheel-Rear
- 145580-01-702 Cover-Lug Nut/Jamb Nut, 22M
- 145580-01-703 Tool-Installation

**19.5" V195P72
Wheel Liner**

- 145580-04-000 Liner-Wheel, Set 4, 19.5", 10 Bolt
- 110435-04-705 Decal-Ctr Hub, 2-3/4" Diamond
- 110435-10-701 Liner-Wheel-Rear-1 Pc.
- 110435-10-702 Jamb Nut w/Jamb Nut Cover
- 110435-10-703 Stud-Plastic
- 110435-10-704 Cover-Lug Nut/Plastic JB Nut
- 110435-10-705 Tool/Jamb Nut Installation
- 145580-04-700 Liner-Wheel/Front

**22.5" V22587
Wheel Liner**

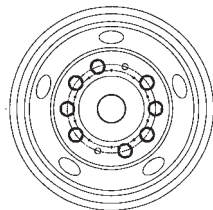
- 145580-05-000 Liner-Wheel, (4), 22.5", 10 Bolt
- 110435-04-705 Decal-Ctr Hub, 2-3/4" Diamond
- 110435-05-700 Cap-Center, 4.50"D w/o Decal
- 145580-01-702 Cover-Lug Nut/Jamb Nut, 22M
- 145580-01-703 Tool-Installation
- 145580-05-700 Liner-Wheel/Front-1EA=1
- 145580-05-701 Liner-Wheel/Rear-1EA=1

**19.5" V195W18
Wheel Liner**

- 145580-06-000 Liner-Wheel (Set of 4) 19.5", 10 Bolt
- 110435-04-705 Decal-Center Hub 2-3/4" Diamond
- 110435-10-702 Jamb Nut w/Jamb Nut Cover
- 110435-10-705 Tool/Jamb Nut Installation
- 145580-06-700 Liner-Wheel/Front-1 Ea.
- 145580-06-701 Liner-Wheel/Rear-1 Ea.


**22.5 V22553
Wheel Liner**

- 145580-07-000 Liner-Wheel (Set of 4) 22.5"
- 110435-05-700 Cap-Center, 4.5"D w/o Decal
- 110435-14-702 Decal-Center Cap-2 3/4"
- 145580-01-702 Cover-Lug Nut/Jamb Nut 22mm
- 145580-01-703 Tool-Installation
- 145580-07-700 Liner-Wheel/Front-1 Ea.
- 145580-07-701 Liner-Wheel/Rear-1 Ea.
- 145580-07-702 Spacer



**Dicor V195F6M
Wheel Liner**

- 154672-01-000 Liner-Wheel-Set/4, 19.5", 10 Bolt
- 110435-04-705 Decal-Center Hub 2-3/4" Diamond
- 110435-10-705 Tool/Jamb Nut Installation
- 110435-20-700 Jamb Nut w/Cover, Metric
- 154672-01-700 Liner, Wheel-Front
- 154672-01-701 Liner, Wheel-Rear



Aluminum Wheel Covers

Will not rust, 16" and 16.5" are push on. 19.5 uses retention brackets and center cap. 19.5" works on John Deere or Chevy.

- 083181-01-700 Cover-Wheel 16", 1 Only, 8 Lug
 - 083181-03-700 Cover-Wheel 19.5" 10 Lug (1) Only**
 - 083181-10-700 JD Retainer Ft. (1) Only 19.5"
 - 083181-12-701 Chevy Retainer RR (1) Only 19.5"
 - 083181-04-703 Center Cap, Chrome, Wheel Cover
 - 064082-02-000 Nut Retaining Wheel Cover**
- (* use together)



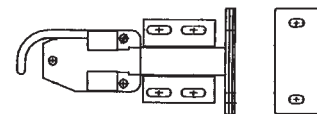
16" Wheel Cover

- 156797-01-000 Wheel-Aluminum/Front 16" x 6.5" 8 Bolt, Chevy
- 156797-02-000 Wheel-Aluminum/Rear 16" x 6.5", 8 Bolt, Chevy
- 156797-03-000 Cover/Hub-Front, Alum. Wheel (6.5" Bolt Circle)
- 156797-04-000 Cover/Hub-Rear, Alum. Wheel (6.5" Bolt Circle)



Nut Cover

- 149749-05-000 Cover-Nut, E450



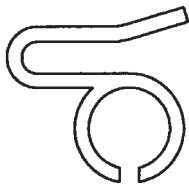
Bullet Latch

- 110529-01-000 Latch-Bullet, Screen Door

Windshield Sunscreen Kit


(Not Shown)

- 157357-01-000 Kit-Sunscreen, Windshield, Complete (Kit Includes 3 Pce. Interior Track, Screen, Storage Bag, 1 Tube Primer, Customer Care Sheet)



Track


157357-02-000 Track-Sunscreen/Windshield, 96"



Shade Assembly

Charcoal mesh.

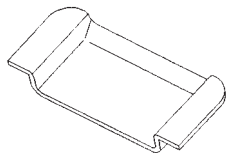
- 126841-01-000 Shade Asm. Pull 45" x 60"
- 126841-02-000 Shade Asm. Pull 34" x 60"
- 126841-03-000 Shade Asm. Pull 40.3" x 60"
- 126841-04-000 Shade Asm. Pull 30.3" x 60"
- 084755-98-000 Shade Asm. Pull 23.8" x 60"
- 126841-07-000 Shade Asm. 43" x 60"
- 084434-01-000 Mtg. Bracket
- 126841-09-000 Shade Asm. Pull, 40.25" x 60"
- 128913-15-700 Rollup Screen Kit



Sunvisor

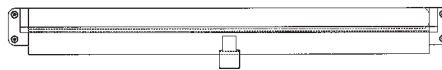
22.7" x 9.6"

123450-02-01A Sunvisor Asm. w/Double Pullouts, LH



Pocket Visor

151497-01-01A Pocket-Visor, Plastic, Brt. Wht.



Screen Door Shade

- 144628-01-01A Shade-Screen Door, 15.7" x 15.7" Off White
- 144628-02-01A Shade-Screen Door, 23" x 33.4", Brt. Wht.
- 144628-03-01A Shade-Screen Door, 20.3" x 33.4", Brt. Wht.
- 144628-02-02A Shade-Screen Door, 23" x 33.4", Black
- 144628-04-01A Shade-Screen Door, 27.1" x 23.6", Brt. White/Taupe
- 144628-05-01A Shade-Screen Door, 19.7" x 39.3", Brt. Wht./Taupe
- 144628-03-02A Shade-Screen Door, 20.3 x 33.4", Black
- 144628-05-02A Shade-Screen Door, 19.7" x 39.3", Black



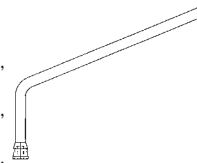
**Motorized Flexi-Visor
FLX-660**

The motorized roller blind features include a low voltage actuator motor to provide a smooth operation.

- 142380-01-01A Shade-Power, 25.8" x 19"
- 142380-02-01A Shade-Power, 41.2" x 19"
- 142380-03-01A Shade-Power, 27.8" x 22.8"
- 142380-04-01A Shade-Power, 27.5" x 13"
- 142380-05-01A Shade-Power, 43.2" x 13"
- 142380-06-01A Shade-Power, 49.1" x 13"
- 142380-07-01A Shade-Power, 25" x 13"
- 142380-08-01A Shade-Power, 37.5" x 19"

Lug Wrenches

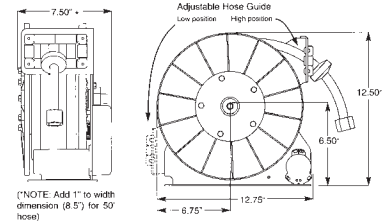

- 116209-01-000 Wrench-Lug, .75" (Shown)
- 112358-01-000 Wrench-Lug, 7/8" L-Shape
- 080208-03-000 Wrench-Lug, 1.5" x .8" Square John Deere
- 080208-04-000 Wrench-Lug, 1.2"/1.3" Sockets x 13.8" Oshkosh/Spartan
- 080208-06-000 Wrench-Lug, Deep 1" x 1.06" w/Deep Socket Ends



Jamb Nut Cover Tool

Aids in removing jamb nut covers from wheel simulators.

701158-01-000 Tool, Jamb Nut, Adjustable



**HoseMaster Water
Hose Retrieval
and Storage
System**



The HoseMaster water hose reel and storage system holds up to 50 feet of 1/2" hose, no "tug-of-war" during manual cable extension like with spring loaded reels, powered retraction-just push the button. Easy to install. Adjustable hose guide. 12 VDC, 18 lbs.

- 142675-01-01A Hose Reel/Water-Powered
- 142675-01-700 Switch Asm.-Hose Reel
- 142675-01-701 Hose Wheel Asm. w/35' Hose
- 142675-01-703 Motor w/ Drive Gear, 3" SLV f/Hose Master Water Reel

Bracket

(Not Shown)


145758-01-02B Bracket-Hose Reel-Water



Airmasters

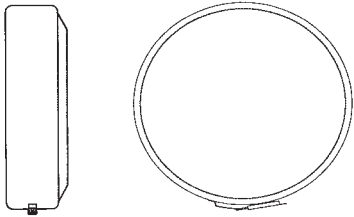
Stainless steel hoses and caps, brackets and easy to follow instructions. For dual wheel inflation. Will mount with or without wheel liner.

085741-01-700 Set of 4




Valve Stem Extension

- (A) 077030-05-000 Extension-Valve Stem, 95°
- (B) 077030-07-000 Extension-Valve Stem, 5.9"
- (C) 077030-08-000 Cap-Valve Stem
- (D) 077030-10-000 Extension-Valve, Metal .50"
- (E) 077030-01-000 Extension-Valve Stem 1.25"
- (F) 077030-11-000 Extension-Valve Stem, 6.5"



Spare Tire Cover Ring

149703-01-01A Ring-Spare Tire Cover
 149703-01-700 Cylinder-Lock/Cam/Clip, 2 Keys
 149703-02-01A Insert-Spare Tire Cover, White




Vinyl Tire Covers

117213-02-000 34" Off White

AC Line Monitor - Digital

Just plug into any three wire wall socket and read AC voltage and wiring indicators.
 701604-02-000



U-Bolt

14,500 & 16,000 Chev.
 Ford F-53
 698280-11-000 U-Bolt, 3/4" x 4" x 34"



InstaGone® Stain Remover

InstaGone® multi-purpose stain remover removes mold, mildew, water stains, nicotine, soot and much more. Works on acoustical ceiling tiles, popcorn ceilings, grout, masonry, vinyl cushions, exterior siding, caulking, gutters, plaster, stone, stucco, shower curtains, RV's, boats and more. No rubbing, no scrubbing, no wiping. Works in seconds. Contains spray bottle and 2 packets. Just add water.

698209-05-000 InstaGone® Stain Remover



Slide Asm.

135314-01-01A Slide-Dash Work Station-RH
 135314-02-01A Slide-Dash Work Station-LH



Spot Lifter

Removes grease stains, oil and most food spots. Leaves no ring. Use on wool, cotton, silk and synthetic goods. Non-oily, non-sticky, will not streak, lemon scented. 16 oz. can.
 801708-01-000 Spot Lifter Upholstery

AP 303 Protectant

Never buff or wax again. 303 restores original color and gloss to faded fiberglass without buffing. Keeps fiberglass looking showroom new with periodic spray on/wipe off applications, usually every 45 to 60 days of exposure. Uses ultraviolet screening technology developed for the aerospace industry. Beautifies and provides true UV protection for inflatables, vinyl, rubber, plexiglass, plastics, and sailcloth.



701004-01-000 8 Ounce Bottle
 701004-02-000 Gallon
 701004-03-000 Quart
 701004-04-000 16 oz. w/Trigger Sprayer

Mox

The Super Concentrated Biodegradable Multi-Purpose Cleaner

Mox's powerful blend of detergents, emulsifiers and wetting agents penetrate and loosen soils - then keep them in suspension for easy removal. MOX REMOVES: grease, blood stains, coffee, butter, tar, pet stains, lipstick, heel marks, cosmetic stains. USE MOX ON: walls, carpet, metals, tile, office equipment, machinery, chrome, floors, upholstery, on just about any surface.



701107-01-000 Mox-Quart



Floor Safe

Our Quick-N-EZ method for installing a safe allows the traveller to have peace of mind while leaving the vehicle unattended for several hours. Inside dimensions 8" x 8.5" x 6.5", outside dimensions 8.75" x 8.75" x 8.5", clear opening 7" x 7.5", 28 lbs. Excellent burglary protection. Drill resistant hardplate protecting both lock and bolt mechanism.
 137943-01-000 Safe-Steel



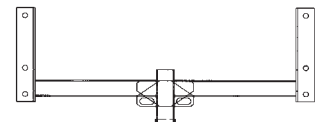
(A)



(B)

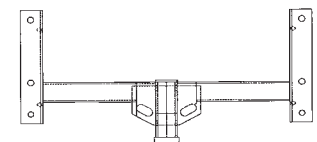
Motor Homes

(A) 701703-30-000 Toy, 2002 Adventurer, 1/50 Scale
 (B) 701703-31-000 Toy, 2002 Suncruiser, 1/50 Scale



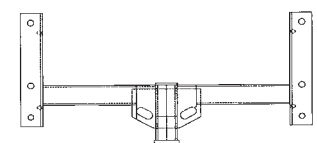
Drawbar Asm.

148064-01-000 Drawbar-Hitch Class III



Drawbar Asm.

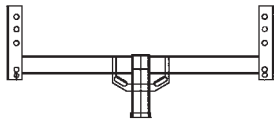
154054-01-01A Drawbar Asm. Hitch, Glass III, Black



Drawbar Asm.

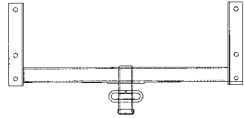
154054-05-01A Drawbar Asm. Hitch, Class II, Black

ACCESSORIES & MISC.



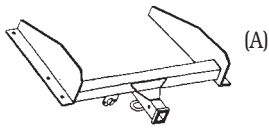
Hitch Receiver

154054-06-01A Hitch-Receiver-Bolt-On Class III, Black

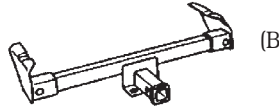


Drawbar Asm.

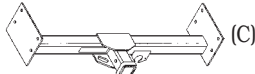
154054-02-01A Drawbar Asm. Hitch, Class III, Black



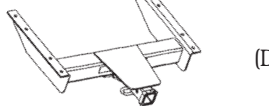
(A)



(B)



(C)



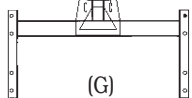
(D)



(E)



(F)



(G)

Drawbar Asm.

- (A) 130339-01-000 Drawbar Asm.-Hitch, Class II, Used up to 6/12/98, 3500 lbs.
- (B) 130339-08-000 Drawbar Asm.-Hitch, Class III, 5000 lbs.
- (B) 134016-01-01A Drawbar Asm.-Hitch, Class IV, 10000 lbs.
- (C) 130339-09-000 Drawbar Asm.-Hitch, Class III, 5000 lbs.
- (D) 134016-02-01A Drawbar -Hitch, Class IV
- (E) 130339-12-000 Drawbar-Hitch Class III
- (F) 134016-04-01A Drawbar Asm.-Hitch-Class III
- 130339-13-000 Drawbar-Hitch/Class II (Not Shown)
- (G) 134016-06-01A Hitch/Receiver, Class IV



Carbon Monoxide Alarm

KIDDE battery operated carbon monoxide alarm provides protection even during a power outage. Loud 85 decibel alarm alerts you if carbon monoxide levels become dangerous. Batteries included.

5.5" diameter x 1.4" depth.

701201-11-000 Carbon Monoxide Alarm



Carbon Monoxide Detector

Carbon Monoxide (CO) is an odorless, colorless, invisible, tasteless and non-irritating gas that is almost undetectable to your five senses. In many cases of carbon monoxide poisoning, people report feeling too sick or disoriented to exit the RV or to call for assistance. This detector will warn you when CO is present.

146126-01-01A Detector-CO Gas, 12V, White

Carbon Monoxide Detector Sensor

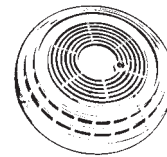
112320-04-000 Detector CO Sensor Assembly, Black Module



COSTAR Model 9RV

The carbon monoxide alarm is circular in design and is powered by a 9 volt alkaline battery. The unit includes a mounting plate, a tamper pin and the required screws and anchors for installation. The alarm uses a solid-state infrared technology system with a reservoir that does not require replacement. The unit is capable of operating from 32° F to 126° F (0° to 52° C) and within a relative humidity range of 15% to 95%. Alarm signals are both audible and visible. 10.5" x 10.5" x 5.0".

125136-02-000 Carbon Monoxide Alarm, 9RV



Smoke Detector

Smoke alarm with solid-state electronic circuitry powered by a 9-volt battery. With test button. 4-1/2" diameter x 2" deep.

072852-01-000 Smoke Detector, USA


072852-02-000 Smoke Detector w/Battery, CSA



FIREX Smoke Alarm

Smoke alarm with lighted power and alarm indicator, test button, false alarm control, separate mounting bracket for easy installation. Powered by Lithium 9-volt battery for fewer battery changes. 4" dia.

072852-03-000 Detector-Smoke



Bike Rack

This bike rack is designed to attach to an existing ladder on a recreational vehicle or van. Weighing just over two pounds, the rack safely holds two bikes. A well-engineered strap system holds the bikes securely in position, so that they are protected from damage. At the destination, the rack unhooks for easy storage. The rack is made of high-strength aluminum alloy, beautifully anodized for corrosion protection. Made in the USA.

701703-23-000 Bike Rack

Muffler Clamp & Tailpipe Hanger

(A)



(B)



(A) 007125-03-000 Muffler Clamp 1.50" ID

007125-04-000 Muffler Clamp 1.12" ID

007125-07-000 Muffler Clamp 2.50" ID

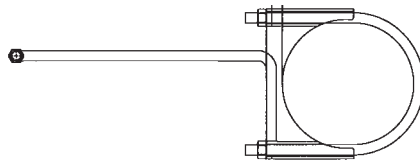
(B) 007131-01-000 Tailpipe Hanger



Trik-L-Start™

Ultra Trik-L-Start™ keeps your motorhome's chassis batteries fully charged, even when the engine isn't started for extended periods. Designed for both diesel and gasoline motorcoaches, it works by "stealing" power from your house battery charger to provide a maintenance charge for the chassis batteries. The gentle, tapered charge profile prevents over/undercharging, yet is powerful enough to handle dual chassis batteries with ease. Installation is quick and easy. Fully protected against reverse polarity and short circuits, the circuitry is epoxy-encapsulated inside a rugged, waterproof enclosure. Illustrated instructions and installation hardware included. 3.85"W x 2.08H x 0.90"D.

156431-01-000 Charger f/Chassis Battery, w/Instructions/Hdwe. Trik-L-Start-Ultra



Tailpipe

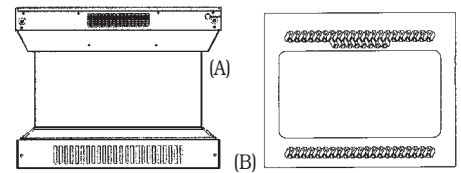
122392-19-02B Hanger-Tailpipe



Windshield Replacement Adhesive Kit

143813-03-000 Windshield Replacement Adhesive Kit, 227

Includes: 4-10.5 Oz. Cartridges of Silkaflex 255FC and 1-250 ML. Can Of Sika Aktivator Cleaner/Primer



Electric Fireplace

Easy to install - no gas line or venting required. Just plug it into a 120 volt outlet or hardwire to 120 or 240 volts. Heat circulating. 23" is 23"W x 12-5/8"H opening dimensions, 23-1/2"W x 18-1/4"H x 9-3/4"D. Rough framing dimensions. 26" is 26"W x 16"H opening dimensions - 26-1/2"W x 22-7/8"H x 9-3/4"D - rough framing dimensions.

- (A) 154506-01-01A Fireplace-Electric, 23" w/o Trim, Black
- 154506-02-01A Trim/Front, f/23" Fireplace, Black
- (B) 154506-03-01A Fireplace-Electric, 26" w/o Trim, Black
- 154506-04-01A Trim/Front-f/26" Fireplace, Black
- 154506-05-01A Trim/Front-Inner f/26" Fireplace, Stainless Steel
- 154506-01-700 Remote Control-Fireplace
- 154506-03-700 Control Board Asm.
- 154506-03-701 Motor
- 154506-03-702 Bracket- f/Motor
- 154506-03-703 Heater/Blower Asm.
- 154506-03-704 Grate
- 154506-03-705 Log Set
- 154506-03-706 Bulb-Halogen
- 154506-03-707 Flame Element
- 154506-03-708 Ember Bed
- 154506-03-709 Flame Decal-Reflective
- 154506-03-710 Acrylic Panel-Outer
- 154506-03-711 Lenticular Lens Panel-Inner
- 154506-03-712 Switch Asm.
- 154506-03-713 Thermostat
- 154506-03-714 Grommet-f/Flame Element

2008 WIT Tours Rallies & Caravans

- **Pasadena Rose Parade Rally**
Dec. 28, 2007-Jan. 2, 2008

- **Puerto Penasco, Mexico, Rally**
#1 Feb. 5-14; #2 Feb. 17-26; #3 Feb. 29-Mar. 9

- **Florida Sunshine Rally**
April 2-11

- **San Antonio Rally**
April 20-28

- **Renfro Valley Rally**
April 22-27

- **Branson Ozark Spring Rally**
May 11-17

- **Lewis & Clark Caravan**
May 20-June 23

- **Chesapeake Bay Caravan**
June 3-22

- **Chicago Rally**
June 11-18

- **Atlantic Canada Caravan**
June 16-Aug. 2

- **Heart of the Rockies Caravan**
June 20-July 10

- **Alaska & the Yukon Territories Caravan #1** June 19-July 26

- **Can. Rockies/Calgary Stampede**
June 25-July 9

- **Alaska & the Yukon Territories Caravan #2** July 24-Sept. 9

- **Grand Circle Caravan**
Sept. 4-30

- **New England Fall Caravan**
Sept. 10-Oct. 2

- **Niagara Falls Rally**
Sept. 11-16

- **Great River Road Caravan**
Sept. 22-Oct. 25

- **Washington, D.C., Rally**
Sept. 22-30

- **Albuquerque Balloon Fiesta**
Oct. 2-10

- **New York Fall Rally**
Oct. 3-10

- **Norsk Hostfest**
Oct. 7-12

- **Branson Christmas Rally**
Nov. 12-17



You must be a member of the Winnebago-Itasca Travelers Club to participate in these events.

For more information on WIT or to sign up for one of our rallies or caravans, call the WIT Office at 800-643-4892, ext. 1

Check us out on the Web at www.witclub.com, then select Caravans and Rallies from list at left.

• Events subject to change. • Dates noted are subject to change.



Winnebago-Itasca Travelers Club



*Exclusively for owners of Winnebago Industries RVs! Our purpose is to promote fellowship and fun; develop recreational, social and travel opportunities as an RVer. WIT furnishes members with benefits specially designed for owners of our company products. **PLUS**...an opportunity to purchase additional benefits at reduced rates.*

Services & Benefits

WIT CLUB NEWS...Every member of WIT receives the club publication 11 months a year. Non-WIT members pay a subscription fee of \$30/year. Each issue is chock full of the latest news concerning club and chapter activities, service tips from Winnebago Industries technical staff, WIT Tour opportunities, event schedules and many more too numerous to list!

CLUBS & CHAPTERS...More than 250 State Clubs and Local Chapters, located both in the U.S. and Canada, welcome you to join them and participate in their activities. Also, special interest clubs, such as full-timers, golfers, ham radio, military, computer and racing fans, invite you to join them.

GRAND NATIONAL RALLY...Each year, all WIT members are invited to attend the GNR held in Forest City, Iowa. You will see and enjoy top-name entertainment, seminars, vendors, craft sessions and a wide variety of programs.

MEMBER ID...New WIT members receive ID license plates.

CARAVANS & RALLIES...Rallies and Caravans are researched and developed exclusively for WIT members. More than 20 events a year are held in the contiguous U.S., Canada and Alaska.

MEMBERSHIP DIRECTORY...A directory of WIT members is published annually and sent out on request to members free of charge. It contains a complete listing of all members listed by name and by WIT number to help you identify each other during your travels. A current listing of WIT campgrounds offering a 10 percent discount is also included as well as the national WIT by laws.

TRIP ROUTING...WIT Trip Routing service provider supplies maps and travel information to help you reach your destination either by the quickest or most scenic route. **FAX: 928-505-1738 or PHONE: 877-801-0333.**

Discounts

ROADSIDE ASSISTANCE...This road service program provides no-limit towing, free emergency message service and more. **877-801-0333**

MOTOR HOME INSURANCE...A special motor home insurance policy on your coach includes a complete replacement for newer coaches, towing reimbursement and other features. **800-331-1520**

MEDICAL AIR TRANSPORTATION...Emergency medical air transportation service is available at rates exclusive to WIT members. This 24-hour service also includes return of your RV, minor child, pet and visitor transportation and more. **800-475-9633**

WINNEBAGO CUSTOMER SERVICE IN FOREST CITY, IA...Get a 10% discount on all parts and accessories. New and lapsed memberships have a 30-day waiting period.

WIT CAMPGROUNDS...A 10% discount at hundreds of enrolled campgrounds. See your annual membership directory for a complete list or on the website at www.winnebago.com, then select club/events for the WIT Club.

DISCOUNT HEALTHCARE...Program offers guaranteed lowest prices for maintenance medications, prescription glasses, hearing aids and non-prescription sunglasses; super savings and chiropractic and dental care, travel assistance and emergency services.

800-921-1104 Ext. 3

FLYING 'J' RV MEMBERSHIP CARD...Your ticket to discounts and amenities at Flying J's easy access travel plazas and fuel stops nationwide.

WIT Membership Application

Name: _____

Spouse/Companion: _____

Address: _____

City/State: _____

ZIP: _____

Phone (Home) _____

Coach Serial #: _____

Chassis Serial #: _____

New Membership

Renewal WIT # _____

Membership Sponsored by WIT #

(Not required) _____

Method of Payment (In U.S. funds only)

Personal check (payable to WIT)

VISA/MC/Discover

Card No. _____ - _____ - _____ - _____

Exp. date _____

Membership Fees

	New	Renewal
1 year	\$35	\$30
2 year	\$55	\$50
3 year	\$70	\$65
5 year	\$105	\$100

**Mail to WIT,
PO Box 268,
Forest City, IA
50436**

Owners Manuals

1967

001967-01-000 1967 Winnebago

1969

001969-01-000 1969 Winnebago

1970

001970-01-000 1970 Winnebago

1971

001971-01-000 1971 Winnebago

1972

001972-01-000 1972 Winnebago

001972-02-000 1972 Camp Coach

001972-03-000 1972 Travel Trailer

1973

001973-01-000 1973 Indian

001973-02-000 1973 Brave

001973-04-000 1973 Chieftain

001973-05-000 1973 Minnie Winnie

001973-06-000 1973 5th Wheel

001973-07-000 1973 Camp Coach

1974

001974-01-000 1974 Indian

001974-02-000 1974 Brave

001974-03-000 1974 Chieftain

001974-04-000 1974 Minnie Winnie

001974-05-000 1974 Winnie Wagon

001974-06-000 1974 5th Wheel

1975

001975-01-000 1975 Indian & Brave

001975-03-000 1975 Chieftain

001975-04-000 1975 Custom

001975-05-000 1975 Minnie Winnie

001975-08-000 1975 5th Wheel

001975-10-000 1975 Camp Coach

001975-11-000 1975 Itasca Minnie

001975-12-000 1975 Itasca MH

1976

001976-01-000 1976 Chieftain

001976-02-000 1976 Brave

001976-03-000 1976 Minnie Winnie

001976-04-000 1976 Custom

001976-05-000 1976 Elandan

054185-59-000 1976 Sportsden

001976-07-000 1976 C25CR

054185-55-000 1976 Itasca All

1977

001977-01-000 1977 Itasca All

1978

054185-01-000 1978 Winnebago All

054185-02-000 1978 Itasca All

1979

054185-03-000 1979 Winnebago All

054185-04-000 1979 Itasca All

054185-05-000 1979 Travel Trl.

1977-1979 RV Repair

701674-02-000 Manual R.V. Service Repair 1977-1979

1980

001980-01-000 1980 Winnebago All

054185-07-000 1980 Itasca All

054185-08-000 1980 Winnie Wagon

054185-10-000 1980 Travel Trailer

1981

054185-12-000 1981 Winnebago & Itasca

1982

054185-14-000 1982 Winnebago & Itasca

1983

054185-19-000 1983 Winnebago & Itasca

1984

054185-20-000 1984 Winnebago & Itasca

1985

054185-22-000 1985 Winnebago & Itasca All

1986

054185-24-000 1986 Winnebago & Itasca All

1987

054185-26-000 1987 Winnebago & Itasca All

1988

054185-28-000 1988 Winnebago & Itasca All

1989

054185-31-000 1989 Winnebago & Itasca All

1990

054185-35-000 1990 Winnebago & Itasca All

1991

054185-63-000 1991 Warrior 300 Series

054185-64-000 1991 Warrior A-Body

054185-65-000 1991 Minnie Winnie 400

054185-66-000 1991 Chieftain

054185-67-000 1991 Superchief

054185-68-000 1991 Elandan

054185-70-000 1991 Spirit

054185-71-000 1991 Spirit A Body

054185-72-000 1991 Sundancer 400 Series

054185-73-000 1991 Sunflyer

054185-74-000 1991 Suncruiser

054185-75-000 1991 Windcruiser

1992

054185-78-000 1992 Warrior

054185-79-000 1992 Minnie Winnie 500

054185-80-000 1992 Brave F-Series

054185-81-000 1992 Adventurer

054185-82-000 1992 Chieftain

054185-83-000 1992 Elante'

054185-84-000 1992 Minnie Winnie 400

054185-86-000 1992 Spirit

054185-87-000 1992 Sundancer 500 Series

054185-88-000 1992 Sunrise F-Series

054185-89-000 1992 Suncruiser

054185-90-000 1992 Sunflyer

054185-92-000 1992 Sundancer 400 Series

1993

054185-42-000 1993 Vectra M-Series

054185-43-000 1993 Elante' P-Series

054185-44-000 1993 Spirit 300 Series

054185-50-000 1993 Sundancer 400 Series

054185-51-000 1993 Sundancer 500 Series

054185-52-000 1993 Sunrise F-Series

054185-53-000 1993 Suncruiser G-Series

054185-54-000 1993 Sunflyer N-Series

054185-93-000 1993 Warrior

054185-94-000 1993 Passage

054185-37-000 1993 Winnie DL/500 Series

054185-38-000 1993 Brave F-Series

054185-39-000 1993 Adventurer G-Series

054185-40-000 1993 Chieftain N-Series

054185-06-000 1993 Warrior 300 Series

1994

054185-A1-000 1994 Warrior 300 Series

054185-A2-000 1994 Minnie Winnie 400

054185-A3-000 1994 Minnie Winnie DL500

054185-A4-000 1994 Warrior D-Series

054185-A5-000 1994 Brave

054185-A6-000 1994 Adventurer

054185-A7-000 1994 Vectra

054185-A8-000 1994 Chieftain

054185-A9-000 1994 Elante

054185-B2-000 1994 Spirit

054185-B3-000 1994 Sundancer 400 Series

054185-B4-000 1994 Sundancer 500 Series

054185-B5-000 1994 Passage

054185-B6-000 1994 Sunrise

054185-B7-000 1994 Suncruiser

1995

054185-B8-000 1995 Rialta

054185-B9-000 1995 Luxor

054185-C1-000 1995 Eurovan

054185-C2-000 1995 Minnie Winnie 300

054185-C3-000 1995 Minnie Winnie 400

054185-C4-000 1995 Warrior

054185-C5-000 1995 Brave

054185-C6-000 1995 Adventurer

054185-C7-000 1995 Vectra

054185-C8-000 1995 Spirit

054185-C9-000 1995 Sundancer

054185-D1-000 1995 Passage

054185-D2-000 1995 Sunrise
054185-D3-000 1995 Suncruiser
701674-18-000 1995 Eurovan, Service Manual

1970-1996

701674-23-000 Paint Code Manual

Parts Bulletins

701671-05-000 Parts Bulletin Updates #1-#128

1996

054185-D5-000 1996 Rialta 200 Series
054185-D6-000 1996 Minnie 300, 300 Series
054185-D7-000 1996 Minnie Winnie 400 Series
054185-D8-000 1996 Warrior
054185-D9-000 1996 Brave
054185-E1-000 1996 Adventurer
054185-E2-000 1996 Vectra
054185-E3-000 1996 Luxor
054185-E4-000 1996 Spirit 300 Series
054185-E5-000 1996 Sundancer 400 Series
054185-E6-000 1996 Passage
054185-E7-000 1996 Sunrise
054185-E8-000 1996 Suncruiser
054185-E9-000 1996 Luxor-All Wheel Steer

1997

054185-G2-000 1997 Vectra M-Series
054185-F1-000 1997 Warrior D-Series
054185-F3-000 1997 Minnie 300 Series
054185-F4-000 1997 Spirit 300 Series
054185-F5-000 1997 Minnie Winnie 400 Series
054185-F6-000 1997 Sundancer
054185-F7-000 1997 Brave
054185-F8-000 1997 Sunrise F-Series
054185-F9-000 1997 Adventurer G-Series
054185-G1-000 1997 Suncruiser G-Series
054185-G2-000 1997 Vectra
054185-G3-000 1997 Vectra Grand Tour M-Series
054185-G4-000 1997 Luxor Q-Series
054185-G5-001 1997 Eurovan Canadian/English
054185-G5-002 1997 Eurovan Canadian/French
054185-G5-000 1997 Eurovan

1998

054185-I1-000 1998 Sunflyer L-Series
054185-H8-000 1998 Sunrise F-Series
054185-H7-000 1998 Sundancer 400 Series
054185-H6-000 1998 Spirit 300 Series
054185-H5-000 1998 Luxor Q-Series
054185-H4-000 1998 Vectra Grand Tour, M-Series
054185-H3-000 1998 Chieftain L-Series
054185-H1-000 1998 Brave F-Series
054185-G9-000 1998 Minnie Winnie 400 Series
054185-G8-000 1998 Minnie 300 Series
054185-G7-000 1998 Rialta 200 Series
054185-H2-000 1998 Adventurer G-Series
054185-H9-000 1998 Suncruiser G-Series

1999

054185-J1-000 1999 Suncruiser G-Series
054185-J2-000 1999 Chieftain L-Series
054185-J3-000 1999 Sunflyer L-Series
054185-J4-000 1999 Vectra Grand Tour
054185-J6-000 1999 Advantage Series
054185-J7-000 1999 Rialta 200 Series
054185-J8-000 1999 Minnie 300 Series
054185-J9-000 1999 Spirit 300 Series
054185-K1-000 1999 Minnie Winnie 400 Series
054185-K2-000 1999 Sundancer 400 Series
054185-K3-000 1999 Brave F-Series
054185-K4-000 1999 Sunrise F-Series
054185-K5-000 1999 Adventurer G-Series
054185-K6-000 1999 Ultimate Freedom
054185-G6-000 1999 Eurovan 100 Series

2000

132000-01-000 2000 Eurovan
132000-02-000 2000 Rialta 200 Series
132000-03-000 2000 Minnie 300 Series
132000-04-000 2000 Minnie Winnie 400 Series
132000-05-000 2000 Brave F-Series
132000-06-000 2000 Adventurer G-Series
132000-07-000 2000 Chieftain
132000-08-000 2000 Horizon P-Series
132000-09-000 2000 Journey P-Series
132000-10-000 2000 Ultimate Freedom Q-Series

132000-11-000 2000 Ultimate Advantage Q-Series
 132000-12-000 2000 Spirit 300 Series
 132000-13-000 2000 Sundancer 400 Series
 132000-14-000 2000 Sunrise F-Series
 132000-15-000 2000 Suncruiser G-Series
 132000-16-000 2000 Sunflyer L-Series

2001

132000-02-001 2001 Rialta 200 Series
 132000-03-001 2001 Minnie 300 Series
 132000-04-001 2001 Minnie Winnie 400 Series
 132000-05-001 2001 Brave F-Series
 132000-06-001 2001 Adventurer G-Series
 132000-07-001 2001 Chieftain L-Series
 132000-08-001 2001 Horizon P-Series
 132000-09-001 2001 Journey P-Series
 132000-10-001 2001 Ultimate Freedom Q-Series
 132000-11-001 2001 Ultimate Advantage Q-Series
 132000-12-001 2001 Spirit 300 Series
 132000-13-001 2001 Sundancer 400 Series
 132000-14-001 2001 Sunrise F-Series
 132000-15-001 2001 Suncruiser G-Series
 132000-16-001 2001 Sunflyer L-Series
 132000-01-U01 2001 Eurovan-US

2002

132000-02-002 2002 Rialta
 132000-03-002 2002 Minnie 300 Series
 132000-04-002 2002 Minnie Winnie 400 Series
 132000-05-002 2002 Brave F-Series
 132000-06-002 2002 Adventurer G-Series
 132000-07-002 2002 Chieftain L-Series
 132000-08-002 2002 Horizon P-Series
 132000-09-002 2002 Journey P-Series
 132000-10-002 2002 Ultimate Freedom Q-Series
 132000-11-002 2002 Ultimate Advantage Q-Series
 132000-12-002 2002 Spirit, 300 Series
 132000-13-002 2002 Sundancer 400 Series
 132000-14-002 2002 Sunrise F-Series

132000-15-002 2002 Suncruiser G-Series
 132000-16-002 2002 Sunflyer-L-Series
 132000-17-002 2002 Sightseer D-Series
 132000-18-002 2002 Sunova D-Series
 132000-19-002 2002 Journey DL
 132000-20-002 2002 Vista
 132000-21-002 2002 Sunstar
 132000-01-U02 2002 Eurovan-US

2003

132000-01-U03 2003 Eurovan
 132000-02-003 2003 Rialta
 132000-03-003 2003 Minnie
 132000-04-003 2003 Minnie Winnie
 132000-05-003 2003 Brave
 132000-06-003 2003 Adventurer
 132000-07-003 2003 Chieftain
 132000-08-003 2003 Horizon
 132000-09-003 2003 Journey
 132000-10-003 2003 Ultimate Freedom
 132000-11-003 2003 Ultimate Advantage
 132000-12-003 2003 Spirit
 132000-13-003 2003 Sundancer
 132000-14-003 2003 Sunrise
 132000-15-003 2003 Suncruiser
 132000-16-003 2003 Sunflyer
 132000-17-003 2003 Sightseer
 132000-18-003 2003 Sunova
 132000-19-003 2003 Journey DL
 132000-20-003 2003 Vista
 132000-21-003 2003 Sunstar

2004

132000-03-004 2004 Minnie
 132000-04-004 2004 Minnie Winnie
 132000-05-004 2004 Brave
 132000-06-004 2004 Adventurer
 132000-08-004 2004 Meridian
 132000-09-004 2004 Journey
 132000-11-004 2004 Ultimate Advantage

132000-12-004 2004 Spirit
132000-14-004 2004 Sunrise
132000-15-004 2004 Suncruiser
132000-17-004 2004 Sightseer
132000-18-004 2004 Sunova
132000-20-004 2004 Vista
132000-21-004 2004 Sunstar
132000-22-004 2004 Vectra
132000-23-004 2004 Horizon
132000-13-004 2004 Sundancer
132000-10-004 2004 Ultimate Freedom
132000-07-004 2004 Chieftain
132000-16-004 2004 Sunflyer
132000-02-004 2004 Rialta

2005

132000-22-005 2005 Vectra
132000-14-005 2005 Sunrise
132000-18-005 2005 Sunova
132000-13-005 2005 Sundancer
132000-15-005 2005 Suncruiser
132000-12-005 2005 Spirit
132000-23-005 2005 Horizon
132000-17-005 2005 Sightseer
132000-02-005 2005 Rialta
132000-03-005 2005 Minnie
132000-04-005 2005 Minnie Winnie
132000-05-005 2005 Voyage
132000-06-005 2005 Adventurer
132000-08-005 2005 Meridian
132000-09-005 2005 Journey
132000-26-005 2005 Aspect
132000-27-005 2005 Cambria

2006

132000-03-006 2006 Outlook
132000-04-006 2006 Minnie Winnie
132000-05-006 2006 Voyage
132000-06-006 2006 Adventurer
132000-08-006 2006 Meridian
132000-09-006 2006 Journey
132000-12-006 2006 Spirit
132000-13-006 2006 Sundancer

132000-15-006 2006 Suncruiser
132000-17-006 2006 Sightseer
132000-18-006 2006 Sunova
132000-22-006 2006 Vectra
132000-23-006 2006 Horizon
132000-26-006 2006 Aspect
132000-27-006 2006 Cambria
132000-28-006 2006 Tour
132000-29-006 2006 Ellipse
132000-30-006 2006 View
132000-31-006 2006 Navion
132000-32-006 2006 Outlook SE
132000-33-006 2006 Spirit SE
132000-36-006 2006 Journey SE
132000-37-006 2006 Meridian SE
132000-38-006 2006 Sightseer SE
132000-39-006 2006 Sunova SE

2007

132000-03-007 2007 Outlook
132000-04-007 2007 Minnie Winnie
132000-05-007 2007 Voyage
132000-06-007 2007 Adventurer
132000-08-007 2007 Meridian
132000-09-007 2007 Journey
132000-12-007 2007 Spirit
132000-13-007 2007 Sundancer
132000-14-007 2007 Sunrise
132000-15-007 2007 Suncruiser
132000-17-007 2007 Sightseer
132000-18-007 2007 Sunova
132000-22-007 2007 Vectra
132000-23-007 2007 Horizon
132000-26-007 2007 Aspect
132000-27-007 2007 Cambria
132000-28-007 2007 Tour
132000-29-007 2007 Ellipse
132000-30-007 2007 View
132000-31-007 2007 Navion
132000-34-007 2007 Access
132000-35-007 Impulse
132000-36-007 Journey SE

132000-37-007 Meridian SE
 132000-40-007 Vista E-Series
 132000-41-007 Sunstar E-Series

2008

161500-08-001 2008 Access
 161500-08-002 2008 Impulse
 161500-08-003 2008 Outlook
 161500-08-004 2008 Spirit
 161500-08-005 2008 View
 161500-08-006 2008 Navion
 161500-08-007 2008 Aspect
 161500-08-008 2008 Cambria
 161500-08-009 2008 Sightseer
 161500-08-010 2008 Sunova
 161500-08-011 2008 Voyage
 161500-08-012 2008 Sunrise
 161500-08-013 2008 Adventurer
 161500-08-014 2008 Suncruiser
 161500-08-015 2008 Destination
 161500-08-016 2008 Latitude
 161500-08-017 2008 Journey
 161500-08-018 2008 Meridian
 161500-08-019 2008 Tour
 161500-08-020 2008 Ellipse
 161500-08-021 2008 Vectra
 161500-08-022 2008 Horizon
 161500-08-023 2008 Vista
 161500-08-024 2008 Sunstar

***See Win Portal for complete listings**

Motor Home Care

701674-37-000 All Models - Motor Home Care

Floor Repair Guide

701674-30-000 All Models - Floor Repair Guide

Service Repair

701674-02-000 '77-'80 RV Service Repair

2006 Supplement Manuals

155005-44-006 Manual/Owner-Supplement, Outlook SE, 300 Series
 155005-45-006 Manual/Owner-Supplement, Spirit SE, 300 Series
 155005-03-006 Manual/Owner-Supplement, Outlook, 300 Series

155005-12-006 Manual/Owner-Supplement, Spirit, 300 Series

155005-04-006 Manual/Owner-Supplement, Minnie Winnie, 400 Series

155005-13-006 Manual/Owner-Supplement, Sundancer, 400 Series

155005-05-006 Manual/Owner-Supplement, Vol. I-Voyage, F-Series

155005-14-006 Manual/Owner-Supplement, Vol. I-Sunrise, F-Series

155005-26-006 Manual/Owner-Supplement, Aspect, 700 Series

155005-27-006 Manual/Owner-Supplement, Cambria, 700 Series

155005-06-006 Manual/Owner-Supplement, Adventurer, Vol. I, G-Series

155005-08-006 Manual/Owner-Supplement, Meridian, Vol. I, P-Series

155005-09-006 Manual/Owner-Supplement, Journey, Vol. I, P-Series

155005-12-006 Manual/Owner-Supplement, Spirit, 2006 300-Series

155005-13-006 Manual/Owner-Supplement, Sundancer, 2006 400-Series

155005-14-006 Manual/Owner-Supplement, Vol. I, Sunrise, F-Series, 2006

155005-15-006 Manual/Owner-Supplement, Suncruiser, Vol. I, 2006, G-Series

155005-17-006 Manual/Owner-Supplement, Sightseer, Vol. I, 2006, D-Series

155005-18-006 Manual/Owner-Supplement, Sunova, Vol. I, 2006, D-Series

155005-22-006 Manual/Owner-Supplement, Vol. I, Vectra, 2006

155005-23-006 Manual/Owner-Supplement, Vol. I, Horizon, 2006, S-Series

155005-26-006 Manual/Owner-Supplement, Aspect, 2006, 700 Series

155005-27-006 Manual/Owner-Supplement, Cambria, 2006, 700 Series

155005-28-006 Manual/Owner-Supplement, Vol. I-Tour, 2006, R-Series

155005-29-006 Manual/Owner-Supplement, Vol. I-Ellipse, 2006, R-Series

155005-30-006 Manual/Owner-Supplement, View 2006, 500 Series

155005-31-006 Manual/Owner-Supplement, Navion 2006, 500 Series

155005-44-006 Manual/Owner-Supplement, Outlook SE, 2006

155005-45-006 Manual/Owner-Supplement, Spirit SE, 2006

155005-46-006 Manual/Owner-Supplement, Vol I, Journey SE, 2006

155005-48-006 Manual/Owner-Supplement, Vol. I, Meridian SE, 2006

***Contact Parts Administrator Before Ordering**

2007 Supplement Manuals

158603-07-001 Manual/Owner Supplement, 200-Series, 2007

158603-07-002 Manual/Owner Supplement, 300-Series, 2007

158603-07-003 Manual/Owner Supplement, 500-Series, 2007

158603-07-004 Manual/Owner Supplement, 700-Series, 2007

158603-07-005 Manual/Owner Supplement D-Series, 2007

158603-07-006 Manual/Owner Supplement, F-Series, 2007

158603-07-007 Manual/Owner Supplement, G-Series, 2007

158603-07-008 Manual/Owner Supplement, P-Series, 2007

158603-07-009 Manual/Owner Supplement, R-Series, 2007

158603-07-010 Manual/Owner Supplement, S-Series, 2007

158603-07-014 Manual/Owner Supplement, E-Series, 2007

***Contact Parts Administrator Before Ordering**

2008 Supplement Manuals

158603-08-001 Manual-Supplement, 200 Series-2008

158603-08-002 Manual-Supplement, 300 Series-2008

158603-08-003 Manual-Supplement, 500 Series-2008

158603-08-004 Manual-Supplement, 700 Series-2008

158603-08-005 Manual-Supplement, D-Series-2008

158603-08-006 Manual-Supplement, E-Series-2008

158603-08-007 Manual-Supplement, F-Series-2008

158603-08-008 Manual-Supplement, G-Series-2008

158603-08-009 Manual-Supplement, M-Series-2008

158603-08-010 Manual-Supplement, P-Series-2008

158603-08-011 Manual-Supplement, R-Series-2008

158603-08-012 Manual-Supplement, S-Series-2008

***See Win Portal for complete listings**

Wiring and plumbing diagrams available on Win Portal

A

ABS Plastic138
 Access Door179
 Access Door Seal.....129
 Accumulator113
 AC Line Monitor, Digital205
 A/C Switch Cover91
 Actuator Lock76
 Actuator, Push Button76
 Actuator Switch75
 Adapter70
 Adapter, Hose105
 Adapter, Nut110
 Adapter, Pipe-Away110
 Adapter, Plastic110, 111
 Adapter, Plumbing.....110, 111
 Adapter, Power Cord70
 Adapter, Radio45, 46
 Adapter, Radio Wire46
 Adapter, Reducer.....105, 110
 Adapter, Sewer105
 Adapter, Swivel110
 Adapter, Termination105
 Adapter, TV.....48
 Adhesive181, 182
 Adjusting Bolt Bracket164
 Adjuster, Seat Belt177
 Adjustment Bracket146
 Air Bag.....192, 196
 Air Conditioner Accessories.....86-90
 Air Conditioners.....86-90
 Air Gauge.....77
 Air Horn Kit199
 Air Hose.....192
 Airmaster Hoses.....204
 Air Mattress161
 Amplifier45
 Amplifier Wire Asm.46
 Antenna Accessories.....41, 46, 47, 48
 Antenna Cable41, 51
 Antenna, CB47
 Antenna, Digital Satellite.....41, 51
 Antenna, Radio47
 Antenna, TV.....48, 51
 Anti-Siphon Trap Vent107
 Anti-Slip Mat.....198
 AP 303 Protectant205
 Arm Waste107
 Ashtray154
 Assist Handle157, 158
 Assist Strap Hardware157

B

Audio Switch.....46
 Audio/Video Switch39
 Auto Generator Start Module79
 Automatic Transfer Switch.....78, 79
 Awning Rail.....131

Back Socket.....174
 Backplate, Cabinet Pull.....142
 Backup Light Assembly.....63-65
 Ball Stud Asm.174
 Ball Stud Bracket.....154
 Ball Valve111
 Base, Pullout174
 Bar, Skid.....139
 Barrell Latch.....145
 Base, Socket60
 Base, Switch71
 Base, Table157
 Basket, Drawer152
 Basket, Pantry152
 Basket, Wicker152
 Bathroom Cleaner127
 Batten.....129
 Battery Change Over Solenoid.....77
 Battery Charger207
 Battery Disconnect Relay77
 Battery Disconnect Switch75
 Battery Switch75
 Belt, Chair Retainer.....149, 150
 Belt, Lap Seat.....177, 178
 Beveled Mirrors.....184
 Bezel, Headlamp66-68
 Bezel, Switch71-74
 Bike Rack206
 Blank Switch75
 Blind Brackets146-148
 Blind Cord149
 Blind Holddown Cleat149
 Blind Knob.....146
 Blind Spring Extension149
 Blind Wand148
 Block, Door Track147
 Block, Fuse.....76
 Blow Out Plug.....113
 Bobbin.....149
 Body Molding.....130
 Body Panel Clip.....171
 Bolt, Hole Cover177
 Bolt, Slide143

INDEX

Bolt, Striker..... 142, 143, 164
Brace, Strike..... 143
Bracket..... 174
Bracket, Adjustment..... 146
Bracket Asm..... 143
Bracket, Ball Stud..... 154
Bracket, Blind..... 148, 149
Bracket, Blind Holddown..... 149
Bracket, Bobbin..... 149
Bracket, Bunk Lift..... 148
Bracket, Cabinet..... 143
Bracket, Camera..... 49
Bracket, Chair Tiedown..... 149, 150
Bracket/Clip, Door..... 146
Bracket, Clothes Rod..... 115, 142, 154
Bracket, Connector..... 197
Bracket Cover..... 45, 46, 170
Bracket, Docking Light..... 65
Bracket, Door..... 143
Bracket, Door Catch..... 170
Bracket, DVD..... 44
Bracket, Dual Base..... 186
Bracket, E-Z Lift..... 149
Bracket, Fog Lamp..... 68, 69
Bracket, Gas Spring..... 154-156
Bracket, Headlamp..... 65, 66
Bracket, Hinge..... 144
Bracket, Holddown..... 149
Bracket, Ladder..... 195
Bracket, License Plate..... 59
Bracket, Mirror..... 191
Bracket, Monitor..... 49
Bracket, Mud Flap..... 183
Bracket, Rear..... 174
Bracket, Recliner..... 186
Bracket, Roller Shade..... 148
Bracket, Seat Belt..... 177
Bracket, Shelf..... 174
Bracket/Shelf, Slideout..... 174
Bracket, Slide..... 143
Bracket, Spare Tire..... 186
Bracket, Speaker..... 45, 46
Bracket, Squeegie..... 179
Bracket, Striker..... 176
Bracket, Stopper..... 115, 183
Bracket, Storage Box..... 195
Bracket, Support..... 171
Bracket, Taillights..... 64, 65
Bracket, TV..... 37, 38
Bracket, VCP..... 39
Bracket, Valve Locking..... 106

Bracket w/Roller..... 148
Bracket, Water Hose Reel..... 82
Bracket, Taillight..... 64
Brackets, Towel Bar..... 115
Bracket, Zee..... 38
Brake Light..... 62-65
Breaker, Circuit..... 79, 80
Bubble Level..... 20
Bulb, Seal..... 131, 133
Bulbs, Light..... 70
Bulldog Latch and Catch..... 176
Bulldog Clip..... 187
Bullet Latch..... 161, 203
Bumper End Cap..... 181
Bumper, Rubber..... 169, 170
Bunk Lift Bracket..... 195
Bunk Ladder..... 196
Bunk Strap..... 195
Bushing..... 105, 106
By-Pass, Water Heater..... 114

C

Cab Marker Light..... 61
Cabinet Drawer/Pantry Slide..... 153
Cabinet Knob..... 142
Cabinet Pull..... 141, 142
Cabinet Slide..... 174
Cable..... 42, 46, 149
Cable, Antenna..... 41, 51
Cable, Audio..... 41
Cable Bracket..... 49
Cable, Camera..... 52
Cable, Coaxial..... 48
Cable, Door..... 149
Cable, Headlamp..... 68
Cable/Interface..... 41
Cable, Monitor..... 44, 48
Cable, Pedestal Clip..... 149
Cable, Radio..... 46
Cable, Satellite Control..... 51
Cable, Speaker..... 46
Cable, Stainless Steel..... 171
Cable/Video..... 42
Cable w/Mini Actuator..... 186
Cable w/Z-Ends..... 186
Cablemaster..... 82
Cam, Latching..... 167
Camera, Rear Vision..... 48-50
Camera Shroud..... 179
Camera, Side..... 49, 50
Camera, Switch Box..... 49

Camera, Switching System.....	49	Channel, Hat	134
Canvas Repair Kit	186	Channel, Rigid	134
Cap.....	109	Channel Run.....	136
Cap and Cord, Sewer	105	Channel, Weather Strip.....	136
Cap/Cord/Spout Waterfill.....	112	Charger, Battery.....	207
Cap-Corner, Slideout.....	175	Check Valve	103
Cap, Dinette Pipe	146	Check Valve Kit.....	197
Cap/Pipe	109	Christmas Tree Clip	197
Cap, Plastic.....	109	Cigarette Lighter	154
Cap, Screw.....	150	Circuit Breaker	79, 80
Cap, Sewer.....	109	City Waterfill.....	112
Cap, Slideout	139	Cleaner, Bathroom	127
Cap, Slideout Trim.....	139	Clearance Light.....	60-62
Cap, Tube	150	Clip, Blind Mounting.....	149
Cap, Vent Pipe	106	Clip, Bull Dog	187
Carbon Monoxide Detector	206	Clip, Dinette Cushion.....	149
Carbon Monoxide Detector Sensor	206	Clip, Fabric	141
Cargo Roof Rack.....	181	Clip, Finish	149
Carpet, Trim	138	Clip, Gripper	177
Carpet, Trunk Liner	199	Clip, Mounting Valance	147
Carrier, Reveal	137	Clip, Safety	154
Carrier, Wheeled w/Hook	148	Clip Spring.....	172
Carrier, Windshield Reveal	137	Clip, Sunvisor	141
Cartridge Assembly	120	Clock, Wall.....	59
Cartridge, Stem Repair Kit	120	Closet Flange	106
Cartridge Replacements	119, 120	Clothes Rod Bracket.....	115, 142
Case Cylinder.....	166	Coaxial Cable.....	48
Cassette Box.....	40	Coaxial Connector.....	48
Catch and Strike	175, 176	Coffee Maker.....	31
Catch Assembly.	176	Compact Disc Changer.....	39, 40
Catch, Door	177	Compartment Door Latches	164
Catch, Drawer.....	174	Compartment Lid.....	181
Catch, Elbow.....	170	Compartment, Sewer Hose	105
Catch, Flush Mount	175	Compass/Thermometer	59
Catch, Magnetic.....	176	Compression Latch	171
Catch, Pin.....	176	Conduit Convolute	154
Catch, Roller.....	176	Connector, 90°	44
Catch, Screen Door	170	Connector.....	44, 76, 80, 81, 109
Catch, Shower Door	115, 175	Connector, Actuator	76
Catch, Snap Hook	145	Connector Assembly.....	80
Catch, Table Leg	157	Connector, Body	81
Catch, Twin Ball	175	Connector, Brass.....	109, 111
Catch, Valance	146	Connector, Coaxial.....	48
CB Antenna	47	Connector Cover	70
CB Radio	40	Connector, Pin	80
Ceiling Assembly.....	90, 91	Connector, Plastic	109, 111
Ceiling Fan	102	Connector, Plug.....	69, 82
Ceiling Light.....	54, 55	Connector, Quick Connect	105
Chair, Bracket/Tiedown	149, 150	Connector, Sewer Hose.....	105
Changer Control	39, 40	Connector, Socket	69
Channel Glazing.....	134, 135	Connector, Trailer	69, 70

INDEX

Connector, Wire69
Contact Pin82
Contour Trim132
Control Center39, 79
Control Panel/Slideout.....76
Control, Volume Speaker.....45
Controller, Outlet, Power/TV.....47
Conversion Kit198
Converter, Power78, 79
Convex Mirror191, 192
Cord, Blind149
Cord, Extension70
Cord, Power70
Corner Cap175
Corner Key.....175
Corner Molding.....139
Corner Protector175
Corner Seal.....130
Coupler106, 107
Coupler, Plastic106, 111
Coupler, Quick Connect107
Coupler, Quick Hose End107
Coupler, Rubber.....107
Coupling, Female111
Coupling, Plastic111
Courtesy Light59
Cover, Connector70
Cover, Corner.....175
Cover, Docking Light65
Cover, Drain.....136
Cover, Electrical Box77
Cover, Latch.....169
Cover, Latch Plate163, 167
Cover, LP Tank.....103
Cover, Range20, 27
Cover, Receptacle77
Cover, Satellite Radio42
Cover, Screw150
Cover, Seatbelt.....178
Cover, Slide.....162
Cover, Slideout.....199
Cover, Switch-AC91
Cover, Tire205
Cover/Trim132, 139
Cover, TV37
Cover, Weep Hole.....136
Cover, Wire82
Cradle, Docking41
Cube, Speaker45
Cup Holder.....185, 186
Curtain Carriers.....147
Curtain Hardware147

Curtain Rod115, 153
Curtain Rod Bracket153, 154
Curtain Track147
Cutlery Tray.....152

D

D-Section Seal.....133, 134
DVD.....43
DVD Bracket.....44
DVD/VCR.....43, 44
Deadbolt162
Deck Plate.....105
Defroster Fan.....59
Defroster Vent.....92, 93
Deodorant, Holding Tank128
Detector, Carbon Monoxide206
Detector, LP Gas103
Detector, Smoke.....206
Digital Satellite Antenna.....41, 51
Digital Video Disc (DVD) Player43, 44
Dimmer Switch55
Dinette Bracket.....156
Dinette Cushion Clip.....149
Directional Light55
Dirt Guard182
Dishwasher.....32
Dispenser, Paper Towel151
Dispenser, Soap/Lotion.....117
Docking Cradle41
Docking Lamp.....66
Docking Light, Cover65, 66
Docking Station, Two-Way Radio40
Dome Light56, 57
Door Bell.....158, 196
Door Bracket.....186
Door Catch177
Door Holder170
Door Check Kit w/Housing174
Door Handle, Compartment162
Door Knob173
Door Latch.....176
Door Latch, Bath/Shower177
Door Latch, Screen.....173, 174
Door Lock Kit.....167
Door Mat.....198, 199
Door, Power Cord178
Door, Refrigerator, Vent.....181
Door, Seal129
Door Spring169
Door Stop.....169
Door Stop Block.....147
Door Strike.....170, 171, 172

Door Striker170
 Door Strike Block147
 Door Strike, Entrance172
 Door Support147, 148
 Door Track147
 Door, Water Fill112
 Door, Water Heater127
 Dowel154
 Downpipe80
 Drain Cover136
 Drain, Strainer116
 Drain, Tip Toe115
 Drain, Valve Line111
 Drainage Pipe, Flexible184
 Draw Latch177
 Drawbar Asm.205
 Drawer, Cabinet Hardware174
 Drawer, Catch174
 Drawer Glide173
 Drawer Knob142
 Drawer, Plastic151
 Drawer Slide174, 175
 Drawer Slide Kit174
 Drawer, Slide Out174
 Drawer, Slide Out Compartment187
 Drop E11108
 Drop Leaf Table Support156
 Dryer Vent Assembly179
 Dual Valve105
 Duct, Flexible92
 Dump Valve105, 106
 Dump Valve Handle Extension106
 Dump Valve Light60
 Duplex Receptacle77
 Dustgard Filter94

E

Edge Trim141
 Elbow, Brass107-109
 Elbow Catch170
 Elbow, Hose Entry112
 Elbow, Plastic107-109
 Elbow Swivel108, 109
 Elbow, Water Pump112
 Electric Step197, 198
 Electrical Box Cover77
 End Cap149
 End Fitting155
 End Stop, L Rod148
 Energy Management System (EMS)78
 Energy Select Switch79
 Engine Cover Seal135

Entrance Door Rod171
 Entrance Door Seal133
 ERGO Adhesive182
 Extender, Shaft46
 Extender, Table156
 Extension Cord70
 Extension, Dump Valve Handle106
 Extension, Valve Stem106
 Extension, Window Control137
 Exterior Inlet70
 Exterior Ladders192-195
 Exterior Mirror188-191
 Exterior Outlet77
 Exterior Receptacle77
 Exterior Shower Parts179
 Extrusion129
 Extrusion Insert134
 Extrusion, Valance Panel129
 Eyelet/Snap147
 E-Z Lift Mounting Bracket149

F

F-Channel138
 Fan, Ceiling102
 Fan, Defroster59
 Faucet, Trim Kit119
 Faucet Valve119, 120
 Faucet, Water Purification System120
 Faucets118-121
 Filler, Plug136
 Filter, Dustgard94
 Filter, Foam Seal135
 Filter, Ground Loop46
 Filter, In-line113
 Filter, Noise46
 Fin Seal135
 Finger Pull173
 Finial54
 Fireplace207
 Fire Extinguishers/Accessories159
 Fitting Kit121
 Fittings, Holding Tank113
 Fittings, Water Tank113
 Flange, Closet106
 Flange, Rod142
 Flat Switch71
 Floormats198
 Floor Safe205

INDEX

Fluorescent Light57, 58
Flushing System, Holding Tank.....127
Foam Pad.....170
Foam Seal129, 134
Foam Tape134
Fog Lamp Support68, 69
Fog Light.....68, 69
Folding Ladder196
Freezer, Portable32
Fuel Changeover Switch.....75
Fuel Fill Door178
Fuel Fill Shroud179
Furnaces95-97
Fuse Block.....76
Fuse Holder76
Fuses.....76

G

Gas Springs154, 155
Gas Spring Brackets154-156
Gauge, Air.....77
Gauge, Hourmeter80
Generator, Hourmeter80
Generator Muffler80
Generator Start Module.....79
Generator Switch76
Gimp/Welting140
Glass Door Accessories146
Glass Holder135
Glazing Channel.....134, 135
Glazing, Seal.....135
Glazing Strip.....136
Glazing, Vinyl.....136
Glide Tape.....148
Glo Bar157
GPS Navigation System52
Grab Handle158
Grill, Return Air93, 94
Grille, Speaker45, 46
Gripper Clip.....177
Grommet.....138, 150
Grommet, Cable.....175
Grommet, Holding Tank.....113
Grommet Tool147
Guide-By-Pass173
Guide & Hook148
Guide, Pocket Door175

H

Halogen Light.....57

Handle, Assist157, 158
Handle, Dial.....137
Handle, Knob146
Handle, Pocket143
Handle, Recessed141
Handle, Recliner.....157
Handle Replacements, Faucet120
Handle, T106
Handle-TV Mount.....38
Handle, Valve106
Handrails158
Hanger, Roller173
Hanger, Sliding Door173, 174
Hanger, Tailpipe.....206
Hatch Asm.105, 179
Hatch, Power Cord77
Hatch, Sewer.....105
Headlamp66-68
Headlamp Adjuster Cable.....68
Headlamp Bracket66
Headphone Jack Plate.....48
Headphone, Stereo.....45
Heater, Rear.....94
Heater Switch92
Hinge, Drop Leaf Table156
Hinge, Entrance and Screen Door170
Hinge, Pin171
Hinge, Surface Mount145
Hinged Steel Support157
Hinges143-145
Hitches205, 206
Hold Down Asm.37
Hold Down Bracket38, 148
Hold Down, TV38
Holder, Cup.....185, 186
Holder, Door170
Holder, Door Catch170
Holder, Fuse76
Holder, Toilet Tissue160
Holding Tank Deodorant128
Holding Tank Fittings.....113
Holding Tank Flushing System.....127
Holding Tank Grommet.....113
Holding Tank Heater Pad126
Holding Tank Wire Assembly.....83
Hood Latch176
Hood Latch Rod176
Hook, Robe.....160, 161
Hood Stop Angle.....176
Hook, Storage151
Home Theater Combo.....44
Hood Vent179

Hose Adapter105
 Hose, Entry Elbow112
 Hose, Hi Pressure.....103
 Hose, LP.....103
 Hose Reel, Power.....204
 Hose, Sewer106
 Hose-Union.....111
 Hourmeter, Gauge.....80
 Hourmeter, Generator80
 Housing.....80-82
 Housing Asm., Headlamp.....80
 Housing, Switch.....76
 Housing, Trunk/Trailer.....69

I

Indicator, Light Assembly.....80
 Infrared Transmitter42
 Inlet, Exterior.....70
 Insert, Acrylic.....20
 Instagone Stain Remover.....205
 Inverter, Power.....78
 Isolated Stud.....78

J

J-Clip.....37
 J-Trim.....138, 139
 Jamb Nut Tools.....202, 204

K

Keeper Latch.....162
 Key Lock Case Asm.168, 172
 Keyless Door Lock Parts161
 Keyless Entry Remote.....162
 Keys.....168, 169
 Kick Panel.....182
 Knob, Blind.....146
 Knob, Cabinet142
 Knob, Door.....142, 173
 Knob, Handle146
 Knob, Recliner157
 Knob, Safety Latch.....115
 Knob, TV.....37
 Knob, TV Swingout37
 Knob, Window.....137
 Kwik Lube.....181

L

Ladder Accessories.....195
 Ladder, Bunk.....196
 Ladder, Exterior192-195

Ladder, Folding196
 Ladder, Stop196
 Lamp Assembly.....61-66
 Lamp Marker61-65
 Lamp, Park61
 Lamp Shade.....53, 55
 Lamp, Table.....55
 Lamp, Wall.....52-54
 Lap Seat Belt.....177, 178
 Latch and Catch Asm.....175
 Latch and Catch, Bulldog.....176
 Latch and Strike176
 Latch Assembly.....137
 Latch Assembly Cabinet Door146
 Latch Assembly Push Button142
 Latch Assembly Rotary.....169
 Latch Asm. Slide146
 Latch Assembly-Slide173
 Latch, Barrel.....145
 Latch, Bullet161, 203
 Latch, Catch Plate.....162
 Latch, Compartment Door.....164
 Latch, Compression171
 Latch, Door176
 Latch, Door Grabber w/Keeper.....177
 Latch, Door, Mirrored176, 177
 Latch, Door, Sliding.....176, 177
 Latch, Draw177
 Latch, Draw and Keeper.....173
 Latch, Drivers Door.....164
 Latch, Entrance Door163
 Latch, Entry.....164, 165
 Latch, Exterior173
 Latch, Glove Box163
 Latch, Handle Swivel.....169
 Latch, Hold Down Panel145
 Latch, Hood176
 Latch, Hurricane172
 Latch, Inside173
 Latch Kit.....115
 Latch, Knob Safety.....115
 Latch, Medicine Cabinet.....114, 146
 Latch, Motor Cover.....177
 Latch, Outside173
 Latch, Paddle163, 166, 167
 Latch, Paddle Assembly.....163
 Latch Plate Cover Asm.163
 Latch Protector, Water Heater.....127
 Latch/Pull Cabinet.....141, 142
 Latch, Pull Edge.....176
 Latch, Rod171

INDEX

- Latch, Roller171
Latch, Rotor172
Latch, Rotary171
Latch, Safety115
Latch, Screen Door173
Latch, Single172
Latch, Slam149
Latch, Slide146
Latch, Sliding145, 169
Latch, Slideout Travel146
Latch, Sliding Window138
Latch, Spring136, 169
Latch, Swell169
Latch, T-Bar172
Latch, Travel115, 165
Latch, Vertical (Sash Kit)138
Latch, Vise Action172
Latch, Wardrobe176, 177
Latch, Window136
Latch, Zee/Keeper172
Lazy Susan Shelf152
Lazy T-Sponge Seal129
Leaf Actuator Switch76
Leaf Hinge, Folding157
Leaf Support157
Leg, Table156
Legs, Pedestal157
Lens, Reflector60, 61
Lens, Replacement56, 64
Level, Bubble20
Leveler, Tabletop156
Lever186
Lever, Latch186
Lever, Lumbar186
License Plate Bracket59
License Plate Light59
License Plate Retainer59
Lid, Compartment181
Lift Hook170
Light Assembly61-65
Light Assembly Backup63
Light Assembly Indicator80
Light, Brake62-65
Light Bulbs71
Light, Cab Marker61
Light, Ceiling54, 55
Light, Clearance60-62
Light, Courtesy59
Light, Directional55
Light, Docking65
Light, Dome56, 57
Light, Dump Valve60
Light, Flex59
Light, Fluorescent57, 58
Light, Fog68, 69
Light, Halogen57
Light, Indicator80
Light, License Plate59
Light, Make Up58
Light, Pocket65
Light, Porch59
Light, Reading55, 56
Light, Recessed57, 59
Light, Sidemarker60, 61, 62, 65
Light, Stepwell60
Light Strip58
Light, Surface Mount57, 60
Light, Swivel57
Light, Trim Ring57
Light, Vanity59
Light, Wardrobe57
Line Monitor205
Liner, Trunk199
Link, Quick172
Lock, Actuator76
Lock Assembly Fuel Fill167
Lock Assembly Water Fill167
Lock, Case w/Cam167
Lock, Key168
Lock, Keyless162
Lock Kit, Door167
Lock/Latch, Slideout146
Lock Out Spring176
Lock, Passage173
Lock, Privacy173
Lock, Sash187
Lock, Secondary82
Lock, Twist145
Lock, Twist and Clip172
Lock, w/Cylinder165
Lockout Mechanism175
Louver/Bezel Assembly92, 93
Louver Retainer93
LP Gas Detector103
LP Hose103
L-Rod Curtain Carriers148
L-Rod End Stop148
LP Regulator103
LP Tank Accessories103, 104
LP Tank Cover103
Lug Wrench183, 204
Lumbar Lever186

M

Magnetic Catch	176
Make Up Light	58
Manuals, Owner	210-216
Map, Pocket	175
Mat, Anti Slip	198, 199
Mat, Door	198, 199
Mattresses	161
Medicine Cab Latch	114, 146
Microwave Vent Asm.	30, 185
Microwaves	30, 31
Mirror, Beveled	184
Mirror Bracket	185
Mirror, Convex	192
Mirror, Exterior	188-191
Mirror, Framed	184
Mirror Mounting Bracket	185
Mirror Mounts	146
Mirror Pull	147
Mirror Switch, Heated	75
Mobile Theatre System	44
Module, Auto Generator Start	79
Module Charge Control	79
Module, Interface	43
Molding, Body	130
Molding, Corner	139, 140
Molding, F-Channel, Corner	138
Molding, J-Trim	138, 139
Molding, Radius Corner	139
Molding, Rear Trim	130
Molding, Reveal	136
Molding, Reverse Cove	140
Molding, Shelf	140
Molding, Sidewall	130
Molding, Sidewall Door	130
Molding, Sidewall To Roof	140
Molding, T	140
Molding, Vinyl Wrapped	129
Molding, Windshield Reveal	136
Monitor, AC Line, Digital	205
Monitor Bracket	49
Monitor/LCD	52
Monitor Panel	27-30
Monitor Panel Wire Asm.	28, 30, 83
Monitor, Rear	48, 49, 50, 52
Monitor Wire	51
Motor Cover Latch	177
Mounts, Mirror	146
Mox	205
Mud Flap	182, 183

Mud Flap Decal	183
Mud Flap Stiffener	183
Muffler Clamp	206
Mufflers, Generator	80

N

Needle, Valve	111
Nipple, Plastic	111
Noise Filter	46, 47
Non-Contact Sensor Change Out	84
Non-Skid Pad	199
Nut, Plastic	203

O

Outlet, Defroster	92, 93
Outlet, Exterior	77

P

Paddle Switch	77
Paint Pen	182
Paint, Spray	182
Panel, Monitor	27-30
Pantry Basket	152
Pantry Slide	153
Pantry Slide Frame	152
Paper Towel Dispenser	151
Paper Towels	151
Park Lens	64
Pawl	156
Pedestal Base	157
Pedestal Clip, Cable	149
Pin Connector	80
Pin, Contact	82
Pin, Wire Assembly	44
Pipe Cap, Dinette	146
Pipe, Flexible Drainage	184
Pivot/Latch	169
Plate Adjuster	66
Plate, Cover	114
Plate, Deck	105
Plate, Headphone Jack	48
Plate, Latch/Catch	162
Plate, Power Cord	82
Plate, Roof	47, 48
Plate, Strike	145
Plate, Table	156
Plate, Telephone	47
Plate, Tiedown	178
Plate, Wall	47, 51

INDEX

Plexus Adhesive	181
Plug	138
Plug Asm	50
Plug, Audio	50
Plug, Blow Out	113
Plug, Brass	109
Plug, Oval	150
Plug, Plastic	109
Plug Plumbing.....	109
Plug and String.....	105
Plug, Wood.....	150
Plunger Asm.-Bolt	175
Pocket Guide, Sliding Door.....	175
Pocket Handle.....	143
Pocket Light.....	65
Pocket Map	175
Pocket Visor.....	204
Pod, Taillight.....	64
Porch Light	59
Power Controller, TV	47
Power Converter.....	78, 79
Power Cord	70, 82
Power Cord Adapter	70
Power Cord Hatch	77, 178
Power Cord Plate.....	82
Power Cord Receptacle.....	70
Power Cord Reel.....	82
Power Door Lock Switch.....	76
Power Hatch Asm.....	178
Power Hose Reel.....	204
Power Inverter.....	78
Power Inverter Remote Panel.....	78
Power Shade	204
Power Window Switch	75
Prop Rod	171
Protector, Corner.....	175
Protector, Seat	183
Protector, Water Heater Latch.....	127
P-Shaped Seal.....	135
P-Trap	113
Pull, Cabinet	141, 142
Pull Edge Latch.....	176
Pull, Finger	141
Pull, Flush	156
Pull, Mirror	147
Pull-Out Base	174
Pull-Out Step Asm.	197
Pull, Shade	148
Pump, Water	112, 113

Quick Connect Connector	105, 106
Quick Link.....	172

R

Rack, Bike	206
Rack, Glass Hanger.....	152
Rack, Towel	153
Rack, Wall.....	152
Racks & Ladders.....	192-195
Radio Adapter	45
Radio Antenna	47
Radio, CB	40
Radio Receiver	40-42
Radio Remote Control	42
Radio Shroud.....	39
Radio Switch.....	75
Radio, Two-Way	40
Radio Wire Adapter	46
Radios	40-42
Radios, Wallmount.....	43
Radius Corner Molding	139
Rail, Awning.....	131
Rail, Decorative.....	151
Rail, Drawer.....	151
Railing, Brass	151
Rain Guard.....	187
Railing, Oak.....	151
Range Cover.....	20, 27
Range Hood Vent.....	179
Range Hood Vent Shroud	179
Ranges.....	20-27
Reading Light.....	55, 56
Rear Blower Switch	92
Rear Heater.....	94
Rear Trim Molding	130
Rear Vision Systems.....	49, 50
Receiver, Infrared	41
Receiver, Radio	40-42
Receiver, Seat Belt.....	177
Receptacle.....	77, 80
Receptacle, 12 Volt	47, 80
Receptacle Cover	77
Receptacle, Duplex.....	77
Receptacle, Exterior	77
Receptacle, Flush Mount.....	77
Receptacle, GFI.....	90
Receptacle, Power Cord	70
Recessed Handle	141
Recessed Light	57
Recliner Bracket.....	186
Recliner Handle.....	157

Reducer, Bushing.....106
 Reel, Power 82
 Reflector.....60, 61
 Reflector, Stick On60
 Refrigerator Accessories3-20
 Refrigerator Vent Kit.....181
 Refrigerator Vents181
 Refrigerators3-20
 Registers.....92-94
 Regulator, LP103
 Regulator, Water114
 Relay, Battery Disconnect77
 Relay, Radio.....44
 Relays.....85
 Release, Rotary172
 Remote Panel, Power Inverter79
 Remote, Radio.....41, 42
 Repair Kit, Window Latch.....137
 Retainer129
 Retainer & Batten129
 Retainer Eye185
 Retainer, Headlamp.....66
 Retainer, License Plate59
 Retainer, Louver93, 151
 Retainer Screw150, 151
 Retainer Strap Chair149, 150
 Retainer, Trim.....134
 Return Air Vent.....93, 94
 Reveal Carrier137
 Reveal Molding.....136
 Reverse Cove Molding.....140
 Retractable Strap178
 Ride Rite Springs196
 Rigid Channel134
 Rivet, Plastic138
 Robe Hook.....160, 161
 Rock Guard.....182, 183
 Rocker Switch70, 71, 76
 Rod, Curtain115
 Rod, Entrance Door.....171
 Rod, Flange.....154
 Rod, Hood Latch176
 Rod, Latch171
 Rod-Lock, Slideout153
 Rod, Prop.....171
 Rod, Railing151
 Rod, Towel159
 Roller Asm.-Slideout153
 Roller w/Bracket.....153
 Roller Catch176
 Roller Catch and Strike175
 Roller, Hanger173

Roller Latch171
 Roller, Nylon173
 Roller Shade Bracket.....148
 Roll-Out Trash Wastebasket.....153
 Roof Cap181
 Roof Contour Trim132
 Roof Cove Trim138
 Roof Plate.....47, 48
 Roof Plate Cable47, 48
 Roof Rack Cargo.....181
 Roof Vents.....97-101, 181
 Rotary Latch171
 Rotary Release-Wire Latch.....172
 Rubber Bulb Seal.....133
 Rubber Bumper169, 170
 Rubber Flooring199
 Rubber Seal131
 Rug, Step197
 Runner, Rail.....152

S

Safe, Floor.....205
 Safety Latch, Knob.....115
 San-T-Flush System127
 Sanitary Tee.....113
 Sash Lock187
 Satellite Antenna.....41, 51, 52
 Satellite Dish51, 52
 Satellite Dome-In Motion.....52
 Satellite Radio, Cover42
 Satellite Radio Receiver40-42
 Scotch Weld Adhesive.....181
 Screen Clip, Plastic136
 Screen Door Catch173, 174
 Screen Door Latch173
 Screen Door Seal.....131
 Screen Door Shade.....204
 Screen Door Slide.....162
 Screen Door Slider and Strike162
 Screen Door Weather Strip134
 Screen Slider.....162
 Screen Spline136
 Screw/Bumper, Retaining141
 Screw Cover150
 Screw, Fog Lamp Adjusting68
 Seal, Adhesive Back129
 Seal, Bulb131, 133
 Seal Connector.....81
 Seal, Corner130
 Seal, Door129
 Seal, Door/Corner.....129

INDEX

Seal, D Section.....	133, 134	Shaft Extender.....	46
Seal, Engine Cover.....	135	Shelf Bracket.....	151
Seal, Entrance Door.....	133	Shelf Molding.....	140
Seal, Fin.....	135	Shelf & Rod.....	153
Seal, Foam.....	129, 134	Shelf Storage.....	151
Seal, Foam Tape.....	134	Shelf Support, Adjustable.....	153
Seal, Glazing.....	135	Shim Striker.....	171
Seal, Ladder Bracket.....	195	Shock Absorber.....	192
Seal, Lazy T Sponge.....	129	Shock, Stabilizer.....	192
Seal, Pile.....	129, 135	Shower Door Accessories.....	115
Seal, P-Shaped.....	135	Shower, Exterior Parts.....	179
Seal, Rubber.....	131	Shower Heads and Accessories.....	114, 115
Seal, Rubber Bulb.....	133	Shower Strainer.....	116
Seal, Screen Door.....	131	Shroud, Camera.....	179
Seal, Slideout.....	130, 131, 139	Shroud, Fuel Fill.....	179
Seal, Slider Window.....	135	Shroud, Radio.....	39
Seal, Sponge.....	129, 131	Shroud, Range Hood Vent.....	179
Seal, Stationary Window.....	136	Sidemarker Light.....	60-62
Seal, Swipe.....	130	Sidewall Door Molding.....	130
Seal, Swivel.....	111	Sidewall To Roof Molding.....	140
Seal T.....	132	Sidewall Trim.....	131
Seal, Tip Out Window.....	136, 137	Side Camera.....	49, 50
Seal, Triangle.....	134	Silicone.....	182
Seal, Trim.....	131, 132	Sink Strainer.....	116
Seal, U-Channel w/Wired Bulb.....	133	Sinks.....	116, 117
Seal, Window Slider.....	135	Skylights.....	180
Seal, Wipe.....	135	Slide Assembly.....	174
Sealant.....	181, 182	Slide Assembly, Dash.....	205
Sealer, Foam.....	134	Slide Bolt.....	143
Sealer, Seam.....	181	Slide Bolt, Control Knob.....	169
Sealer, Tape.....	134, 135	Slide, Cabinet.....	174
Seat Belt Cover.....	178	Slide, Cover.....	162
Seat Belt Adjuster.....	177	Slide, Drawer.....	174
Seat Belt Trim Plate.....	178	Slide Latch.....	146
Seat Belts.....	177, 178	Slide, Pantry.....	153
Seat Protector.....	183	Slide, Rail.....	174
Select Comfort Bed.....	161	Slide, Table.....	153
Selector Switch.....	91	Slide, TV.....	38
Sending Unit.....	113	Slideout Compt. Drawer Parts.....	187
Sensor, Carbon Monoxide Detector.....	206	Slideout Control Panel.....	76
Sewer Cap and Cord.....	105	Slideout Cover.....	199
Sewer Hose.....	106	Slideout Floor Seal.....	130
Sewer Hose Compartment.....	105	Slideout Roller Asm.....	153
Sewer Valve Accessories.....	105, 106	Slideout Tiedown.....	138
Sewer Valves.....	105, 106	Slideout Travel Latch.....	146
Shade Assembly.....	204	Slideout Trim.....	138
Shade, Lamp.....	53-55	Slider and Strike/Screen Door.....	162
Shade, Power.....	204	Slider Screen.....	162
Shade Pull.....	148	Slider, Screen Door.....	162
Shade, Roller Bracket.....	148	Sliding Door Hanger.....	173, 174
Shade, Screen Door.....	204	Smoke Detector.....	206
Shade, Vent Cover.....	97	Snap Hook Catch.....	145

Snap Swivel	148	Stepwell Light	60
Snap Tape.....	148	Stereo Headphone.....	45
Soap Dish	160	Stereo System	44
Soap/Lotion Dispenser.....	117	Stick On Reflector	60
Socket.....	67, 69, 80	Stop, Door.....	169
Socket Assembly	60, 64, 67, 69	Stop, Ladder	196
Socket Base	60	Stop, Screen Clip	136
Socket Connector	69, 70	Stopper, Rubber	117
Socket, Lamp	67, 80	Storage Compartment Lid	181
Socket, Sidemarker	69	Storage Container	152
Socket Screw	147	Storage, Wall Mount.....	151
Sofa Switch.....	76	Straight Stop Valve.....	111
Solar Panel/Parts.....	83	Strainer Assembly.....	116
Solenoid.....	77	Strainer, In-Line.....	113
Solenoid, Battery Changeover.....	77	Strainer, Shower	116
Spacer.....	63, 140	Strainer, Shower Pan	116
Spacer, Latch	176	Strainer, Sink.....	116
Spacer, Light.....	63	Strainer, Tub.....	116
Spacer, Monitor.....	185	Strainer, Water Pump.....	112
Spacer, Phone	185	Strap, Retractable	178
Spacer, Receptacle	185	Strap/Tiedown.....	38
Spacer, Shower Head	115	Strike, Door	170-172
Spacer, Switch	74	Strike, Hood Latch	176
Spare Tire Bracket	186, 187	Strike Plate	143
Spare Tire Cover Ring	205	Strike, Slider.....	162
Speaker and Grille	45, 46	Striker.....	141, 143
Speaker Volume Control.....	45	Striker-Bolt	142, 143, 164
Speakers	45, 46	Striker, Door, Luggage.....	143
Splice, Trim	139	Striker Bracket	176
Spline, Screen.....	136	Striker Mount	143
Splitter, Antenna.....	42	Strip Light.....	58
Splitter, Three-Way	48	Stud, Isolated.....	78
Splitter, Two-Way	48	Stud, Snap.....	147
Spot Lifter	205	Sunscreen/Windshield Kit	203
Spotlight	58	Sunvisor	204
Spout, Tub.....	119	Support, Clothes Rod	115
Spray Paint	182	Support, Door	147, 148
Spring/Assist.....	186	Support, Fog Lamp	68
Spring, Door	176	Support, Headlamp.....	65
Spring Extension, Blind	149	Support Hinge.....	143, 156
Spring, Lock Out.....	176	Support Hinge Lock	143
Spring, Sliding Door	176	Support, Leaf	157
Spring Strike and Catch.....	175	Support Lid.....	143
Sprint/Catch	186	Support Shelf.....	115
Squeegee Bracket.....	179	Support, Table	156
Stabilizer Shocks	192	Surface Mount Hinge	145
Step, Electric.....	197, 198	Surface Mount Light	57, 60
Step, Manual	197	Swell Latch	169
Step Rug	197	Switch, Actuator	75
Step Switch Assembly	76	Switch, Audio.....	39, 46
Step Tread	199	Switch, Audio/Video	39
Steering Wheel Remote.....	42	Switch, Automatic Transfer	78, 79

INDEX

Switch, Base	71
Switch, Battery	75
Switch, Battery Disconnect	75
Switch, Battery Dual Boost	75
Switch, Bezel	71-74
Switch, Blank	75
Switch Box, Video Camera	49
Switch Cover, Air Conditioner	91
Switch, Dimmer	55
Switch, Energy Select	79
Switch, Flat	71
Switch, Fuel Changeover	75
Switch, Generator	76
Switch, Heated Mirror	75
Switch, Heater	92
Switch, Housing	76
Switch, Leaf Actuator	76
Switch, Mirror	191
Switch, Paddle	77
Switch, Panel	74
Switch Plate	74, 75
Switch, Plunger	77
Switch, Power Door Lock	76
Switch, Power Window	75
Switch, Radio	75
Switch, Rear Blower	92
Switch, Remote Mirror	76
Switch, Rocker	70, 71, 76
Switch, Selector	91
Switch, Sofa	76
Switch, Spacer	74
Switch, Step Asm.	76
Switch, Toggle	71, 77
Switch, Video	39, 75
Switch, Windshield Washer	75
Switch, Windshield Wiper	75
Swivel Light	57
Swivel Seal	111
Swivel, Snap	148
Swivel, Television	37, 38

T

Table Base	157
Table Extender	156
Table Hardware	156
Table Lamp	55
Table Leg	156
Table Plate	156
Table Slide	153
Table Support	156
Table Track	156
Tabletop Leveler	156

Taillamp Bracket	64
Taillight Pod	64
Taillights	62-65
Tailpiece	113, 117
Tailpipe Hanger	206
Tambour Spiral Kit	187
Tape, Double Sided	135
Tape, Foam	134
Tape, Glide	148
Tape, Green Vinyl	135
Tape, Hook	151
Tape, Loop	151
Tape, Plastic w/Guides	148
Tape, Protection	135
Tape, Sealer	134, 135
Tape, Snap	148
Tee, Plumbing	109, 110
Tee, Sanitary	113
Tee, Swivel	110
Telephone Wall Plate	47
Telescopic Waste	107
Television Slide/Swivel	37, 38
Televisions	33-37
TV Cover	37
Terminal	80, 81
Thermometer/Compass	59
Thermostat	91
Tieback, Clear Plastic	150
Tiedown Bracket	38, 178
Tiedown Chair	149, 150
Tiedown, Slideout	138
Tiedown Straps	37-39
Tiedowns	37-39
Tip-Out Window Seal	136
Tire Cover, Ring	205
Tire Cover, Vinyl	205
T-Handle	106, 156
T-Molding	140
T-Seal	132
Toggle Switch	71, 77
Toilet Riser	125
Toilet Spacers	125
Toilet Tissue	128
Toilet Tissue Holder	160
Toilets	121-125
Towel Bar	159
Towel Bar Brackets	115
Towel Rack	153
Towel Ring	159, 160
Towel Rod	159
Toy, Motor Home	205
Track, Curtain	147

Track, Door.....	147
Track End, Cap.....	147
Track, Wall.....	147
Trailer Connector.....	69, 82
Transmitter, Infrared.....	42
Trap Vent, Anti-Siphon.....	107
Trash Container, Roll Out.....	153
Travel Latch.....	20
Tray, Cutlery.....	152
Tray, Utility.....	146
Tread, Step.....	199
Trik-L-Start.....	207
Trim, Backwall.....	139
Trim, Carpet.....	138
Trim, Cover.....	132
Trim, Contour.....	132
Trim, Edge.....	141
Trim, J.....	138, 139
Trim Kit, Faucet.....	119
Trim Kit, Microwave.....	31
Trim Plate, Seat Belt.....	178
Trim, Retainer.....	134
Trim, Roof Contour.....	132
Trim, Roof Cove.....	138
Trim, Seal.....	131, 132
Trim, Sidewall.....	131, 132
Trim, Slideout.....	138
Trim, Splice.....	139
Trim, Step.....	133
Trim, Vinyl.....	132
Trim Ring, Light.....	57
True Level Quick Reference.....	84
Trunk Latch.....	175
Trunk Liner Carpet.....	199
Trunk/Trailer Housing.....	69
Tub Spout.....	119
Tub Strainer.....	116
Tube Cap.....	150
Tubing, Vinyl.....	112
TV Adapter.....	48
TV Antenna.....	48, 51
TV Cover.....	37
TV Knob, Swingout.....	37
TV Power Controller.....	47
TV Splitter.....	48
TV Swivel.....	37, 38, 153
TV Tiedown.....	37, 38
TV/VCR Bracket.....	38
Twin Ball Catch.....	175
Twist Lock.....	145
Twist Lock & Clip.....	172
Two-Way Radio.....	40

U

U-Bolts.....	205
U-Channel.....	133
U-Channel Ext.....	141
Union-Hose.....	111
Upholstery Washer.....	147
Upright, Storage Wall Mount.....	151
Utility Tray.....	146
Ultra Trik-L-Start Battery Charger.....	207

V

VacPan.....	32
Vacuum Breaker.....	111, 114
Vacuum Cleaner, Built-In.....	32
Valance Catch.....	146
Valance Mounting Brace.....	146
Valve, 90°.....	111
Valve Assembly.....	106, 112
Valve, Ball.....	111
Valve, Bypass.....	111
Valve Check.....	103, 111
Valve, Dual.....	105
Valve, Dump.....	105, 106
Valve Faucet.....	119
Valve, Fuel Change Selector.....	77
Valve Handle.....	106
Valve Line Drain.....	111
Valve Needle.....	111
Valve, Plastic.....	111
Valve, Pressure Solenoid.....	196
Valve Replacements.....	105
Valve Sewer Hose.....	105, 106
Valve Stem Extension.....	200, 204
Valve Stem Stabilizer.....	200
Valve, Straight Stop.....	111
Valve, Water.....	112
Valves, Sewer.....	105, 106
VCR.....	39, 43
VCR Bracket.....	38
Velcro Hook.....	151
Velcro Strip.....	151
Vent Cover.....	181
Vent Cover Shade.....	97
Vent, Defroster.....	92, 93
Vent, Dryer.....	179
Vent, Hood.....	179
Vent, Microwave.....	30, 185
Vent Pipe, Covered.....	106
Vent, Range Hood.....	179
Vent, Refrigerator.....	181

INDEX

Vent, Return Air	93, 94
Vent, Roof	97-101
Video Camera Switch Box	49
Video Control Center	39
Video Switch	75
Vinyl Glazing	136
Vinyl Insert	130
Vinyl Wrapped Molding	129
Visor Pocket	204
Volume Control, Speaker	45

W

Wall Clock	59
Wall Lamp	52-54
Wall Plate	47, 51
Wall Rack	152
Wall Track	147
Wallmount Radio	43
Wand Blind	148
Wardrobe Door Latch	176, 177
Wardrobe Light	58
Washer/Dryer, Clothes	32
Washer Nozzle Kit	183
Waste Control, Sink	107
Wastebasket	152, 153
Wastebasket, Slide-Out	153
Water Filter	120
Water Heater By-Pass	114
Water Heater Door	127
Water Heaters	126, 127
Water Pump	112, 113
Water Pump Strainer	112
Water Purification System	120
Water Regulator	114
Water Tank Fittings	113
Waterfill Cap/Cord/Spout	112
Waterfill, City	112
Waterfill, Lockable	112
Water Purification Filter	120
Water Valve	112, 113
Waterline Wrench	111
Weatherstrip, Escape Window	136
Weatherstrip, Screen Door	134
Weatherstrip, Vinyl	133
Weatherstrip, Vinyl Bulb	130
Weatherstrip, Window	134, 135
Weatherstrip, Flocked Belt/Wipe Seal	135
Weep Hole Cover	136
Welting/Gimp	140
Wheel Covers	200, 203
Wheel Liners	199-203

Wicker Basket	152
Window Latch Kit	137
Window Operating Parts	136
Window Slider Seal	135
Windshield Carrier	137
Windshield Installation Kit	137
Windshield Sunscreen Kit	203
Windshield Washer Switch	75
Windshield Wiper Nozzle Kit	183
Windshield Wiper Switch	75
Winegard Satellite Antenna	51, 52
Wire Adapter	46
Wire Adapter w/Diode Pack	83
Wire Assembly	41, 42, 46, 51, 62, 68, 69, 83
Wire Assembly, Heater/Tanks	83
Wire Asm. Antenna	51
Wire Asm. Diode Pack	83
Wire Asm. Heater/Tanks	83
Wire Asm. Monitor Panel	83
Wire Asm. Non-Contact Sensor	83
Wire Asm. Pin	44
Wire Asm. Power Cable	41
Wire Asm. Receiver	42
Wire Asm. Satellite Radio	41, 42
Wire Connector	69, 70
Wire Harness	42
Wire Monitor	51
Wire Protector	171
Wood Plug	150
Wrench, Filter	120
Wrench, Lug	183
Wrench, Hex	177
Wrench, Slideroom	184
Wrench, Waterline	111
Wye, Plumbing	113

Z

Z-Bracket	38
Zee/Keeper, Latch	172

