



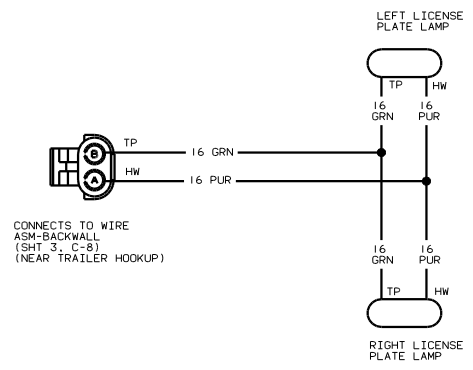
DANGER

Danger of electrical shock, burns or death. Always remove all power sources before attempting any repair, service or diagnostic work. Power can be present from shore power, generator, inverter or battery. All power sources must be disabled and secured before performing any service.

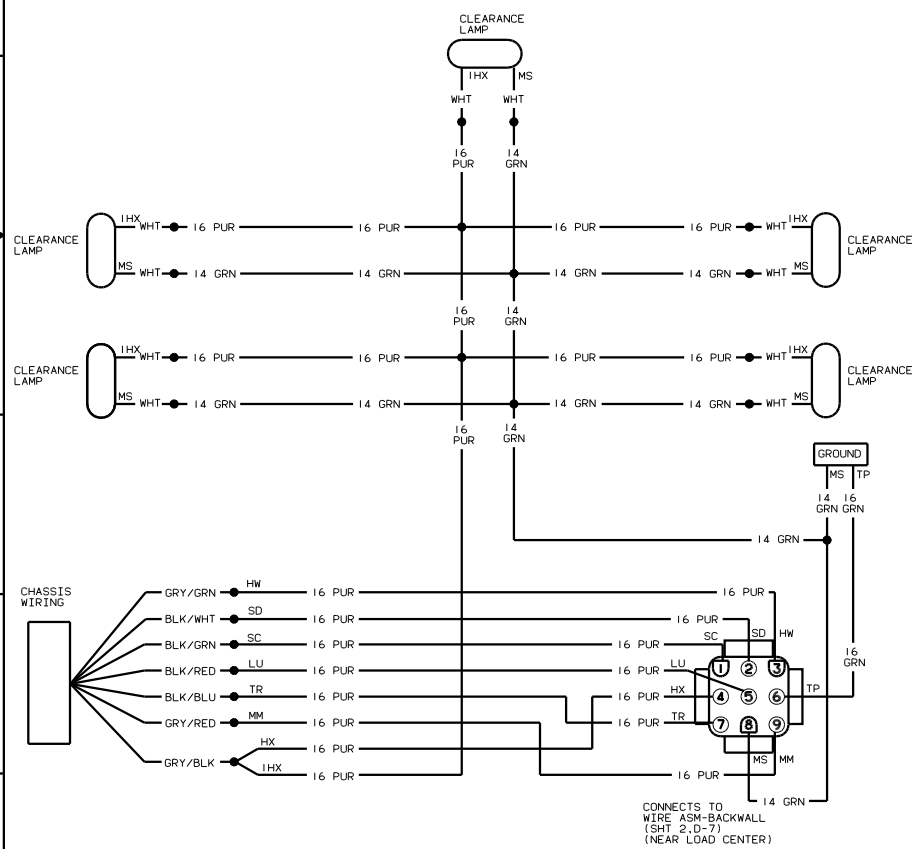


CAUTION

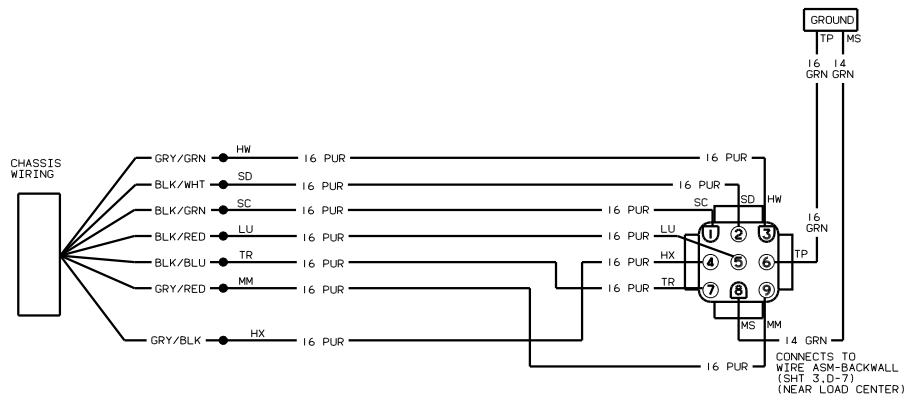
If you lack the skills, tools or equipment to perform diagnostic or repair work leave such work to an authorized Winnebago Industries dealer or other qualified shop.



WIRING DIAGRAM LICENSE PLATE LAMPS
(WIRE ASM 113731-02 US/CA)
(WIRE ASM-113731-01 JAPAN EXPORT)

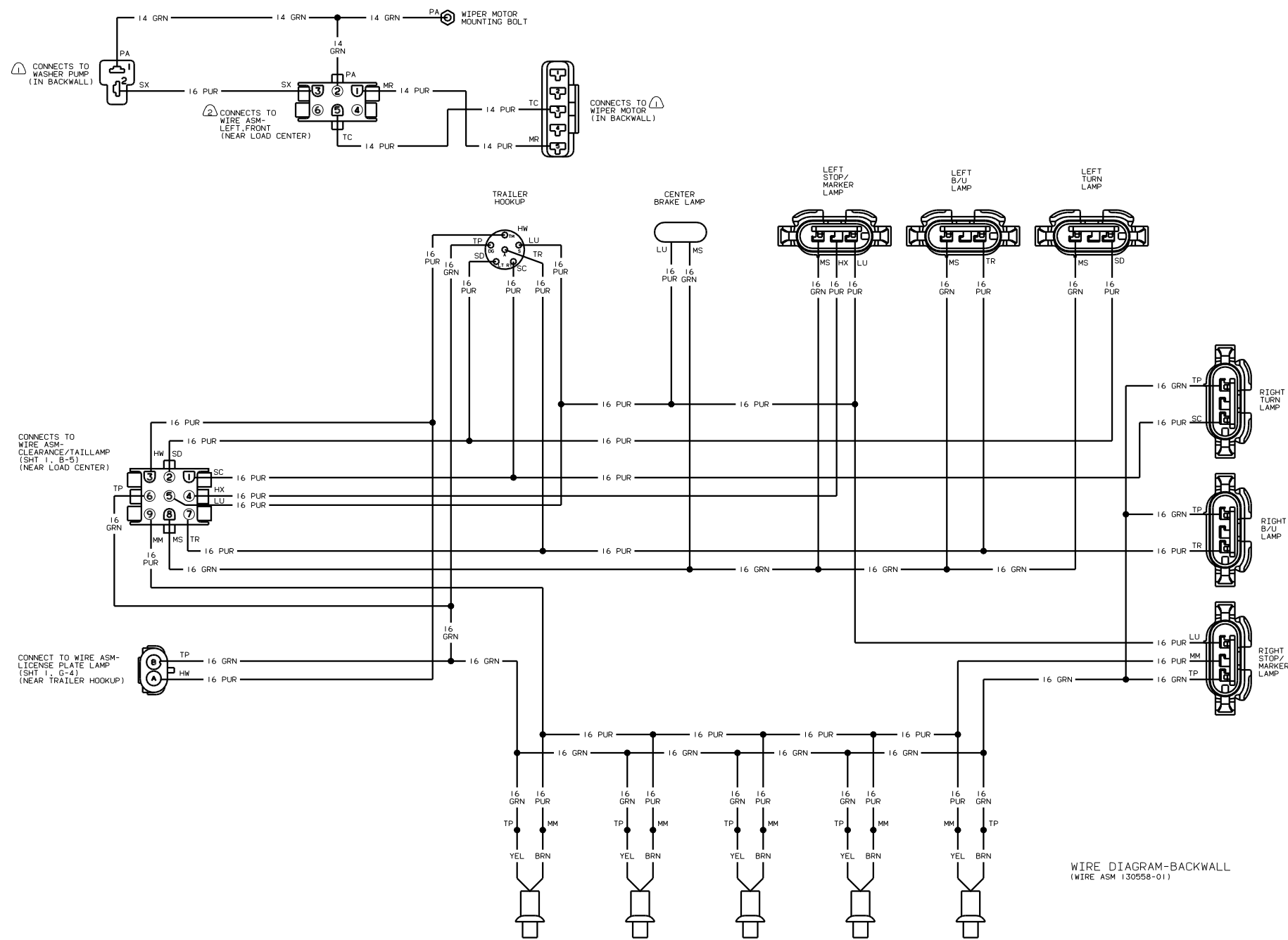


WIRING DIAGRAM-EXTERIOR LAMPS
(WIRE ASM 131083-01 OD HD)
(WIRE ASM 131083-02 FD)
(WIRE ASM 131083-03 SHELL)



WIRING DIAGRAM-CLEARANCE/TAILLAMPS
(WIRE ASM 131083-04)
(JAPAN EXPORT)

OF IN		DATE	UNSPECIFIED TOLERANCES ARE:	INVERTICAL
CHP	DATE	W/16 000 101	+	
PIE	DATE	ONE-PLACE 19.81	+	
W/E	DATE	TWO-PLACE 19.803	+	
DATE	DATE	ANGLE	+	
COMP	DATE	INDIC. W/16 000 101	+	
LAYOUT NO.		DATE	INDIC. W/16 000 101	+
TITLE		DATE	INDIC. W/16 000 101	+
WIRING DIAGRAM-AUTO LAMPS		DATE	INDIC. W/16 000 101	+
REV #	SCALE	NOTE	INDIC. W/16 000 101	+
1			INDIC. W/16 000 101	+
SHEET 1 OF 3		DATE	INDIC. W/16 000 101	+
130504		DATE	INDIC. W/16 000 101	+



WIRE DIAGRAM-BACKWALL (WIRE ASM 130558-01)

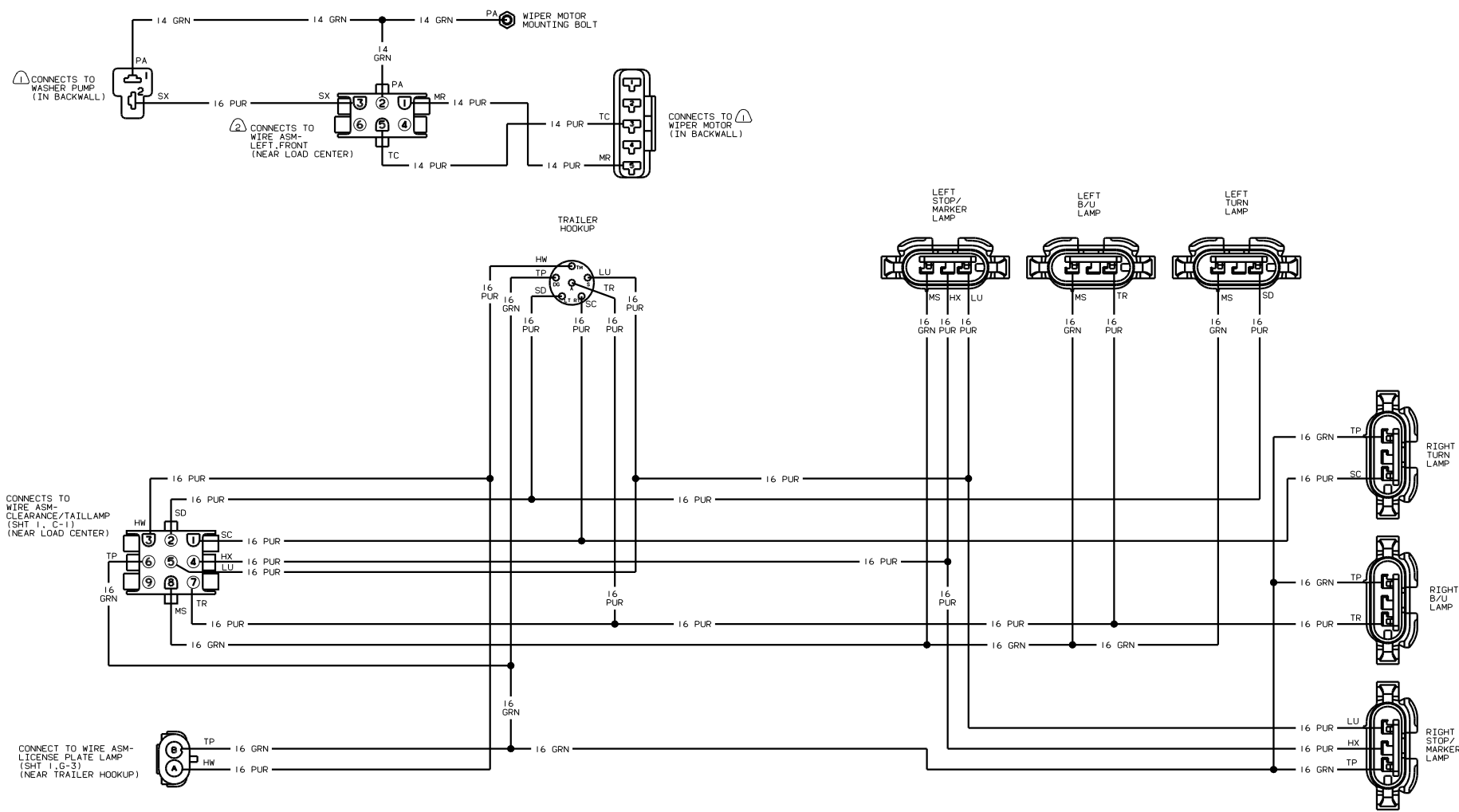
99 200 SERIES

TITLE		WIRING DIAGRAM-AUTO LAMPS	
DATE	BY	DATE	BY
11/11/04	J.E.	11/11/04	J.E.
SHEET 2 OF 3		130504	

NOTES:

(2) SEE WIRING DIAGRAM-BODY FOR ADDITIONAL INFORMATION.

(1) SEE MANUFACTURER'S DIAGRAM FOR ADDITIONAL INFORMATION.



WIRE DIAGRAM-BACKWALL
(WIRE ASM 130558-02)
(JAPAN EXPORT)

99 200 SERIES

WIRING DIAGRAM-AUTO LAMPS	
NO. OF PAGES	TOT. PAGES
SHEET 3 OF 3	16
130504	

② SEE WIRING DIAGRAM-BODY FOR ADDITIONAL INFORMATION.
 ① SEE MANUFACTURER'S DIAGRAM FOR ADDITIONAL INFORMATION.