



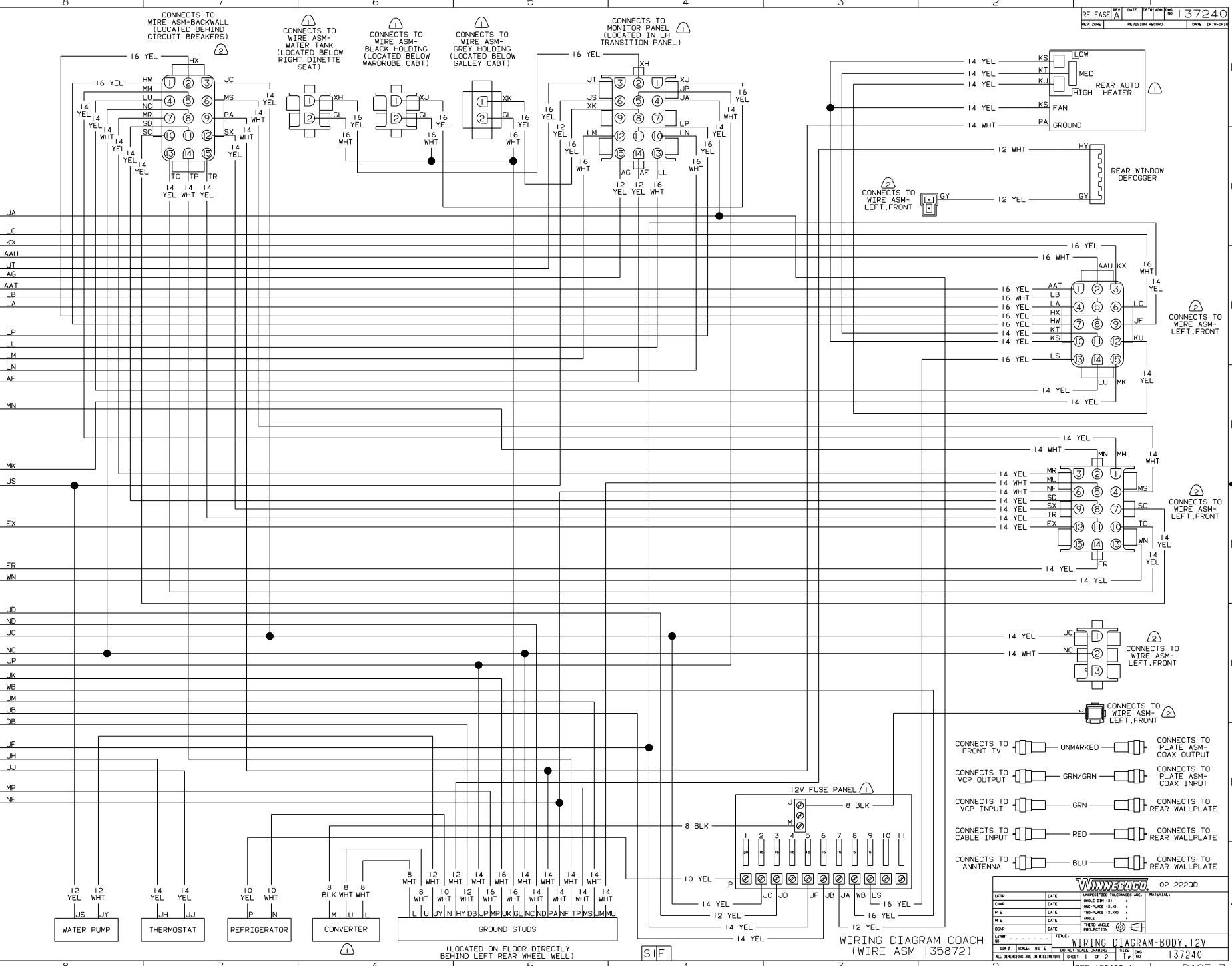
DANGER

Danger of electrical shock, burns or death. Always remove all power sources before attempting any repair, service or diagnostic work. Power can be present from shore power, generator, inverter or battery. All power sources must be disabled and secured before performing any service.



CAUTION

If you lack the skills, tools or equipment to perform diagnostic or repair work leave such work to an authorized Winnebago Industries dealer or other qualified shop.

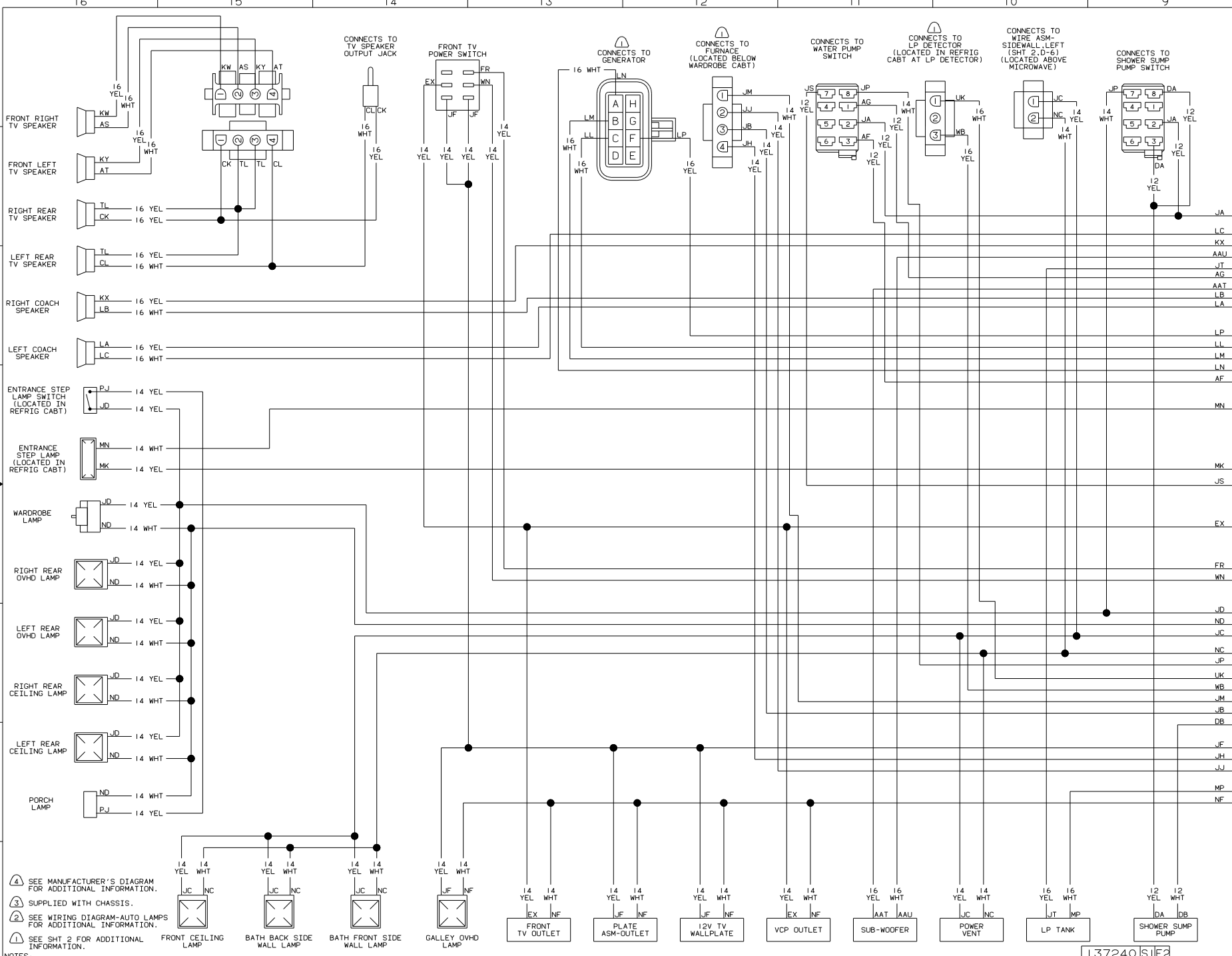


WIRING DIAGRAM COACH
 (WIRE ASM 135872)

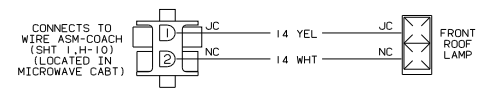
WINNEBAGO 02 22200

DATE	UNDESIGNED TRACES ARE:	REVISION
DATE	DATE	DATE
DATE	DATE	DATE
DATE	DATE	DATE
DATE	DATE	DATE
DATE	DATE	DATE
DATE	DATE	DATE
DATE	DATE	DATE
DATE	DATE	DATE
DATE	DATE	DATE

SCALE: NOTE: DO NOT SCALE DRAWING. REF: 137240
 SHEET 1 OF 2 I.F. NO. 137240



- NOTES:
- ④ SEE MANUFACTURER'S DIAGRAM FOR ADDITIONAL INFORMATION.
 - ③ SUPPLIED WITH CHASSIS.
 - ② SEE WIRING DIAGRAM-AUTO LAMPS FOR ADDITIONAL INFORMATION.
 - ① SEE SHT 2 FOR ADDITIONAL INFORMATION.



WIRING DIAGRAM-ROOF,FRONT
(WIRE ASM 119112)