



# Parts Manual

Cummins **Onan**

Performance you rely on.™



## RV Generator Set

KV (Spec A-L)  
KVC (Spec A-C)  
KVD (Spec A-B)

## MODEL IDENTIFICATION

To avoid errors or delay in filling your parts order, always give the MODEL, SPEC NO. and SERIAL NO. from the Onan nameplate.

For handy reference, insert your nameplate information in the spaces below.

MODEL AND SPEC NO.

SERIAL NO.

DIGITAL CONTROL SOFTWARE VERSION AND DATE (IF APPLICABLE)

## SAFETY PRECAUTIONS

The following symbols are used in Onan manuals to alert users to the potentially dangerous conditions relating to maintenance of equipment and replacement of parts. Please read and observe.



*This symbol warns of immediate hazards which will result in severe personal injury or death.*



*This symbol refers to a hazard or unsafe practice which can result in severe personal injury or death.*



*This symbol refers to a hazard or unsafe practice which can result in severe personal injury or product or property damage.*

## PRODUCT SAFETY PRECAUTIONS



***Service and repair of Onan equipment must be performed by trained, experienced personnel only. Improper service or repair may result in property damage, severe personal injury or death. Do not use this catalog as a guide to servicing your equipment. Read and follow the IMPORTANT SAFETY INSTRUCTIONS in the Service Manual appropriate for the equipment you are working on.***



***Contact with USED ENGINE OILS has been identified by a United States federal agency and some USA state agencies as causing CANCER or REPRODUCTIVE TOXICITY. When checking or changing engine oils take all necessary precautions not to ingest, breathe the fumes or contact the used oil.***



***Contact with ASBESTOS has been identified by a United States federal agency and some USA state agencies as causing CANCER or REPRODUCTIVE TOXICITY. When handling engine gaskets take all necessary precautions not to ingest, breathe or contact the dust from the gaskets! Use adequate ventilation and wear protective gloves, masks and clothing!***



***Contact with BENZINE and LEAD, found in gasoline, fuel additives and solvents has been identified by a United States federal agency and some USA state agencies as causing CANCER or REPRODUCTIVE TOXICITY. When checking, draining or adding gasoline and fuel additives or using solvents take all necessary precautions not to ingest, breathe the fumes or contact the liquids. Use adequate ventilation and wear protective gloves, masks and protective clothing!***



***Servicing and replacement of MARINE CRITICAL PARTS must be carried out by persons trained and experienced with marine gasoline engine-generator safety requirements!***

## Introduction

This manual applies to the standard Recreational Vehicle Generator Sets as listed in the Generator Set Data Table. Parts are arranged in groups of related items and each illustrated part is identified by a reference number corresponding to the same reference number in the parts list. Parts illustrations are typical. Using the model and specification number from your generator set nameplate, select parts that apply to your set. Right and left sides are determined by facing the engine end (front) of the set.

<b>Generator Set Data Table</b>				
<b>MODEL AND SPECIFICATION</b>	<b>VOLTS</b>	<b>HERTZ</b>	<b>FUEL</b>	<b>WIRING DIAGRAM</b>
1.7KV-FU/29236A,B	240	50	Gasoline	610-0376
2.0KV-FR/26119B	230	50	LP	610-0376
2.0KV-FR/26119,C,D,E	230	50	LP	610-0383
2.0KV-FR/26119F,G,H,J	230	50	LP	610-0389
2.0KV-FR/26119K,L	230	50	LP	610-0389
2.0KV-FR/33742B	220	50	Gasoline	610-0376
2.0KV-FR/33742C,D,E	220	50	Gasoline	610-0383
2.0KV-FR/33742F,G	220	50	Gasoline	610-0389
2.0KV-FR/37544A,B	110/220	50	Gasoline	610-0380
2.0KV-FR/51844C,E	220	50	Gasoline	610-0384
2.0KV-FR/51844F,G	220	50	Gasoline	610-0390
2.2KV-FA/26100A,B	120	60	Gasoline	610-0375
2.3KV-FR/33742F,G,J,K	220	50	Gasoline	610-0389
2.3KV-FR/51844F,G,J,K	220	50	Gasoline	610-0390
2.5KV-FR/11540F,G,H,J	100	60	LP	610-0394
2.5KV-FR/11540K,L	100	60	LP	610-0394
2.5KV-FA/26120B	120	60	LP	610-0379
2.5KV-FA/26120C,D,E	120	60	LP	610-0382
2.5KV-FA/26120F,G,H,J	120	60	LP	610-0388
2.5KV-FA/26120K,L	100	60	LP	610-0388
2.8KV-FR/11351C,E	100	60	Gasoline	610-0386
2.8KV-FR/11351F,G,J,K	100	60	Gasoline	610-0394
2.8KV-FA/11574F,G,J,K	120	60	Gasoline	610-0388
2.8KV-FA/26100A,B	120	60	Gasoline	610-0375
2.8KV-FA/26100C,E	120	60	Gasoline	610-0382
2.8KV-FA/26100F,G,J	120	60	Gasoline	610-0388
3.0KVC-83A,B,C	120	60	Gasoline	610-0395
3.0KVC-84A,B,C	100	60	Gasoline	610-0396
2.5KVD-2089A,B	120	60	LP	625-4345
2.0KVD-3730B	230	50	LP	625-4562
2.8KVD-2090A	120	60	Gasoline	625-4345
2.3KVD-3729A	230	50	Gasoline	625-4562

Note – The diagonal line (/) or dash (-) in the model and specification number separates generator set characteristics from the specification number and letter. The specification number denotes customer requested options or deviations from a standard model. The specification letter advances (A to B, B to C, etc.) with major manufacturing changes.

## Index

- Arm, Governor Adjust, **11**  
Arm, Rocker, **8**
- Baffle, Air, **27**  
Baffle, Inlet (KV, KVD, Gasoline), **24**  
Baffle, Inlet (KV, KVD, LP), **26**  
Baffle, Seal, **27**  
Base Mounting KV, **39**  
Base Mounting KVD, **40**  
Base, Housing (KV), **35**  
Base, Housing (KVC), **37**  
Base, Housing (KVD), **36**  
Base, Mounting (KV), **35**  
Base, Mounting (KVC), **37**  
Base, Mounting (KVD), **36**  
Base, Oil, **10**  
Bearing, Ball, **7**  
Bearing, Choke Flange (KV Begin Spec C), **13**  
Bearing, Choke Flange (KVC, KVD, Gasoline), **14**  
Bearing, Crankshaft Ball, **7**  
Bearing, Generator Rotor Ball, **49**  
Block, Cylinder, **6**  
Block, Generator Brush, **46**  
Boot, Inlet Baffle Insulation (KV, KVD, Gasoline), **24**  
Boot, Inlet Baffle Insulation (KV, KVD, LP), **26**  
Boot, Spark Plug (KV), **35**  
Boot, Spark Plug (KVC), **52**  
Boot, Spark Plug (KVD), **36**  
Box, Control (KV Spec A–F), **50**  
Box, Control (KVD and KV Begin Spec G), **51**  
Brace, Generator, **44**  
Bracket, Choke Mounting (KV Spec A, B), **12**  
Bracket, Fuel Regulator (KV Begin Spec L and KVD Begin Spec B), **21**  
Bracket, Lifting, **6**  
Bracket, Muffler (KV Spec A–G), **30**  
Bracket, Muffler (KVD), **33**  
Bracket, Muffler Hanger (KVC), **32**  
Bracket, Regulator, **19**  
Bracket, Solenoid, **49**  
Bracket, Underfloor Mounting, **44**  
Bracket–Lifting, **20**  
Breaker, Circuit (KV Spec A–F), **50**  
Breaker, Circuit (KVC), **52**  
Breaker, Circuit (KVD and KV Spec Begin Spec G), **51**  
Breather, Cylinder Head, **6**  
Brush, Generator Brush Block, **46**  
Bushing, Inlet Baffle Strain Relief (KV, KVD, Gasoline), **24**  
Bushing, Inlet Baffle Strain Relief (KV, KVD, LP), **26**  
Bushing, Strain Relief, **24, 26**
- Camshaft, **8**  
Cap, Choke Dome (KV Begin Spec C), **13**  
Cap, Choke Dome (KVC, KVD, Gasoline), **14**  
Capacitor (KV Spec A–F), **50**  
Carburetor, **20**  
Carburetor (LP), **19**  
Carburetor, Gasoline, **16**
- Choke (KV Begin Spec C), **13**  
Choke (KV Spec A, B), **12**  
Clamp, **20**  
Clamp, Loop, **19**  
Clamp, Muffler (KVD), **33**  
Clamp–Hose, **20**  
Clamp–J, **20**  
Clip, "J", **9**  
Clip, Choke "U" (KV Spec A, B), **12**  
Clip, Governor Retainer, **11**  
Clip, Rod End (KV Spec A, B), **12**  
Coil, Ignition (KV), **35**  
Coil, Ignition (KVC), **52**  
Coil, Ignition (KVD), **36**  
Collar, Governor Control Lever, **11**  
Components, Carburetor, **17**  
Connector, Barbed Hose (KV, KVD, LP), **26**  
Connector, Plug (8 Pin) (KVC, KVD and KV begin Spec F), **65**  
Connector, Receptacle (8 Pin) (KVC, KVD and KV begin Spec F), **65**  
Connector, Receptacle (8 Pin) (KVC, KVD and KV begin Spec F), **65**  
Control (KVC), **52**  
Coupling, Anchor (KV, KVD, LP), **26**  
Coupling–Anchor, **24**  
Cover, Air Filter Element, **47**  
Cover, Choke (KV Begin Spec C), **13**  
Cover, Choke (KV Spec A, B), **12**  
Cover, Choke (KVC, KVD, Gasoline), **14**  
Cover, Choke Thermostat Element (KV Begin Spec C), **13**  
Cover, Choke Thermostat Element (KVC, KVD, Gasoline), **14**  
Cover, Cylinder Head, **9**  
Cover, Housing (KV), **41**  
Cover, Housing (KVD), **42**  
Cover, Mounting Base (KVC), **37**  
Cover, Rocker Switch (KV Spec C–F), **50**  
Cover, Rocker Switch (KVC), **52**  
Cover, Rocker Switch (KVD and KV Spec Begin Spec G), **51**  
Cover, Switch (KVC), **52**  
Crankshaft, **7**
- Diaphragm, Pull Off (KV Spec A, B), **12**  
Diode, Remote Panel (KV Spec A–E), **53**  
Duct, Endbell Air, **46**
- Edging, Underfloor Mounting, **44**  
Elbow, Fuel Pump (KVC), **28**  
Elbow, Inlet Baffle (KV, KVD, Gasoline), **24**  
Elbow, Inlet Baffle (KV, KVD, LP), **26**  
Elbow, Intake (Gasoline), **16**  
Elbow, Male (KV, KVD, LP), **26**  
Element, Air Filter, **47**  
Element, Thermostat (KV Begin Spec C), **13**  
Element, Thermostat (KV Spec A, B), **12**  
Element, Thermostat (KVC, KVD, Gasoline), **14**

## Index

- Endbell, **46**  
Engine, **20**  
Engine, Replacement, **6**
- Filter, Fuel, **15**  
Fitting–Barbed hose, **24**  
Flange, Air Cleaner, **21**  
Flange, Air Cleaner (Gasoline), **16**  
Flange, Air Cleaner (LP), **19**  
Flyweight, **8**  
Foam, Carburetor (KVC, KVD), **16**  
Foam, Fuel Filter, **15**  
Fuel System Assy, **20**  
Fuse (KV Spec A–F), **50**  
Fuse, Generator Harness (KV Spec C–E), **59**  
Fuse, Generator Harness (KVC), **61**  
Fuse, Generator Harness (KVD and KV Begin Spec F), **60**  
Fuse, Generator Harness (KVD and KV, Begin Spec F), **60**
- Gasket, Carburetor (Gasoline), **16**  
Gasket, Carburetor (LP), **19**  
Gasket, Cylinder Head, **9**  
Gasket, Drain Plug, **10**  
Gasket, Exhaust (KVD), **33**  
Gasket, Gearcase, **6**  
Gasket, Governor Retainer Clip, **11**  
Gasket, Head, **6**  
Gasket, Housing Base (KV), **35**  
Gasket, Housing Cover (KV), **41**  
Gasket, Housing Cover (KVD), **42**  
Gasket, Inlet Baffle Foam (KV, KVD, Gasoline), **24**  
Gasket, Inlet Baffle Foam (KV, KVD, LP), **26**  
Gasket, Intake Elbow (Gasoline), **16**  
Gasket, Muffler (KV Begin Spec H), **31**  
Gasket, Muffler (KV Spec A–G), **30**  
Gasket, Muffler (KVC), **32**  
Gasket, Muffler (KVD), **33**  
Gasket, Oil Base, **10**  
Gasket–Carb–Flange, **20**  
Gear, Camshaft, **8**  
Gear, Crankshaft, **7**  
Gear, Governor, **8**  
Gearcase, **6**  
Governor, **11**  
Grommet, Generator Harness (KVC), **61**  
Grommet, Housing Base (KVC), **37**  
Grommet, Inlet Baffle (KV, KVD, Gasoline), **24**  
Grommet, Inlet Baffle (KV, KVD, LP), **26**  
Grommet, Inlet Baffle (KVD, Gasoline), **24**  
Grommet, Inlet Baffle (KVD, LP), **26**  
Grommet, Muffler Bracket (KVC), **32**  
Guard, Housing Cover Air Inlet (KV), **41**  
Guide, Push Rod, **8**
- Hanger, Tailpipe (KV), **34**  
Harness, AC Output (KVC), **52**  
Harness, Adapter (KVC, KVD and KV Begin Spec F), **65**  
Harness, DC (Z1, Z2, Z3, Z4) (KV Spec A, B), **58**  
Harness, DC (Z1, Z4) (KV Spec C–E), **59**  
Harness, DC (Z1, Z4) (KVD and KV Begin Spec F), **60**  
Harness, Generator (J1, J2)(KVC), **61**  
Harness, Generator (KV Spec A, B), **58**  
Harness, Generator (KV Spec C–E), **59**  
Harness, Generator (KVD and KV Begin Spec F), **60**  
Harness, Generator (KVD), **62**  
Harness, PCB, **63**  
Harness, PCB (KV Spec C–F), **50**  
Harness, PCB (KVC), **52**  
Harness, PCB (KVD and KV Spec Begin Spec G), **51**  
Harness, Remote Panel (KVD and KV Begin Spec F), **55**  
Harness, Remote Panel (Switch Only), **56**  
Harness, Remote Switch Panel (KV Begin Spec F), **54**  
Harness, Remote Wiring (KV Spec A–E), **57**  
Harness, Remote Wiring (KVC, KVD and KV Begin Spec F), **65**  
Harness, Wiring (Z1)(KVC), **63**  
Head, Cylinder, **6**  
Holder, Fuse (KV Spec A–F), **50**  
Holder, Generator Harness Fuse (KVC), **61**  
Holder, Governor Spring, **11**  
Hose, Breather, **9, 21**  
Hose, Fuel (Gasoline), **15**  
Hose, Fuel (LP), **19**  
Hose, Vacuum (KV Spec A, B), **12**  
Hose, Vapor, LP, **21**  
Hose, Vent (LP), **19**  
Hourmeter (KVD and KV Begin Spec F), **55**  
Housing, Air Guide, **9**  
Housing, Choke (KV Begin Spec C), **13**  
Housing, Choke (KV Spec A, B), **12**  
Housing, Choke (KVC, KVD, Gasoline), **14**  
Housing, Scroll, **47**  
Housing, Stator, **49**  
Housing, Terminal (KVC, KVD and KV begin Spec F), **65**  
Hub, Fan, **49**
- Indicator, Oil Level, **10**  
Inlet Assy, **27**  
Insulation, Inlet Baffle (KV), **39**  
Insulation, Inlet Baffle (KVD), **40**  
Insulation, Lower Exhaust Baffle (KV), **35**  
Insulation, Upper Exhaust Baffle (KV), **39**  
Insulation, Upper Exhaust Baffle (KVD), **40**  
Insulator, Carburetor (Gasoline), **16**  
Insulator, Carburetor (LP), **19**  
Isolator, Vibration, **39**  
Isolator, Vibration (KV Spec A), **49**  
Isolator, Vibration (KV), **39**  
Isolator, Vibration (KVC), **37**  
Isolator, Vibration (KVD), **40**
- Key, Camshaft, **8**  
Key, Crankshaft, **7**  
Key, Fan Hub, **49**

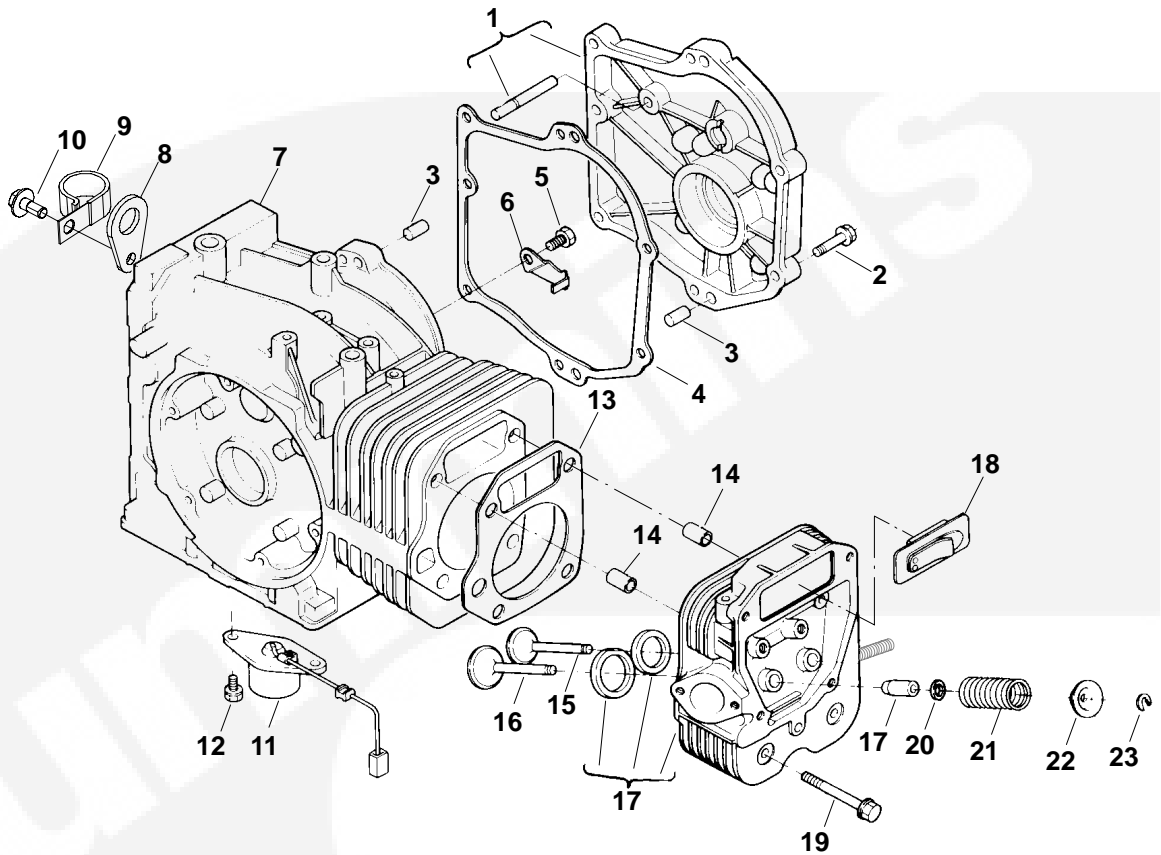
# Index

- Kit Hose, Vent , **21**
- Kit, Carburetor, **16**
- Kit, Carburetor (Conversion), **19**
- Kit, Carburetor Service (LP), **19**
- Kit, Exhaust (KV), **34**
- Kit, Filter Cover, **15**
- Kit, Fuel Tank (KV), **29**
- Kit, Muffler (KVD), **33**
- Kit, Muffler Exhaust (KV Begin Spec H), **31**
- Kit, Piston Ring, **7**
- Kit, Remote Adapter (KVC, KVD and KV begin Spec F), **65**
- Kit, Remote Switch Panel (KV Begin Spec F), **54**
- Kit, Remote Switch/Hourmeter Panel (KVD and KV Begin Spec F), **55**
- Kit, Remote Switch/Voltmeter Panel (KVD and KV Begin Spec F), **56**
- Kit, Underfloor Mounting, **44**
- Kit, Underfloor Mounting (KV, KVD), **44**
  
- Labels, **66**
- Latch, Housing Cover Service Panel (KV), **41**
- Latch, Housing Cover Service Panel (KVD), **42**
- Lever, Governor, **11**
- Lever, Governor Control (Gasoline), **11**
- Link, Generator Scroll Preheat, **47**
- Link, Pulloff (KV Spec A, B), **12**
- Linkage, Choke (KV Begin Spec C), **13**
- Linkage, Choke (KV Spec A, B), **12**
- Linkage, Choke (KVC, KVD, Gasoline), **14**
- Lock, Housing (KVC, KVD and KV begin Spec F), **65**
- LPG Mixer, **21**
  
- Magneto, **46**
- Manifold, Exhaust, **20**
- Meter, Hour (KVC), **52**
- Meter, Remote Panel Battery Condition (KV Spec A–E), **53**
- Meter, Remote Panel Hour (KV Spec A–E), **53**
- Mixer (KV Begin Spec L and KVD Begin Spec B), **21**
- Muffler (KV Begin Spec H), **31**
- Muffler (KV Spec A–G), **30**
- Muffler (KVC), **32**
- Muffler (KVD), **33**
  
- O'Ring, End Bell, **49**
- O'Ring, Oil Base, **10**
  
- Paint, **66**
- Panel Printed (KVD and KV Begin Spec F), **55**
- Panel, Air Inlet (KVC), **27**
- Panel, Housing Cover Service (KV), **41**
- Panel, Housing Cover Service (KVD), **42**
- Panel, Printed (KVD and KV Begin Spec F), **56**
- Panel, Remote (KV Spec A–E), **53**
- Panel, Remote Switch (KV Begin Spec F), **54**
- Panel, Remote Switch Panel Printed (KV Begin Spec F), **54**
- Panel, Remote Switch/Hourmeter (KVD and KV Begin Spec F), **55**
  
- Panel, Remote Switch/Voltmeter (KVD and KV Begin Spec F), **56**
- PCB Assy (KV Spec C–F), **50**
- PCB Assy (KVD and KV Spec Begin Spec G), **51**
- PCB Assy, Capacitor (KV, KVD, Gasoline), **24**
- PCB Assy, Capacitor (KV, KVD, LP), **26**
- PCB, Capacitor (KVC), **28**
- PCB, Control (KVC), **52**
- Pin, Cylinder Block Alignment, **6**
- Pin, Decompression Spring, **8**
- Pin, Piston, **7**
- Pin, Terminal (KVC, KVD and KV begin Spec F), **65**
- Pipe, Exhaust (KVD), **33**
- Pipe, Vacuum Hose (Gasoline), **16**
- Piston, **7**
- Plate, Circuit Breaker (KV Spec A–F), **50**
- Plate, Circuit Breaker (KVD and KV Spec Begin Spec G), **51**
- Plate, Governor Control Lever Pressure, **11**
- Plug, Cavity (KVC, KVD and KV begin Spec F), **65**
- Plug, Cavity (KVC, KVD and KV begin Spec F), **65**
- Plug, Control Box Hole (KV Spec A–F), **50**
- Plug, Oil Drain, **10**
- Plug, Spark, **9**
- Plug, Spark Plug Access Hole (KV), **35**
- Plug, Spark Plug Access Hole (KVD), **36**
- Pump, Electric Fuel (KV, KVD, Gasoline), **24**
- Pump, Fuel (KVC), **28**
  
- Rectifier, Generator Harness (KV Spec A, B), **58**
- Rectifier, Generator Harness (KV Spec C–E), **59**
- Regulator, **19**
- Regulator, Fuel (KV Begin Spec L and KVD Begin Spec B), **21**
- Regulator, Micro, **36**
- Regulator, Voltage (KV), **35**
- Regulator, Voltage (KVC), **28**
- Relay, Disconnect (KV Spec A–F), **50**
- Relay, Generator Harness (KV Spec A, B), **58**
- Relay, Start Solenoid (KV, KVD, Gasoline), **24**
- Relay, Start Solenoid (KV, KVD, LP), **26**
- Relay, Start Solenoid (KVC), **28**
- Relay, Stop (KV Spec A–F), **50**
- Resistor, Charging, **46**
- Resistor, Generator Harness (KV Spec A, B), **58**
- Resistor, Generator Harness (KV Spec C–E), **59**
- Resistor, Generator Harness (KVD and KV Begin Spec F), **60**
- Resonator, Exhaust (KV), **29**
- Retainer, Air Filter Element, **47**
- Retainer, Choke Cover (KV Spec A, B), **12**
- Retainer, Valve Spring, **6**
- Ring, Choke Extension Retaining (KV Spec A, B), **12**
- Ring, Choke Retaining (KV Spec A, B), **12**
- Ring, Piston Retaining, **7**
- Rivet, Standoff (KV Spec C–F), **50**
- Rivet, Standoff (KVD and KV Spec Begin Spec G), **51**
- Rod, Connecting, **7**

## Index

- Rod, Governor, **11**
- Rod, Push, **8**
- Rope, Muffler Hanger Wire (KVC), **32**
- Rotor, Generator, **49**
  
- Scroll, **47**
- Scroll Assy, Generator, **47**
- Seal, Baffle Air (KVC), **27**
- Seal, Baffle Panel (KVC), **27**
- Seal, Cable (KVC, KVD and KV begin Spec F), **65**
- Seal, Generator Scroll Air Intake, **47**
- Seal, Mounting Base Air (KVC), **37**
- Seal, Mounting Base Frame (KVC), **37**
- Seal, Mounting Base Pan (KVC), **37**
- Seal, Oil, **7**
- Seal, Valve, **6**
- Shaft, Choke (KV Spec A, B), **12**
- Shaft, Flyweight, **8**
- Shaft, Governor Lever, **11**
- Shim, Camshaft, **8**
- Shim, Crankshaft, **7**
- Sleeve, Governor, **8**
- Slinger, Oil, **6**
- Solenoid, Shutdown (KV, KVD, LP), **26**
- Solenoid, Throttle Closing, **49**
- Spacer, Muffler Hanger (KVC), **32**
- Splasher (Crankshaft), **7**
- Spring, Choke Adjust (KV Spec A, B), **12**
- Spring, Decompression, **8**
- Spring, Generator Brush Block, **46**
- Spring, Generator Stator, **46**
- Spring, Governor, **11**
- Spring, Governor Rod, **11**
- Spring, Regulator Hose (LP), **19**
- Spring, Valve, **6**
- Standoff, PCB (KV Spec C–F), **50**
- Standoff, PCB (KVD and KV Spec Begin Spec G), **51**
- Starter, **46**
  
- Stator, Generator, **49**
- Stop, Governor Adjust, **11**
- Stopper, Governor Gear, **8**
- Strap, Ground (KV Spec A–G), **30**
- Strap, Ground (KVC), **38**
- Stud, B+, **28**
- Stud, Generator Mounting, **49**
- Stud, Generator Mounting (KV), **39**
- Stud, Generator Mounting (KVD), **40**
- Stud, Muffler Mounting (KV Begin Spec H), **31**
- Stud, Muffler Mounting (KV Spec A–G), **30**
- Stud, Muffler Mounting (KVC), **32**
- Stud, Muffler Mounting (KVD), **33**
- Stud, Vibration Isolator Mounting (KVC), **37**
- Switch, Low Oil Pressure, **6**
- Switch, Remote Panel Rocker (KV Spec A–E), **53**
- Switch, Remote Switch Panel Rocker (KV Begin Spec F), **54**
- Switch, Rocker (KV Spec A–F), **50**
- Switch, Rocker (KV Spec C–F), **50**
- Switch, Rocker (KVC), **52**
- Switch, Rocker (KVD and KV Begin Spec F), **56**
- Switch, Rocker (KVD and KV Spec Begin Spec G), **51**
- Switch, Rocker (KVD and KV, Begin Spec F), **55**
- System, Choke (KVC, KVD, Gasoline), **14**
  
- Tappet, **8**
- Transformer (KV Spec A–F), **50**
- Transformer (KVC), **52**
- Transformer (KVD and KV Spec Begin Spec G), **51**
- Tube, Breather, **9**
- Tube, Endbell, **46**
- Tube, Exhaust (KV), **34**
- Tube, Exhaust (KVC), **32**
- Tube, Oil Fill, **10**
  
- Valve, Exhaust, **6**
- Valve, Intake, **6**
- Voltmeter (KVD and KV Begin Spec F), **56**

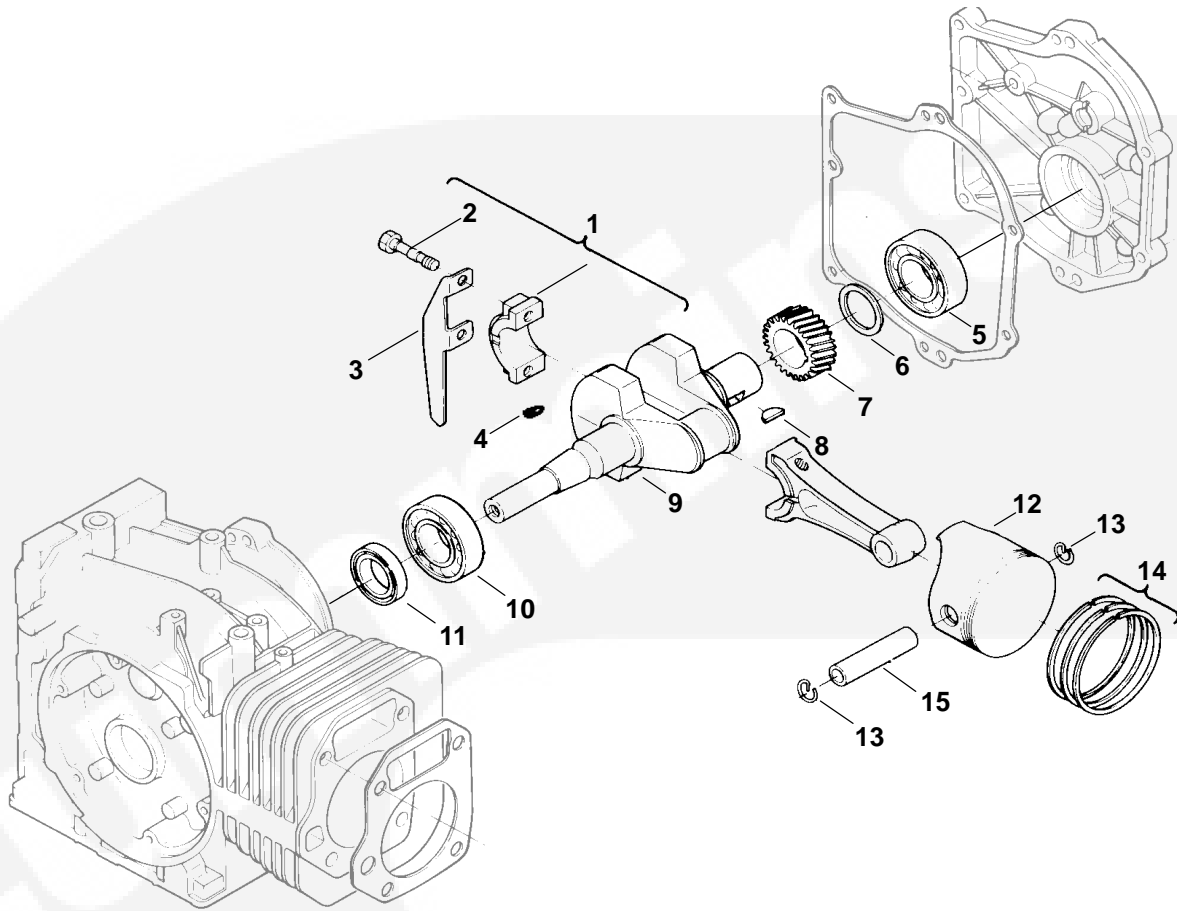
## Cylinder Block



REF NO.	PART NO.	QTY USED	PART DESCRIPTION	REF NO.	PART NO.	QTY USED	PART DESCRIPTION
	100-4050	1	Engine, Replacement	11	308-1059	1	Switch, Low Oil Pressure (S2)
1	185-5193	1	Gearcase (Includes Pin)	12	185-5198	2	Bolt
2	185-5195	7	Bolt	13	185-5095	1	Gasket, Head
3	185-3175	2	Pin, Alignment	14	185-5097	2	Pin, Alignment
4	185-5194	1	Gasket, Gearcase	15	185-5202	1	Valve, Exhaust
5	185-3730	4	Bolt	16	185-5201	1	Valve, Intake
6	185-5199	1	Slinger, Oil	17	185-5200	1	Head, Cylinder (Includes Valve Guides and Valve Seats)
7	185-5196	1	Block, Cylinder	18	185-5099	1	Breather
8	403-4417-02	1	Bracket, Lifting	19	185-5096	4	Bolt, Cylinder Head
9	327-0923	1	Clamp, J (LP Sets)	20	185-5313	1	Seal, Intake Valve
10			Screw, Hex Head Thread Form	21	185-5203	2	Spring, Valve
	815-0709-01	1	KVC, Spec A	22	185-5204	2	Retainer, Valve Spring
			(M8 x 1.25 x 18mm)	23	185-5205	2	Cotter
	815-0508	1	KV, KVC (Begin Spec B) and KVD (5/16-18 x .75")				

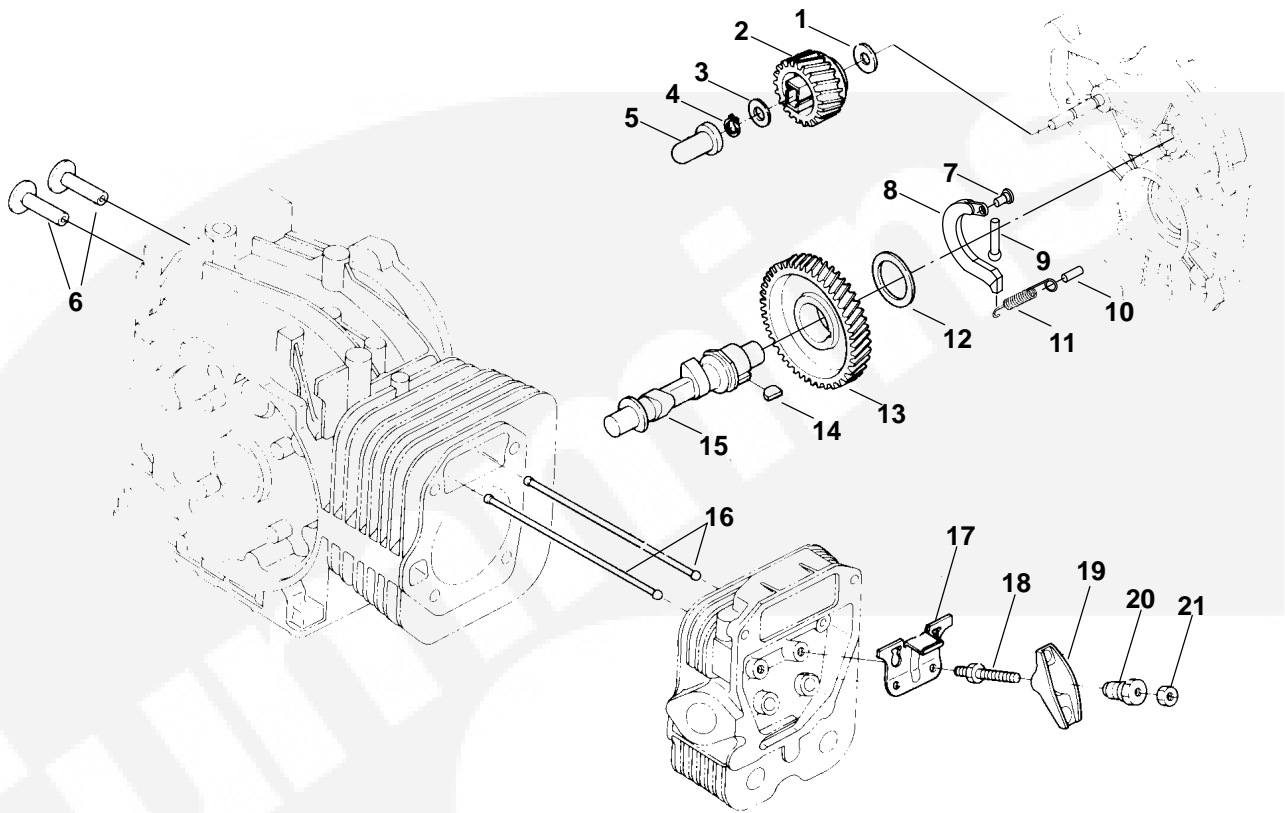


## Crankshaft



REF NO.	PART NO.	QTY USED	PART DESCRIPTION	REF NO.	PART NO.	QTY USED	PART DESCRIPTION
1	185-5112	1	Rod, Connecting (Includes Following Bolt and Splasher)	7	185-5116	1	Gear, Crankshaft
2	185-5113	2	Bolt, Connecting Rod	8	185-3088	1	Key, Crankshaft
3	185-5114	1	Splasher	9			Crankshaft
4	185-3085	1	Key, Crankshaft		185-5115	1	Spec A-B
5	185-5118	1	Bearing, Ball		185-7091	1	Begin Spec C
6			Shim, Crankshaft		185-7091	1	KVC, KVD
	185-4547	1	.10mm	10	185-5117	1	Bearing, Ball
	185-3371	1	.20mm	11	185-3761	1	Seal, Oil
	185-3366	1	.25mm	12	185-5109	1	Piston
	185-3367	1	.30mm	13	185-3416	2	Ring, Retaining
	185-3365	1	.35mm	14	185-5110	1	Kit, Piston Ring
	185-3368	1	.40mm	15	185-5111	1	Pin, Piston
	185-3370	1	.45mm				
	185-3369	1	.50mm				

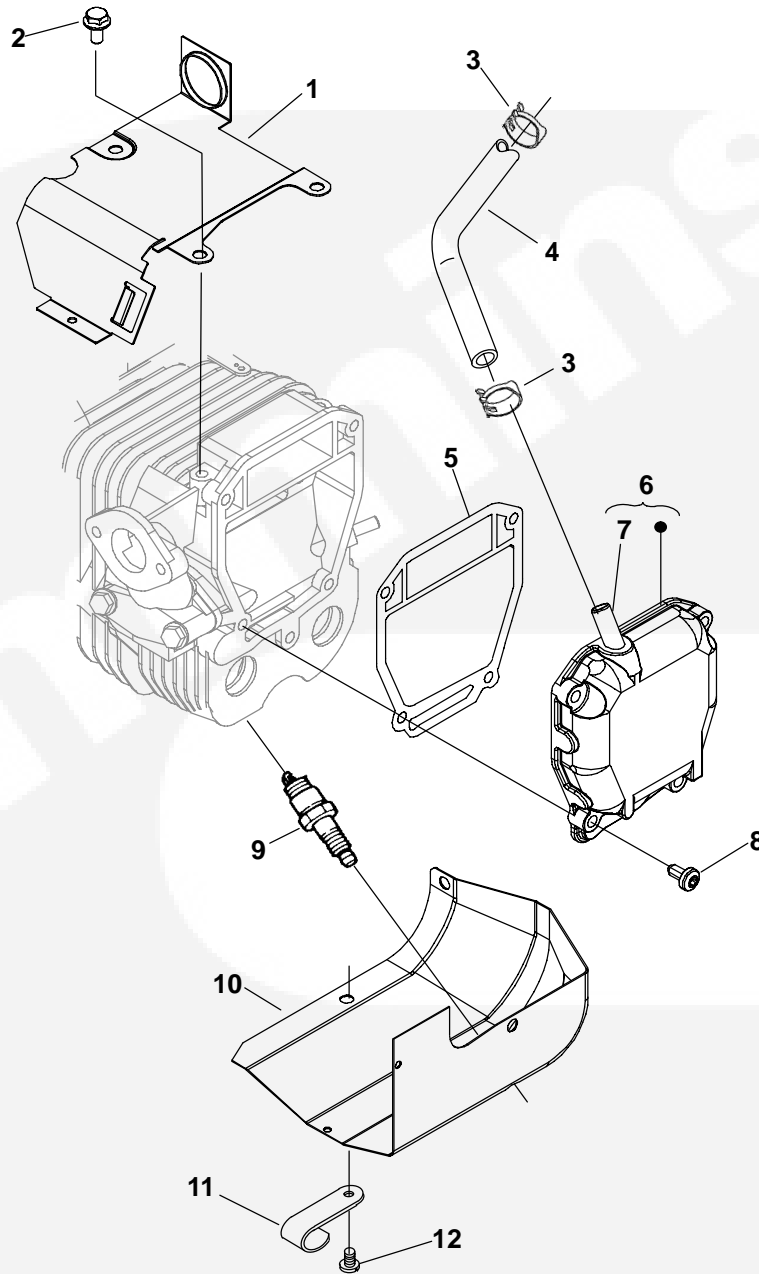
## Camshaft



REF NO.	PART NO.	QTY USED	PART DESCRIPTION	REF NO.	PART NO.	QTY USED	PART DESCRIPTION
1	526-2078	1	Washer	13			Gear, Camshaft KV
2	185-3674	1	Gear, Governor		185-2914	1	Spec A, B
3	526-2077	1	Washer		185-2914	1	Begin Spec C
4	150-2275	1	Stopper		185-2914	1	KVC, KVD
5	185-3675	1	Sleeve, Governor	14	185-3389	1	Key, Camshaft
6	185-5106	2	Tappet	15			Camshaft KV
7	150-2302	1	*Shaft, Flyweight		185-6375	1	Spec A, B
8	185-2731	1	*Flyweight		185-6375	1	Begin Spec C (Includes Parts Marked *)
9	185-6374	1	Pin, Decompression (KVC, KVD and KV, Begin Spec C)		185-6375	1	KVC, KVD (Includes Parts Marked *)
10	150-2305	1	*Pin, Decompression Spring	16	185-5103	2	Rod, Push
11	185-6373	1	Spring, Decompression (KVC, KVD and KV, Begin Spec C)	17	185-5104	1	Guide, Push Rod
12			Shim, Camshaft	18	185-5105	2	Stud
	185-4551	1	.10mm	19	185-5100	2	Arm, Rocker
	185-3399	1	.20mm	20	185-5101	2	Nut (Special)
	185-3393	1	.25mm	21	185-5102	2	Nut
	185-3393	1	.25mm				
	185-3394	1	.30mm				
	185-3392	1	.35mm				
	185-3395	1	.40mm				
	185-3396	1	.45mm				
	185-3397	1	.50mm				
	185-3398	1	.55mm				

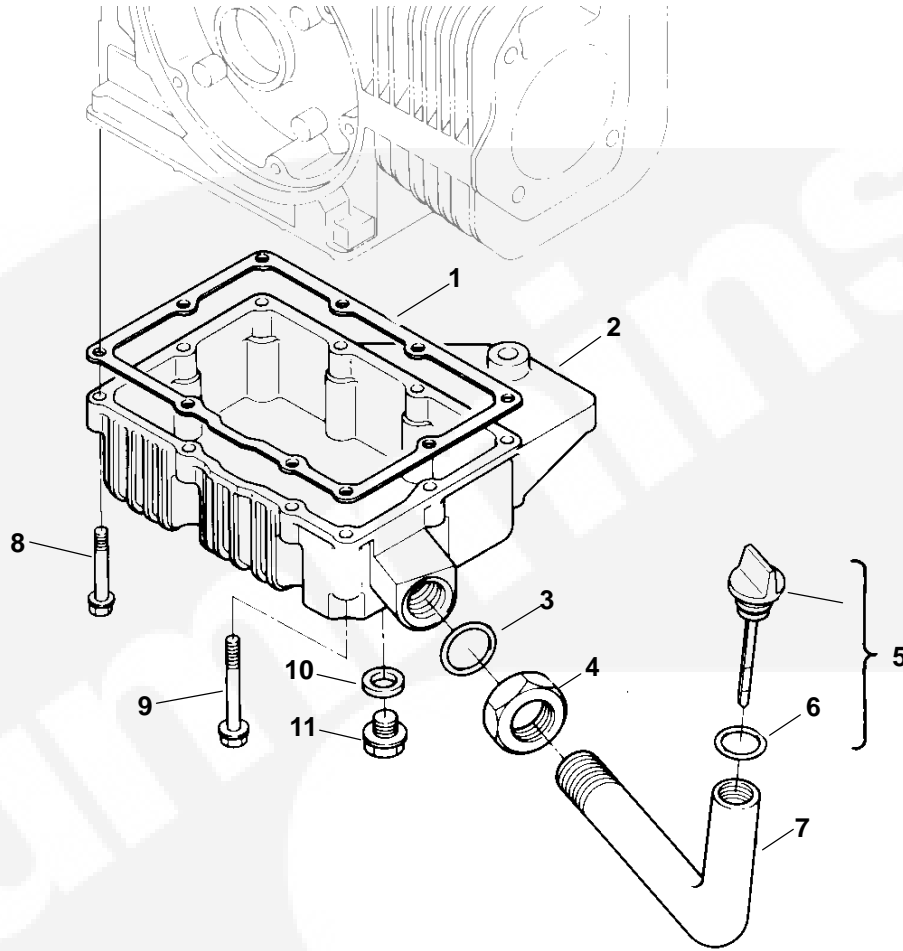
\* - Parts Included with Camshaft KVC, KVD and KV Beginning Spec C.

## Cylinder Head Cover



REF NO.	PART NO.	QTY USED	PART DESCRIPTION	REF NO.	PART NO.	QTY USED	PART DESCRIPTION
1	185-5160	1	Housing, Top Air Guide	6	185-5156	1	Cover, Cylinder Head (Includes Breather Tube)
2	185-3730	3	Bolt	7	185-5157	1	Tube, Breather
3	503-1445-06	2	Clamp, Breather Hose	8	185-5159	4	Bolt
4			Hose, Breather KV	9	167-0263-02	1	Plug, Spark (E1)
	123-2044	1	Spec A-F	10	134-4636-01	1	Housing, Bottom Air Guide
	123-2129	1	Begin Spec G	11	518-0515	1	Clip, "J" (KV, KVC)
	123-2129	1	KVC, KVD Gas (See page 21 for LP)	12	823-0003-06	3	Screw, Pan Head Torx Thread Form (M6 x 1 x 12mm)
5	185-5158	1	Gasket, Cover				

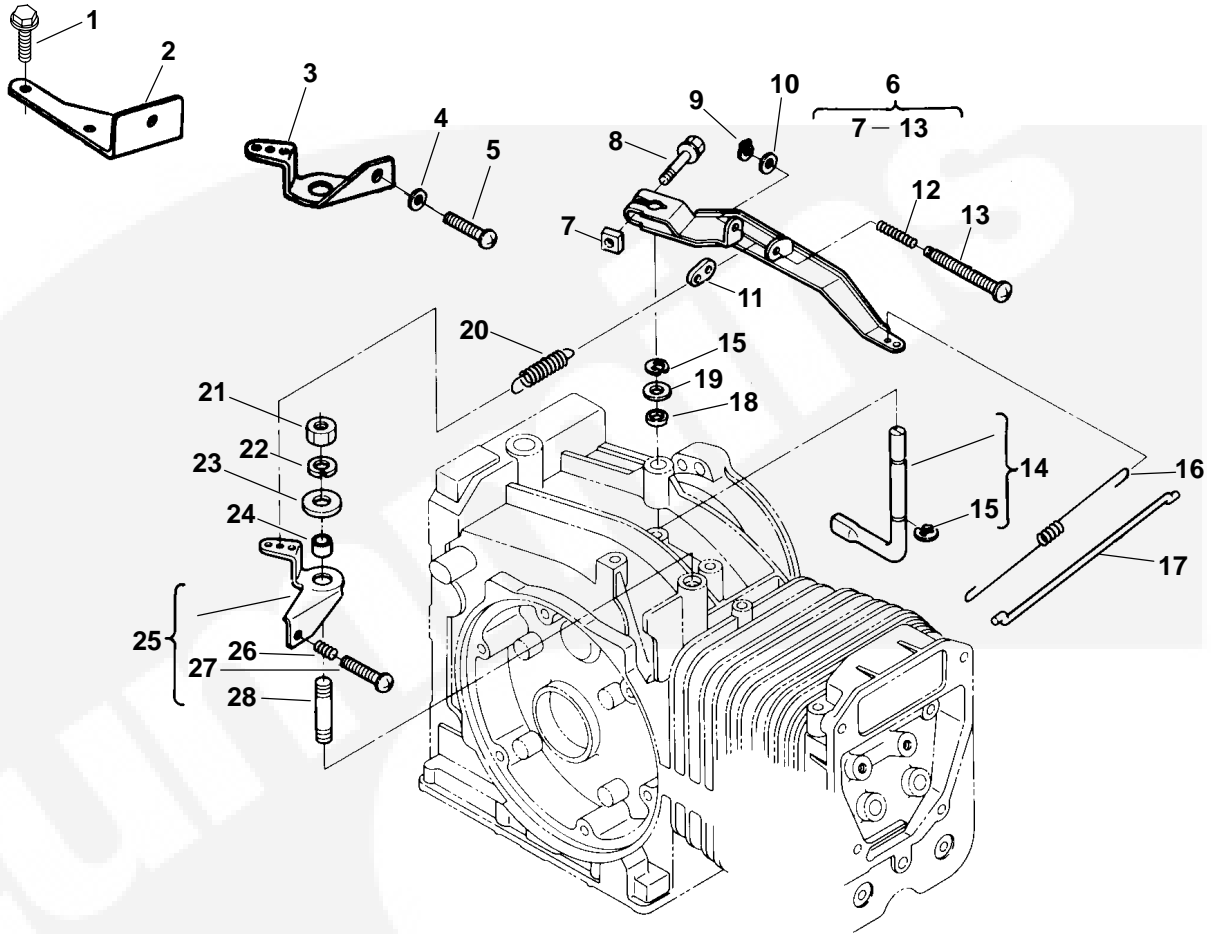
## Oil Base



REF NO.	PART NO.	QTY USED	PART DESCRIPTION	REF NO.	PART NO.	QTY USED	PART DESCRIPTION
1	185-5120	1	Gasket, Oil Base	7	185-5124	1	Tube, Oil Fill
2	185-5119	1	Base, Oil	8	185-5121	6	Bolt
3	185-5126	1	O'Ring	9	185-5122	4	Bolt
4	185-5125	1	Nut	10	185-3077	1	Gasket
5	185-5123	1	Indicator, Oil Level (Includes O'Ring)	11	102-1367	1	Plug, Oil Drain (M12 x 1.25mm)
6	185-3078	1	O'Ring				



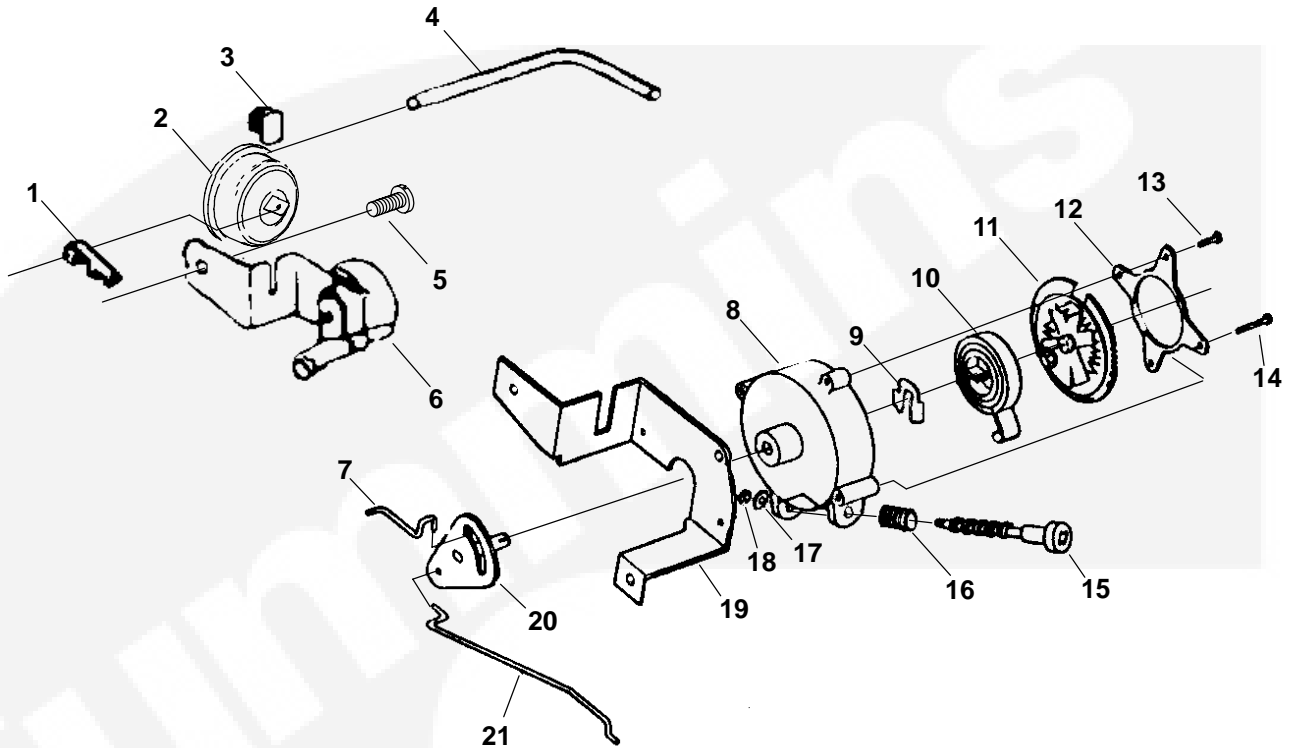
# Governor



REF NO.	PART NO.	QTY USED	PART DESCRIPTION	REF NO.	PART NO.	QTY USED	PART DESCRIPTION
1	815-0261	2	Screw, Hex Washer Head Thread Form (1/4-20 x 1/2")(LP)	15	518-0576	2	Clip, Retainer
2	150-2450-02	1	Stop, Governor Adjust (LP)	16	185-5152	1	Spring, Rod
3	150-2449-02	1	Arm, Governor Adjust (LP)	17	185-5151	1	Rod, Governor
4	526-0003	1	Washer, Flat (3/16") (LP)	18	150-2448	1	Gasket
5	812-0087	1	Screw, Round Head Machine (8-32 x 1.5")(LP)	19	185-7221	1	Washer, Flat
6	185-6955	1	Lever, Governor (Includes Parts Marked *)	20	185-5150	1	Spring, Governor
7	185-5148	1	*Nut	21	185-2366	1	Nut, Flanged (M8)
8	185-6677	1	*Bolt	22	185-6957	1	Washer, Spring Lock
9	185-7090	1	*Clip, Retainer	23	185-4499	1	Plate, Pressure
10	185-5145	1	*Washer, Flat	24	185-4498	1	Collar
11	150-2396	1	*Holder, Governor Spring	25	151-0700	1	Lever, Control (Includes Screw and Spring)(Gasoline Sets)
12	150-2394	1	*Spring	26	150-2394	1	Spring
13	150-2395	1	*Screw	27	150-2514	1	Screw
14	185-5149	1	Shaft, Governor Lever (Includes Retainer Clip)	28	150-2286	1	Stud

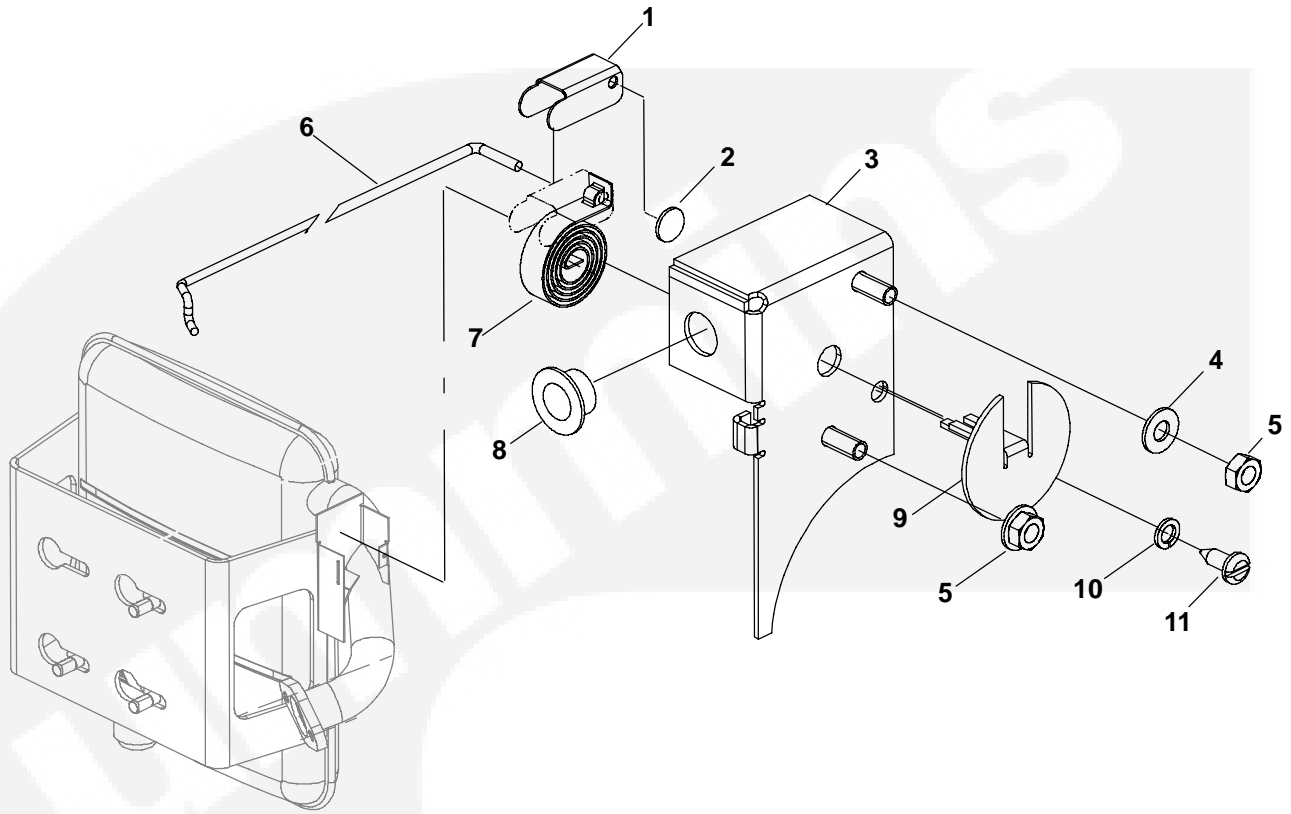
\* - Parts Included in Governor Lever.

## Choke System (KV Spec A, B)



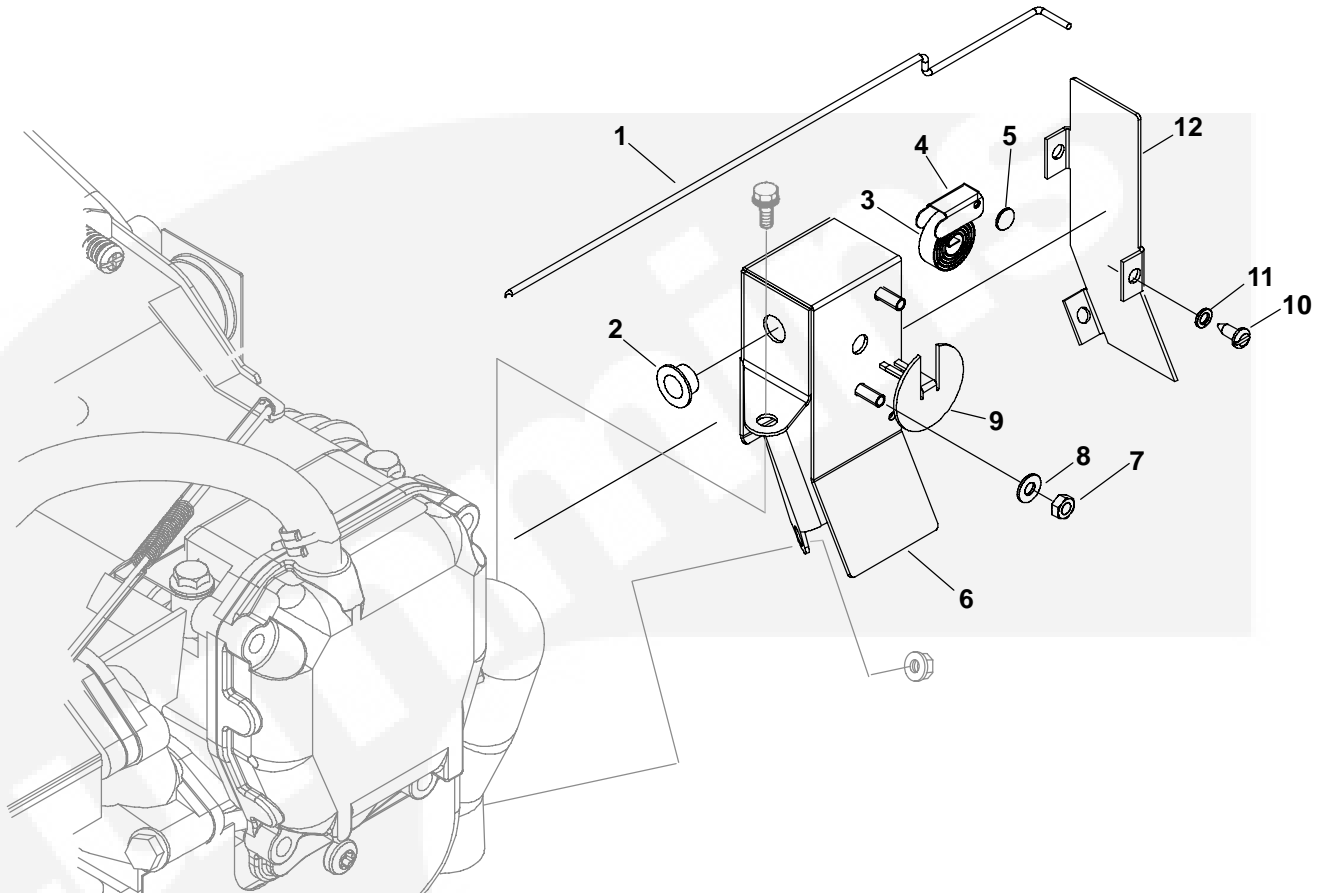
REF NO.	PART NO.	QTY USED	PART DESCRIPTION	REF NO.	PART NO.	QTY USED	PART DESCRIPTION
1	518-0371	1	Clip, Rod End	13	823-0002-04	2	Screw, Pan Head Thread Forming with Socket Drive and IT Lockwasher (M4 x 0.7 x 12mm)
2	153-0600	1	Diaphragm, Pull Off	14	823-0006-01	2	Screw, Pan Head Thread Forming with Socket Drive and IT Lockwasher (M4 x 0.7 x 30mm)
3	518-0450	1	Clip, "U"	15	153-0595	1	Screw, Choke Adjust
4	503-1338	1	Hose, Vacuum	16	153-0610	1	Spring, Choke Adjust
5	823-0003-02	2	Screw, Socket Drive Pan Head (M6 x 1 x 14mm)	17	526-0008	1	Washer, Flat
6	153-0604	1	Choke (H1)	18	518-0129	1	Ring, Extension Retaining
7	153-0599	1	Link, Pull Off	19	153-0605-02	1	Bracket, Choke Mounting
8	153-0611	1	Housing, Choke	20	153-0598	1	Shaft, Choke
9	518-0532	1	Ring, Choke Retaining Adjust	21	153-0596	1	Linkage, Choke
10	153-0554	1	Element, Thermostat				
11	153-0602	1	Cover, Choke (Includes Choke Heater Element, Washers and Heater Spider)				
12	153-0609	1	Retainer, Choke Cover				

## Choke System (KV Begin Spec C)



REF NO.	PART NO.	QTY USED	PART DESCRIPTION	REF NO.	PART NO.	QTY USED	PART DESCRIPTION
1	153-0659	1	Cover, Element	7	153-0640	1	Element, Thermostat
2	517-0305	1	Cap, Dome	8	232-3720	1	Bearing, Choke Flange
3	153-0647-02	1	Cover, Choke	9	153-0651-02	1	Cover, Choke
4	526-0003	2	Washer, Flat (#8)	10	850-0020	1	Washer, Lock (#6)
5	860-2005	2	Nut, Lock Flange (M4)	11	808-0008	1	Screw, Pan Head (#6 x 3/8")
6	153-0645	1	Linkage, Choke				

## Choke System KVC, KVD (Gasoline)

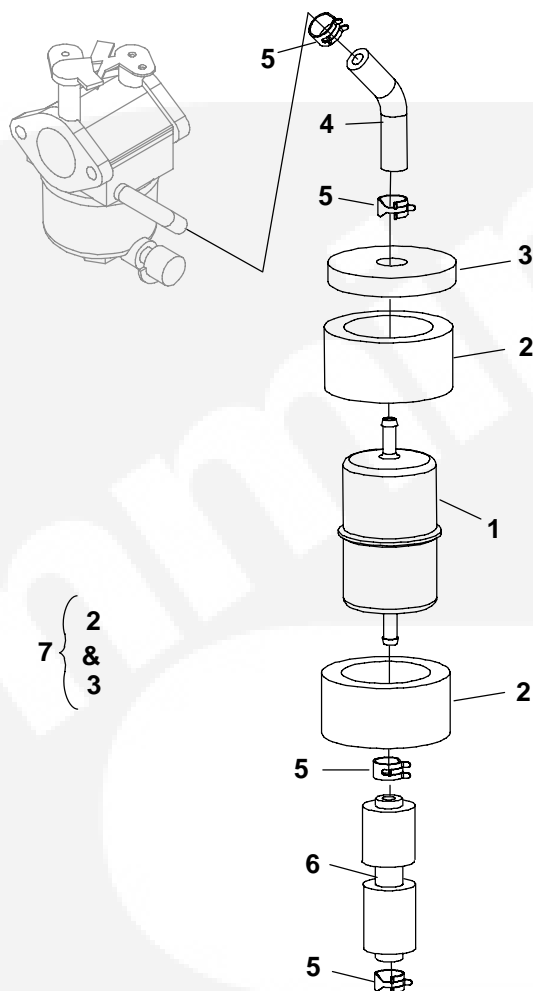


REF NO.	PART NO.	QTY USED	PART DESCRIPTION	REF NO.	PART NO.	QTY USED	PART DESCRIPTION
1	153-0693	1	Linkage, Choke	8	526-0003	2	Washer, Flat (#8)
2	232-3720	1	Bearing, Choke Flange	9	153-0651-02	1	Cover, Choke
3	153-0640	1	Element, Thermostat	10	808-0008	3	Screw, Pan Head Sheet Metal (#6-32 x .38)
4	153-0659	1	Cover, Element	11	850-0020	3	Washer, Lock (#6)
5	517-0305	1	Cap, Dome	12	153-0692-02	1	Cover, Choke Housing
6	153-0691-02	1	Housing, Choke				
7	860-2005	2	Nut, Lock Flange (M4 x .7)				



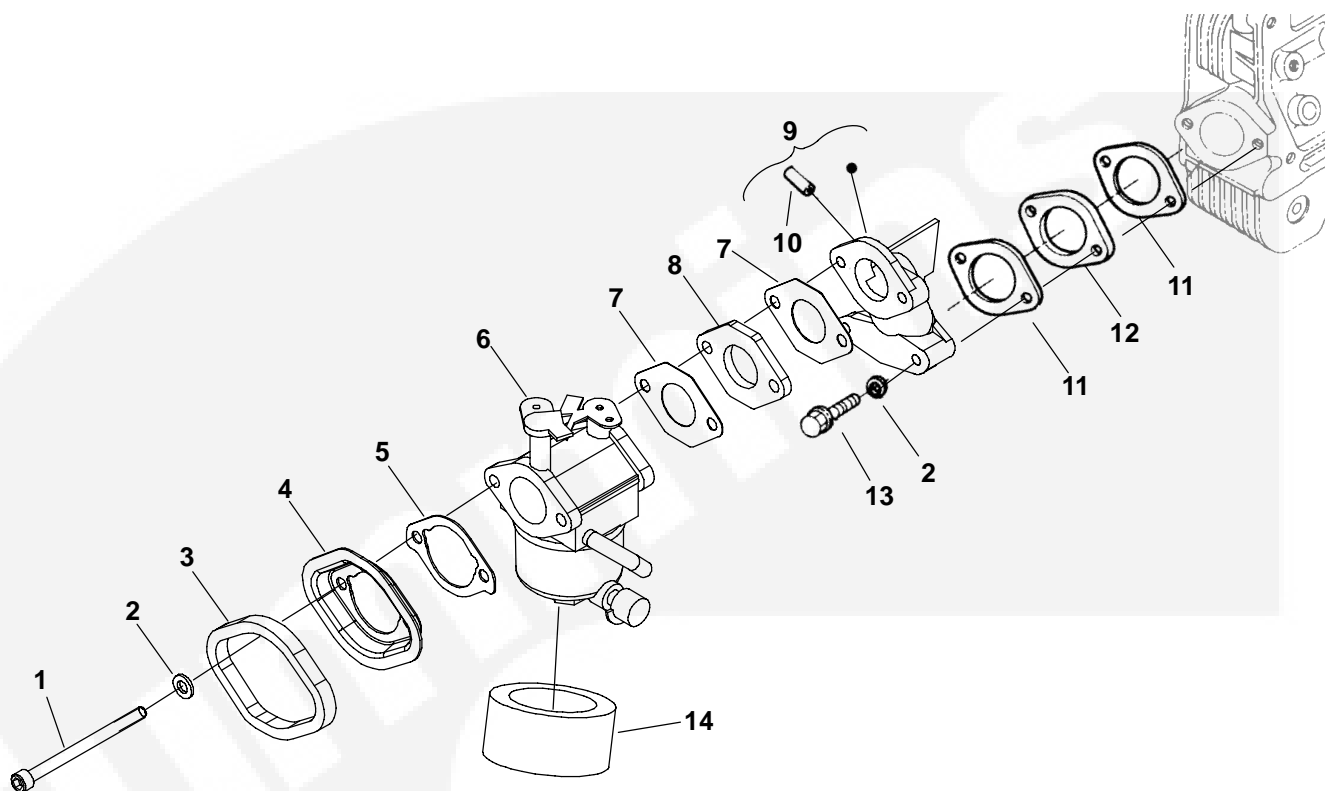


## Fuel Filter Gasoline



REF NO.	PART NO.	QTY USED	PART DESCRIPTION	REF NO.	PART NO.	QTY USED	PART DESCRIPTION
1	149-2137	1	Filter, Fuel	503-2734-02	1	Begin Spec B	
2	149-2633	1	Foam, Fuel Filter	503-2734-04	1	KVD (825mm) Begin Spec A	
	149-2633	2	KV	7 541-0558	1	Kit, Filter Cover (Includes Fuel Filter Foam, Foam Cover and Fuel Filter Foam Shown on Carburetor Page)	
3	149-2633	2	KVC, KVD				
4	149-2636	1	Cover, Fuel Filter (KVC, KVD)				
	503-1418	1	Hose, Upper Fuel				
	503-1418	1	KV Spec A (85mm)				
	503-2734-01	1	KV Begin Spec B (70mm) and KVC, KVD Begin Spec A				
5	503-0731	4	Clamp, Black Hose				
6			Hose, Lower Fuel				
			KV				
	503-1418	1	Spec A (85mm)				
	503-1777	1	Spec B (70mm)				
	503-2734-03	1	Begin Spec C (600mm)				
			KVC (279mm)				
	503-1777	1	Spec A				

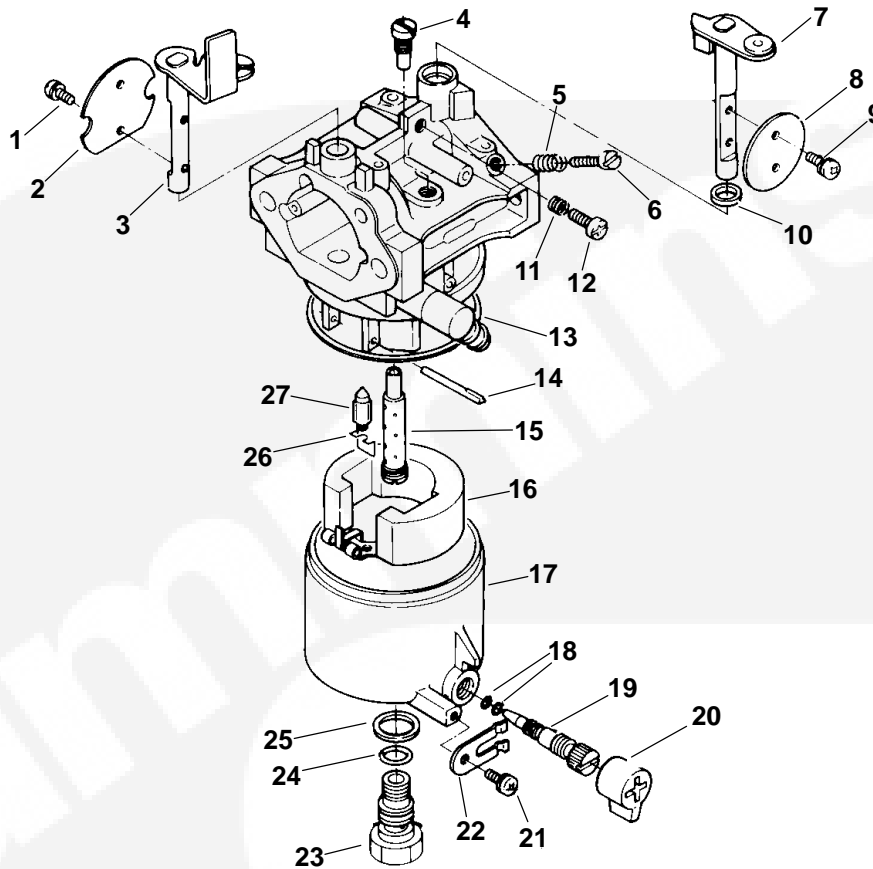
## Gasoline Carburetor



REF NO.	PART NO.	QTY USED	PART DESCRIPTION	REF NO.	PART NO.	QTY USED	PART DESCRIPTION
	146-0705	1	Kit, Carburetor (KV Begin Spec E, KVC Begin Spec C and KVD Begin Spec A)		140-2980	1	KV Begin Spec E, KVC Begin Spec C KVD Begin Spec A
1	185-5129	2	Bolt (M6 x 1 x 80mm)	9	185-5135	1	Elbow, Intake (Includes Vacuum Hose Pipe)
2	740-1004	2	Washer, Flat (M6)	10	185-5136	1	Pipe, Vacuum Hose (KV, Spec A & B with hole)
3	145-0589	1	Gasket, Carburetor Flange	11	185-5137	2	Gasket, Intake Elbow
4			Flange, Air Cleaner	12	185-5138	1	Insulator
	185-5127	1	KV Spec A-D	13	185-5139	2	Bolt, Flange
	140-2978	1	KV Begin Spec E, KVC Begin Spec C, KVD Begin Spec A	14	149-2633	1	+Foam, Fuel Filter (KVC, KVD)
5			Gasket, Flange KV				
	185-5128	1	Spec A-D				
	140-2979	1	* Begin Spec E, KVC, KVD				
6	146-0705		Carburetor KV				
7	140-2981	2	*Gasket, Carburetor				
8			Insulator KV Spec A-D				
	185-5134	1					

\* - Parts Included when ordering carburetor kit 146-0705  
 + Filter Foam Included in Filter Cover Kit Listed on Fuel Filter Page.

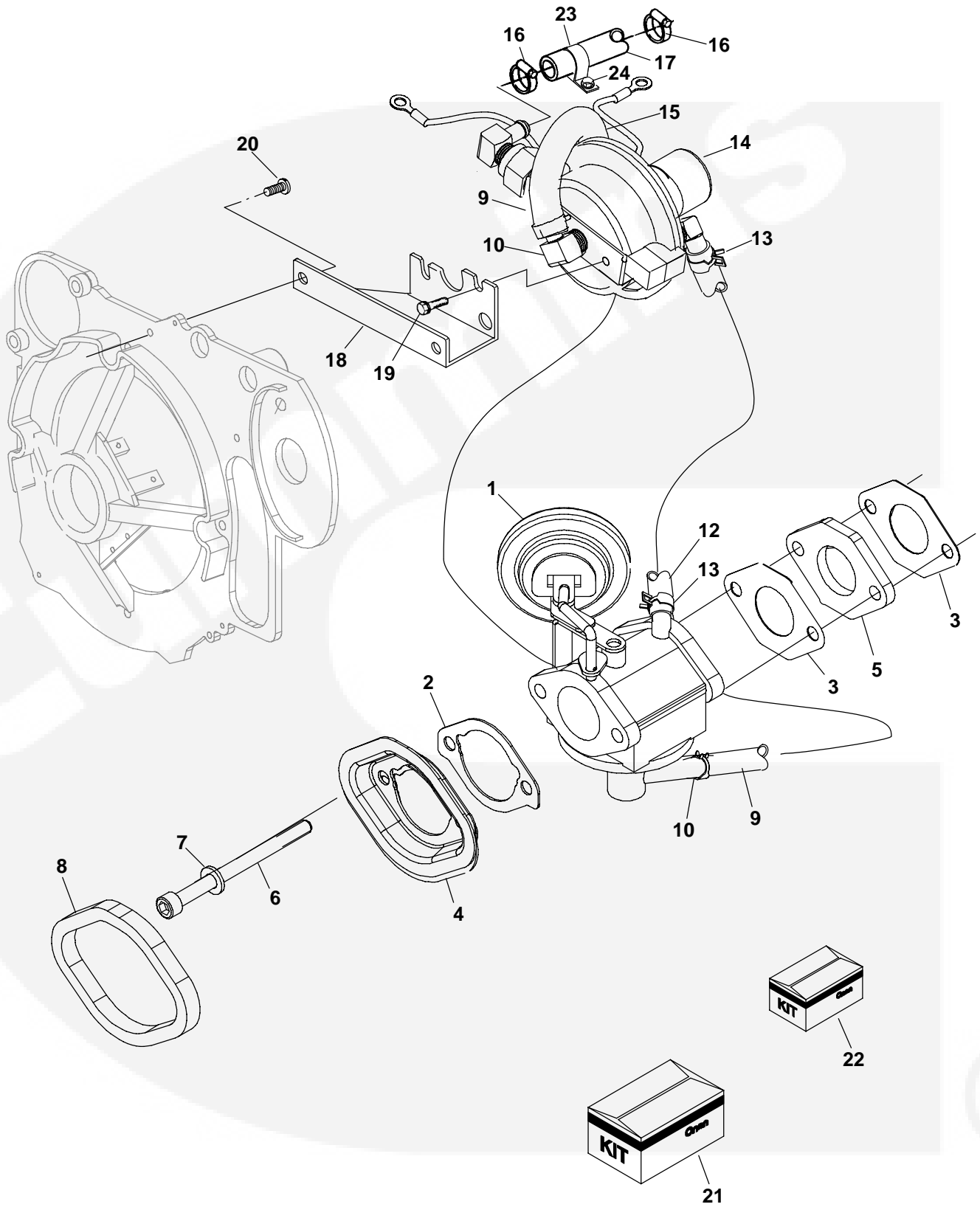
## Gasoline Carburetor \*Components (KV Spec A-C)



REF NO.	PART NO.	QTY USED	PART DESCRIPTION	REF NO.	PART NO.	QTY USED	PART DESCRIPTION
	146-0540	1	Carburetor (Spec A-B)	15	185-5180	1	Nozzle, Main
	146-0569	1	Carburetor (Spec C)	16	185-5179	1	Float
1	185-5165	2	Screw	17	185-5175	1	Body, Float
2	185-5164	1	Valve, Choke	18	185-5183	2	O'Ring
3	185-5168	1	Shaft, Choke	19	185-5182	1	Adjuster
4	185-5166	1	Jet, Pilot	20	185-5181	1	Cap
5	185-3245	1	Spring	21	185-5184	1	Screw
6	185-5167	1	Adjuster	22	185-5172	1	Plate, Spring
7	185-5170	1	Shaft, Throttle	23	185-5314	1	Bolt, Float Body
8	185-5163	1	Valve, Throttle	24	185-5176	1	O'Ring
9	185-4558	2	Screw	25	185-5177	1	Washer
10	185-5186	1	Seal	26	185-5185	1	Clip (Obsolete)
11	185-4563	1	Spring	27	185-5173	1	Needle
12	185-5169	1	Screw				
13	185-5178	1	Packing, Chamber - Float				
14	185-5174	1	Pin				

\* - Service Parts Not Available for Other Carburetors.

# LPG Carburetor/Regulator (KV Spec A-K and KVD Spec A)

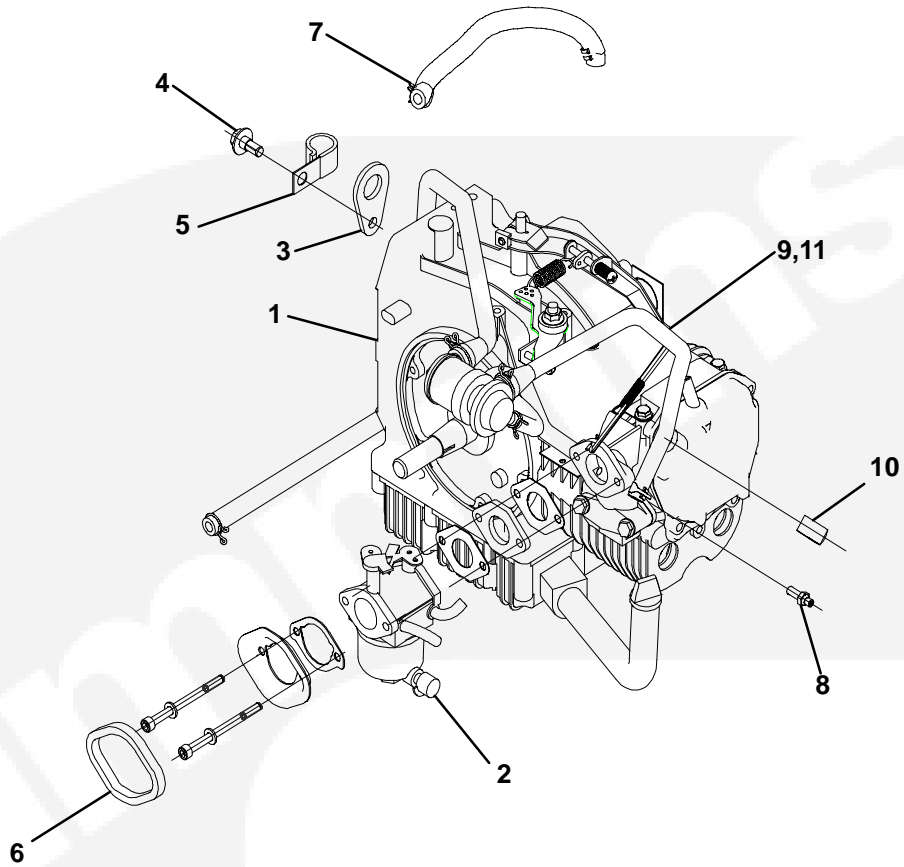


## LPG Carburetor/Regulator (KV Spec A-K and KVD Spec A-B)


REF NO.	PART NO.	QTY USED	PART DESCRIPTION	REF NO.	PART NO.	QTY USED	PART DESCRIPTION
1			Carburetor	503-2143-05	1	~	KVD (300mm)
	146-0753	1	KV Spec A,B (Includes Parts Marked *)	16 503-1133	2		Clamp, Hose
	146-0760	1	Spec C, D	17 503-2004	1		Hose, Fuel (25")
	146-0721	1	Spec E, F, G (Includes Gaskets Marked ◊)	18			Bracket, Regulator KV
	146-0770	1	Spec H	148-0932-02	1		Spec A-G
	146-0801	1	Begin Spec J-K (Includes Parts Marked~)	148-1124-02	1		Spec H-K
			KVD	148-1124-02	1		KVD
	146-0801	1	Spec A	19 821-0004	2		Screw, Self-Locking Hex Head Flange (#10-32 x 5/16)
	146-0840	1	Begin Spec B	20 823-0003-02	2		Screw, Pan Head (M6 x 1 x 14mm)
2	140-2979	1	◊Gasket, Flange	21 146-0753	1		Kit, Carburetor (Conversion) (Used to Replace KV Spec A-D)
3	140-2981	2	◊Gasket, Carburetor Flange, Air Cleaner				Carburetor and Components) (Includes Parts Marked @)
4			KV	185-5127	1		Spec A-D
	140-2978	1	Spec E-K	140-2978	1	@	Flange, Air Cleaner
	140-2978		KVD	140-2979	1	@	Gasket, Air Cleaner
5			Insulator	140-2980	1	@	Insulator
			KV	140-2981	2	@	Gasket, Insulator
	185-5134	1	Spec A-D	145-0589	1	@	Gasket, Carburetor Flange
	140-2980	1	Spec E-K	502-1300	1	@	Reducer, Hose Barb
	140-2980	1	KVD	503-0731	2	@	Clamp, Hose
6	145-0589	1	Gasket, Carburetor Flange	503-1199	1	@	Hose, Vent
7	740-1004	2	Washer, Flat	503-1851	4	@	Clamp, .69 Hose
8	185-5129	2	Bolt (M6 x 1 x 80mm)	503-2004	1	@	Hose, LPG Fuel (12")
9	880-0528	2	Spring, Regulator Hose(Used on KV during Spec F, G Only)	880-0528	1	@	Spring, Regulator Hose
10	503-1133	2	~Clamp, Hose	22 146-0760	1		Kit, Carburetor Service (Used to Service KV Spec A-D Carburetors (Includes Parts Marked +)
11	146-0753	1	+*Spring, Load Adjust				
12			Hose, Vent	23 332-1356	1		Clamp, Loop
			KV	24 815-0261	1		Screw
	503-2004	1	Spec A-D (4.2")				
	503-1199	1	Begin Spec E (No Shorter Than 23")				
	503-1199	1	KVD (No Shorter Than 23")				
13	503-0731	2	~Clamp, Hose				
14			Regulator				
			KV				
	148-0963	1	Spec A-D				
	148-1012	1	Spec E-G				
	148-1125	1	~ Begin Spec H				
	148-1125	1	~ KVD				
15			Hose, Outlet Fuel				
			KV				
	503-2004	1	Spec A-D (4.4")				
	541-0808	1	~ Spec H-J (11.8")				
	503-2143-05	1	~ Begin Spec K (300mm)				

\* - Parts Included with KV Spec A, B Carburetor.  
~ - Parts Included with KV Spec J-K Carburetor.  
◊ - Gaskets Included with KV Spec E-G Carburetor.  
@ - Parts Included in LPG Conversion Carburetor Kit.  
+ - Parts Included in LPG Carburetor Service Kit.

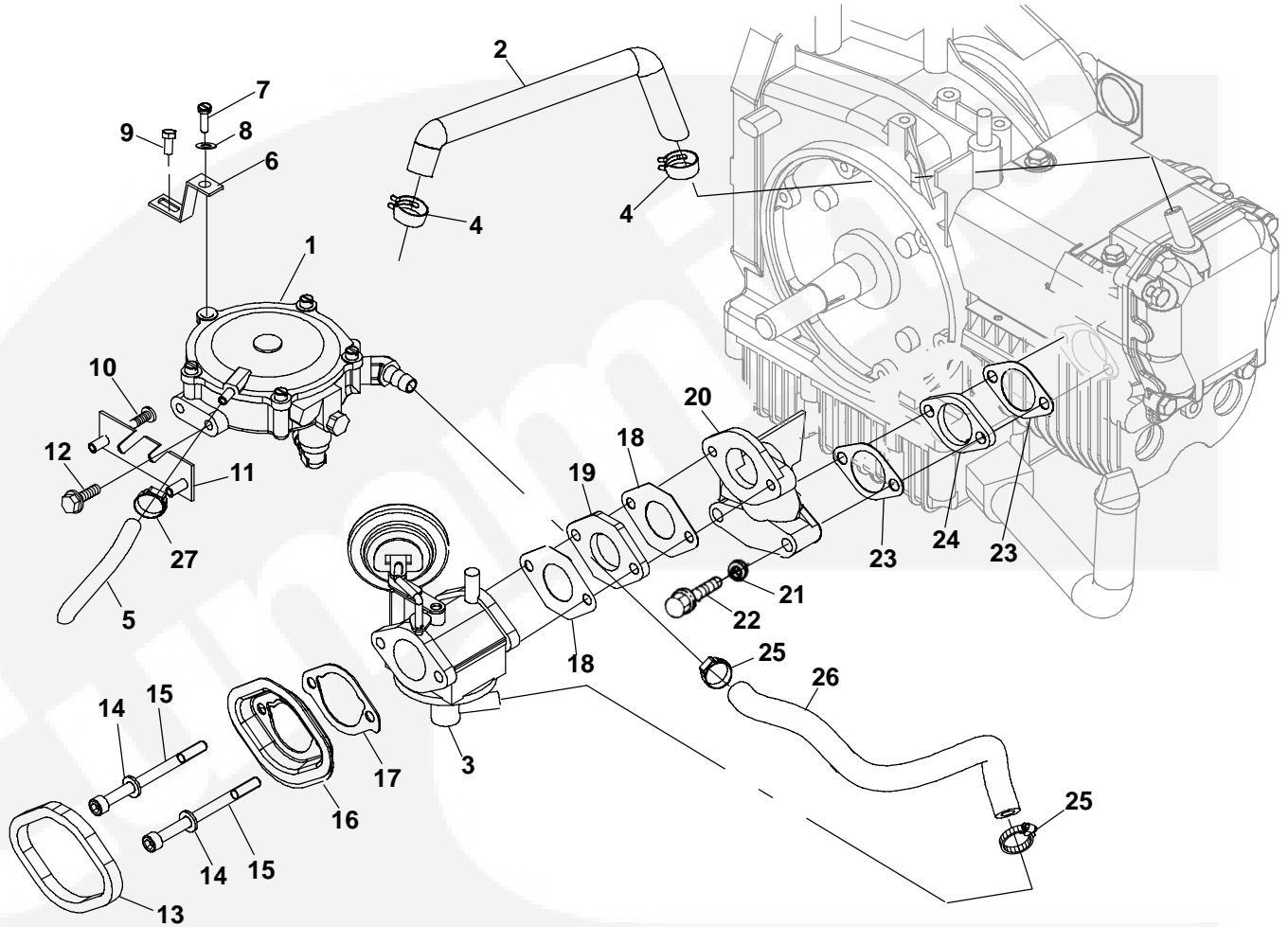
## Carburetor (Evap)



REF NO.	PART NO.	QTY USED	PART DESCRIPTION	REF NO.	PART NO.	QTY USED	PART DESCRIPTION
1	100-4050	1	Engine	8	154-3214	1	Manifold, Exhaust
2	146-0861	1	Carburetor	9	539-4864	1	Fuel System Assy
3	403-4417-02	1	Bracket-Lifting	10	518-0720	1	Clamp
4	815-0508	1	Screw-hwh (5/16-18 x .75)	11	503-0731	2	Clamp-Hose
5	327-0923	1	Clamp-J				
6	145-0589	1	Gasket-Carb-Flange				
7	503-1445-06	1	Clamp-Hose				



**LPG Mixer**  
**LP (KV FR11540, FA26120, FR26119 Begin Spec L**  
**and KVD 2089 3730 Begin Spec B)**



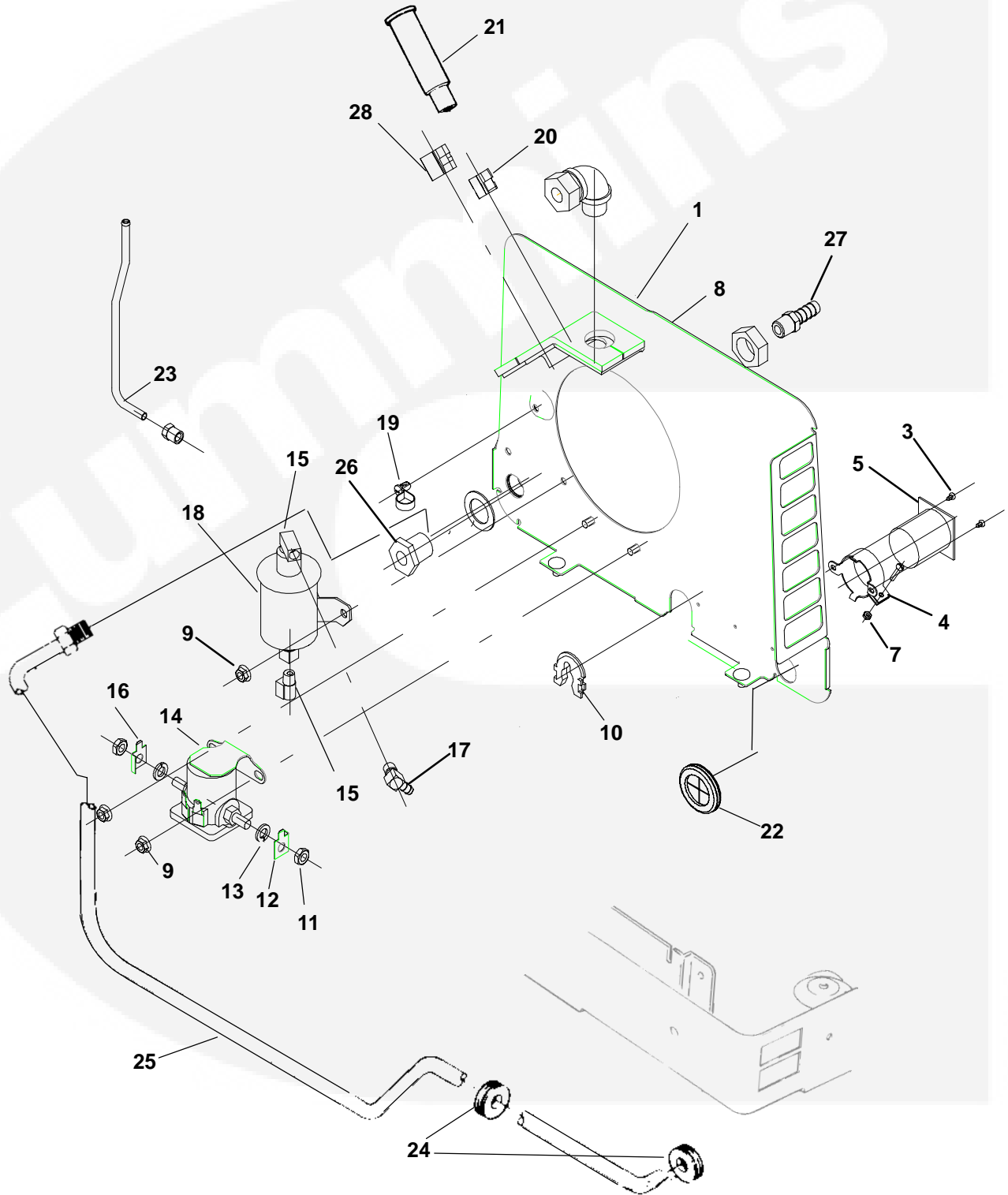
REF NO.	PART NO.	QTY USED	PART DESCRIPTION	REF NO.	PART NO.	QTY USED	PART DESCRIPTION
	541-1377	1	Kit Hose, Vent (Includes Hose, Cable Tie and Instructions)	12	821-0010	2	Screw, Locking Hex Head Flange (1/4-20UNF x 12")
1			Regulator, Fuel	13	145-0589	1	Gasket, Carb Flange
	148-1284	1	2KVFR26119, 2.5KVFR11540, 2.5KVFA26120, 2.5KVD2089, 2KVD3730	14	740-1004	2	Washer, Flat (M6)
2	123-2129	1	Hose, Breather	15	185-5129	2	Bolt, (M6 x 1 x 80mm)
3			Mixer	16		1	Flange, Air Cleaner
	146-0840	1	LPG (60Hz)		140-2978	1	LPG 60 and 50 Hz
	146-0841	1	LPG (50Hz)	17	140-2979	1	Gasket, Air Cleaner
4	503-1445-06	2	Clamp, Hose	18	140-2981	2	Gasket, Insulator
5	503-1418	1	Hose, Fuel	19	140-2980	1	Insulator
6	148-1267-02	1	Bracket, Fuel Regulator	20	185-5135	1	Elbow, Intake
7	813-0103	1	Screw, Round Head (Mach)	21	740-1004	2	Washer, Flat (M6)
8	850-0030	1	Washer, Spring Locking	22	185-5129	2	Bolt, Flange
9	815-0261	1	Screw, Hex Thread Form	23	185-5137	2	Gasket, Intake Elbow
10	823-0003-04	1	Round, Head (Mach)	24	185-5138	1	Insulator
11	148-1261-02	1	Bracket, Fuel Regulator	25	503-1133	2	Clamp, Hose
				26	503-2143-08	1	Hose, Vapor, LP
				27	503-0731	1	Hose, Clamp

**“Intentional Left Blank”**






**Inlet Baffle**  
**KV, KVD**  
**(Gasoline)**

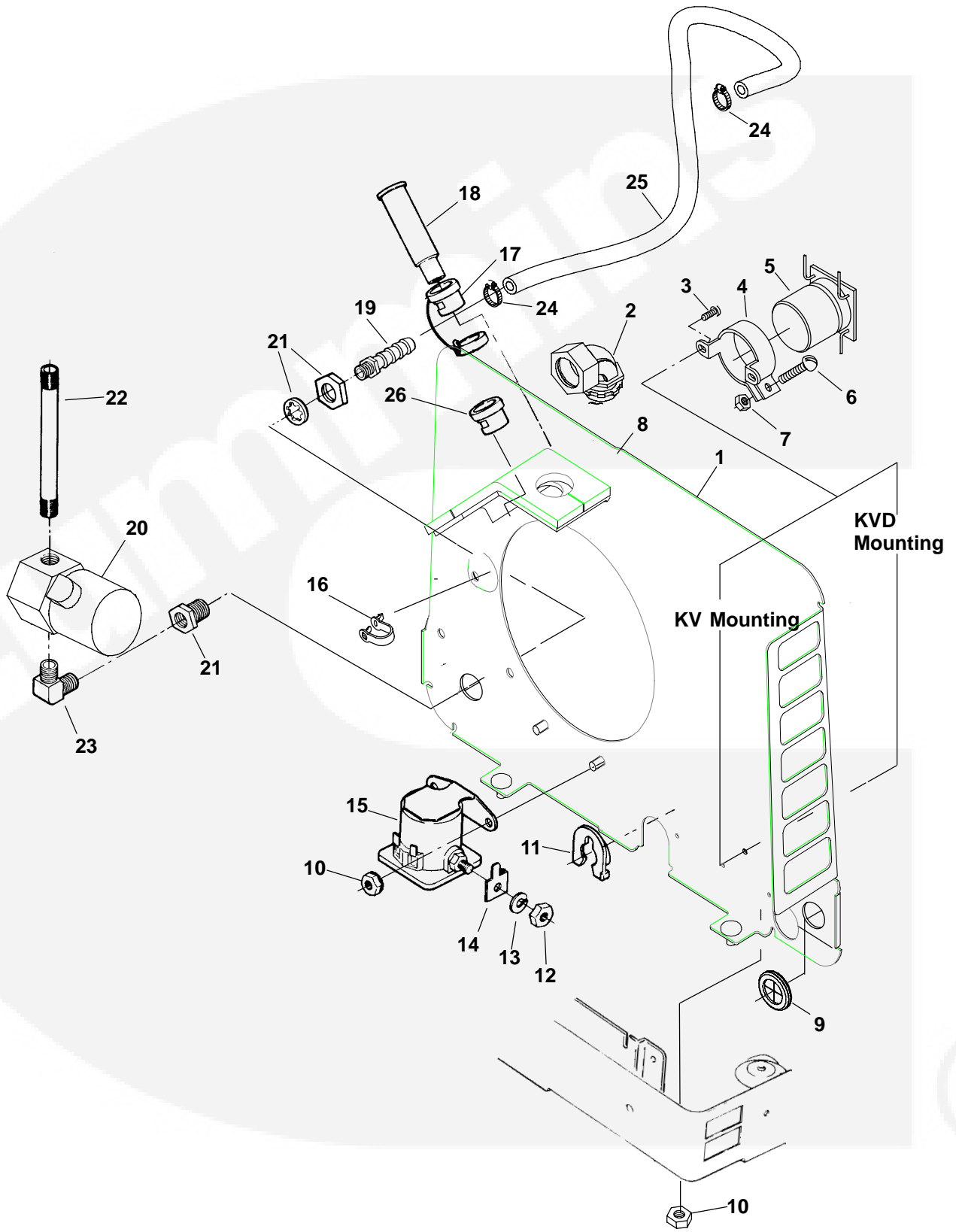


**Inlet Baffle  
KV, KVD  
(Gasoline)**

REF NO.	PART NO.	QTY USED	PART DESCRIPTION	REF NO.	PART NO.	QTY USED	PART DESCRIPTION
1			Baffle, Inlet (Includes Conduit Elbow) KV	18			Spec A,B) Pump, Electric Fuel (E2) KV
	405-3785	1	Spec A		149-2140	1	Spec A,B
	405-4321-02	1	Spec B		149-2615	1	Spec C-E
	405-4417-02	1	Spec C-E		149-2615	1	Spec F-K
	405-5827-02	1	Spec F-K			1	FR11540, FR26119,
	405-6973-04	1	FR11540, FR26119, FA26120 Begin Spec L and KVD 2089, 3730 3729		149-2615	1	FA26120, Begin Spec L KVD
			Begin Spec B	19			Begin Spec B
2	331-0521	1	Elbow, 90° Conduit		332-2900	1	Clamp KV
3	823-0001-01	2	Screw, Pan Head Trox (M3)		332-1420	1	Spec A,B
4	356-0070	1	Clamp, Capacitor Mount		332-1420	1	Begin Spec C
5	300-4329	1	PCB Assy, Capacitor	20	323-1507	1	KVD
6	812-0066	1	Screw, Round Head Machine (#6-32 x .75")	21	167-1636	1	Bushing, Strain Relief
			Nut, Hex (#6-32)	22	508-1122	1	Boot, Insulation (B+ Lead)
7	860-0006	1	Gasket, Foam	23			Grommet (KVD)
8	405-5812	1	Nut, Hex Flange Lock (M6 x 1mm)		149-2120	1	Line, Inlet Fuel KV
9	870-2054	4	Grommet		149-2327	1	Spec A,B
			Nut, Hex (5/16-24)		149-2327	1	Begin Spec C
10	508-0293	1	Washer, Spring Lock (5/16")		149-2327	1	KVD
11	868-0002	2	Terminal	24	508-0289	2	Grommet, Fuel Line KV Spec A, B
12	850-0045	2	Relay, Start Solenoid	25	149-2300	2	Line Fuel (Includes Nut) KV Spec A, B
13	332-2897	1	Elbow, Inverted Male (90°)	26	502-1133	1	Coupling-Anchor
14	307-2586	1	Washer, EIT Lock (1/4")	27	502-1162	1	Fitting-Barbed hose
15	502-0002	1	Elbow, 90°Hose (KV Spec C-K and KVD)(Not used on KV	28	508-0179	1	Bushing, Strain Relief



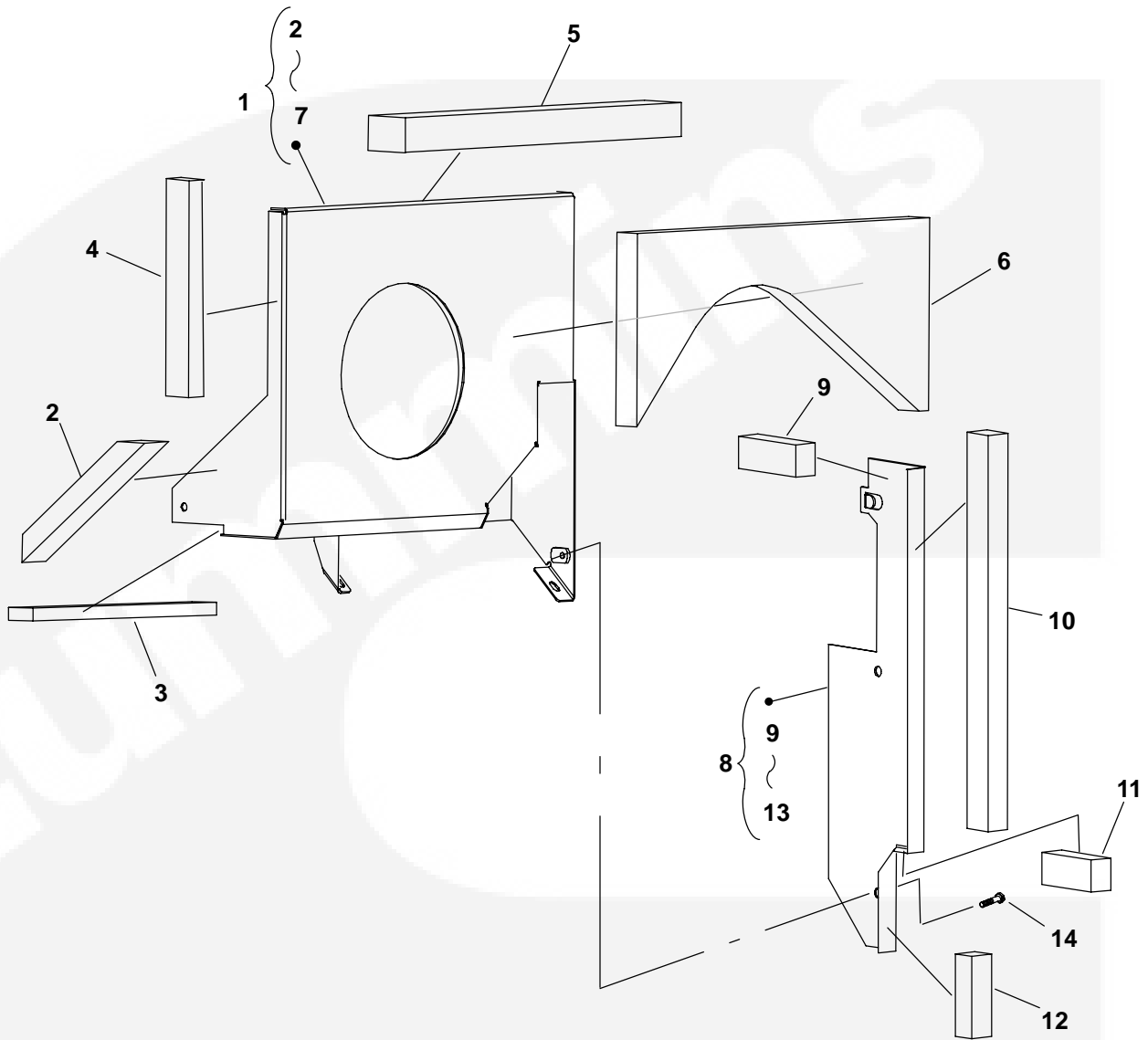
# Inlet Baffle KV, KVD (LP)



**Inlet Baffle  
KV, KVD  
(LP)**

REF NO.	PART NO.	QTY USED	PART DESCRIPTION	REF NO.	PART NO.	QTY USED	PART DESCRIPTION
1			Baffle, Inlet (Includes Elbow)	16	332-1420	1	Clamp Begin(KVD and KV Spec C)
	405-5828-02	1	KV				
	405-6973-03	1	KVD	17	323-1507	1	Bushing, Strain Relief
2	331-0521	1	Elbow, 90° Conduit	18	167-1636	1	Boot, Insulation (B+ Lead)
3	823-0001-01	2	Screw, Pan Head (M3)	19	502-1162	1	Connector, Barbed Hose
4	356-0070	1	Clamp, Capacitor Mount	20	307-2961	1	Solenoid, Shutdown
5	300-4329	1	PCB Assy, Capacitor	21	502-1133	1	Coupling, Anchor
6	812-0066	1	Screw, Round Head Machine (#6-32 x .75")	22	149-2524	1	Line, Fuel Inlet
				23	502-1140	1	Elbow, Male (.25 x 90°)
7	860-0006	1	Nut, Hex (#6-32)	24			Clamp, Hose
8	405-5812	1	Gasket, Foam		503-1133	2	Spec C
9	508-1122	1	Grommet (KVD)		503-2309	2	Begin Spec L
10	870-2054	4	Nut, Hex Flange Lock (M6 x 1mm)	25			Hose, Fuel Line (.375 ID x 25")
11	508-0293	1	Grommet		503-2004	1	Spec C
12	868-0002	2	Nut, Hex (5/16-24)		503-2143-02	1	Begin Spec L
13	850-0045	2	Washer, Spring Lock (5/16")		503-2143-02	1	KVD
14	332-2897	2	Terminal	26	508-0179	1	Bushing, Strain Relief
15	307-2586	1	Relay, Start Solenoid (K1)				

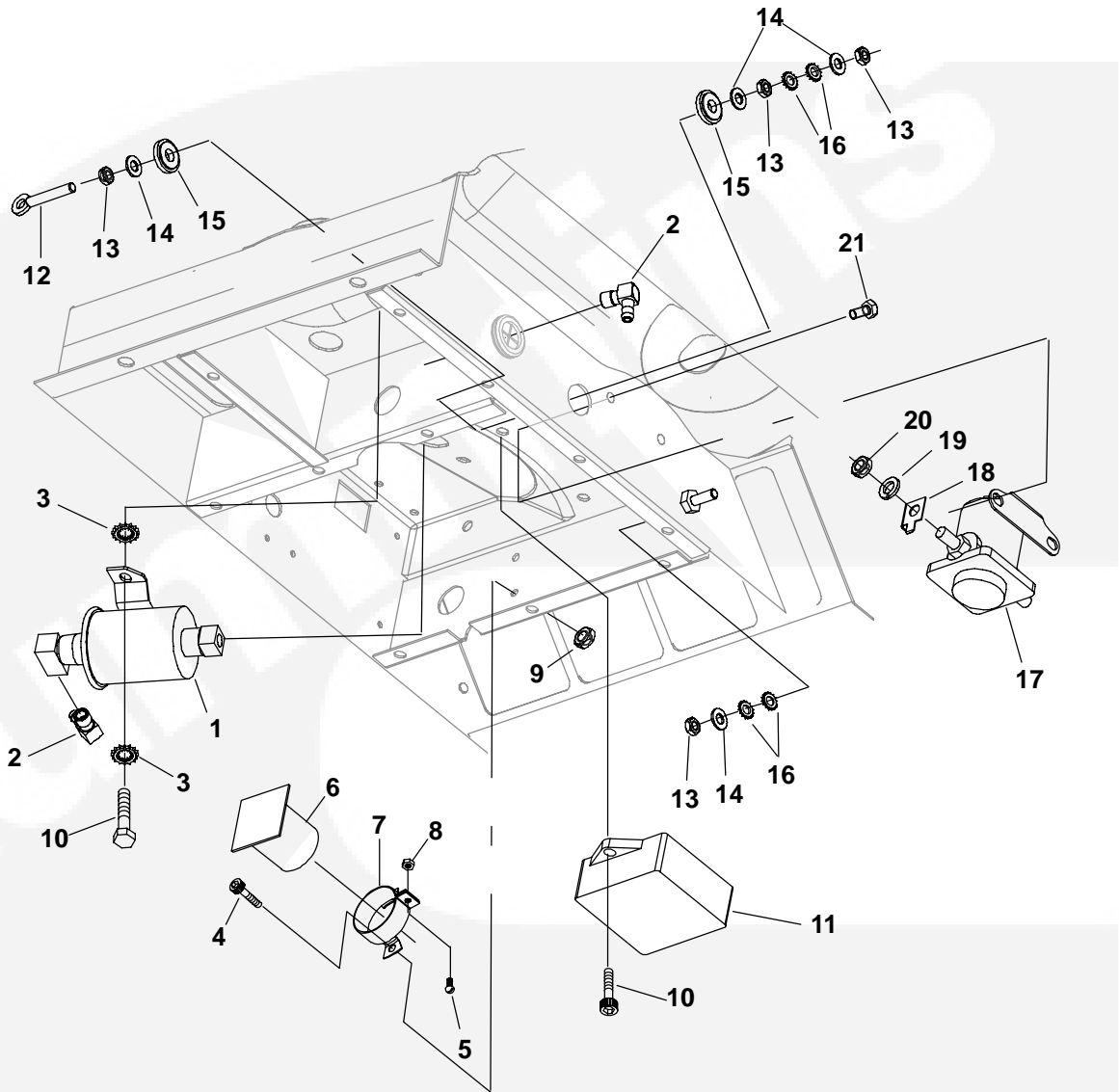
## Air Inlet Panel KVC



REF NO.	PART NO.	QTY USED	PART DESCRIPTION	REF NO.	PART NO.	QTY USED	PART DESCRIPTION
1	405-6451	1	Inlet Assy (Includes Parts Marked +)	10	405-6490-01	1	*Seal, Panel (312.5 x 25.4mm)
2	405-6454	1	+Seal, Air (187mm x 30mm)	11	405-6490-02	1	*Seal, Panel (59.2 x 25.4mm)
3	405-6509	1	+Seal, Air (25mm)	12	405-6490-03	1	*Seal, Panel (65 x 20mm)
4	405-6448-02	1	+Seal, Air (195.1mm x 30mm)	13	405-6481-02	1	Baffle, Seal
5	405-6448-01	1	+Seal, Air (347mm x 30mm)	14	821-6002-02	6	Screw, Lock Flange (M6 x 1 x 12mm)
6	405-6450	1	+Seal, Air (367mm x 170mm)				
7	405-6446-02	1	+Baffle, Air				
8	405-6487	1	Panel Assy (Includes Parts Marked *)				
9	405-6486	1	*Seal, Panel (69 x 25.4mm)				

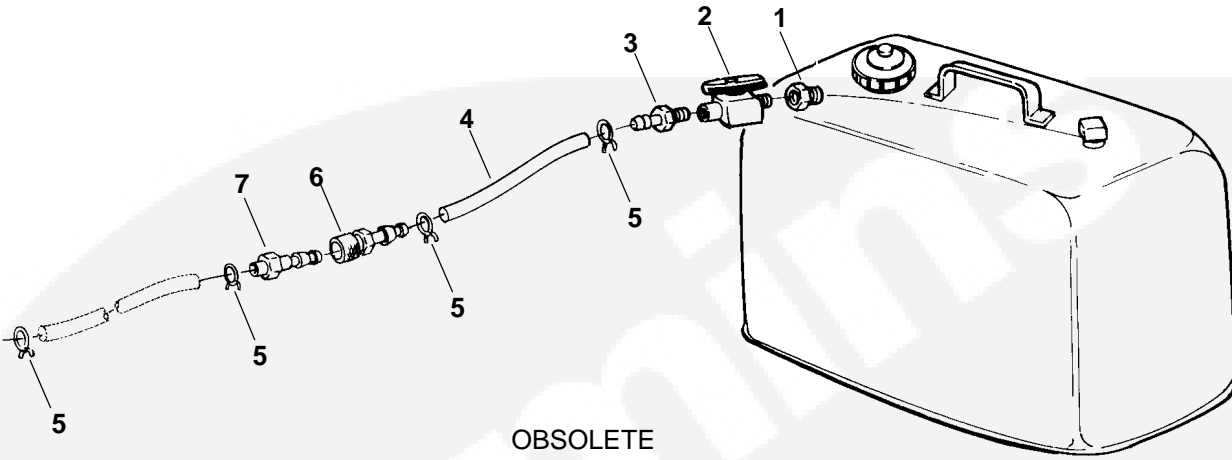
\* - Parts Included in Panel Assy.  
+ - Parts Included in Baffle Assy.

## Fuel Pump/Start Solenoid Relay KVC



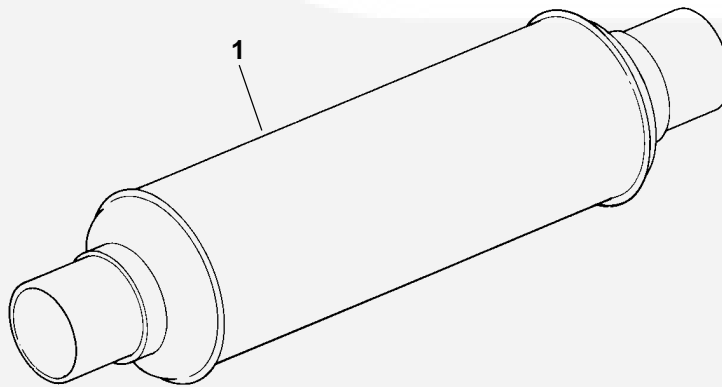
REF NO.	PART NO.	QTY USED	PART DESCRIPTION	REF NO.	PART NO.	QTY USED	PART DESCRIPTION
1	149-2331-03	1	Pump, Electric Fuel	11	305-0897	1	Regulator, Voltage
2	502-0313	2	Elbow, 90 Hose(.25 x .125 x 27")	12	520-1018-02	1	Stud, B+
3	856-0006	4	Washer, EIT (1/4")	13	864-0002	4	Nut, Hex Jam (5/16-18)
4	823-0002-04	2	Screw, Pan Head Torx (M4 x 0.7 x 12mm)	14	526-0115	4	Washer, Flat (5/16")
5	812-0066	1	Screw, Slotted Head (6.32 x .75)	15	508-0332	2	Washer, Phenolic
6	300-4329	1	PCB Assy, Capacitor	16	853-0016	4	Washer, EIT Lock
7	356-0070	1	Clamp, Capacitor Mounting	17	307-2570	1	Relay, Start Solenoid
8	860-0006	1	Nut, Hex (#6-32)	18	332-2897	2	Terminal
9	860-2005	2	Nut (M4 x 0.7mm)	19	850-0045	2	Washer, Spring Lock (5/16")
10	823-0003-02	4	Screw, Pan Head Torx Thread Form (M6 x 1 x 14mm)	20	868-0002	2	Nut, Hex (5/16-24)
				21	821-0010	2	Screw, Lock Head (1/4-20 x 1/2")

## Fuel Tank Kit KV



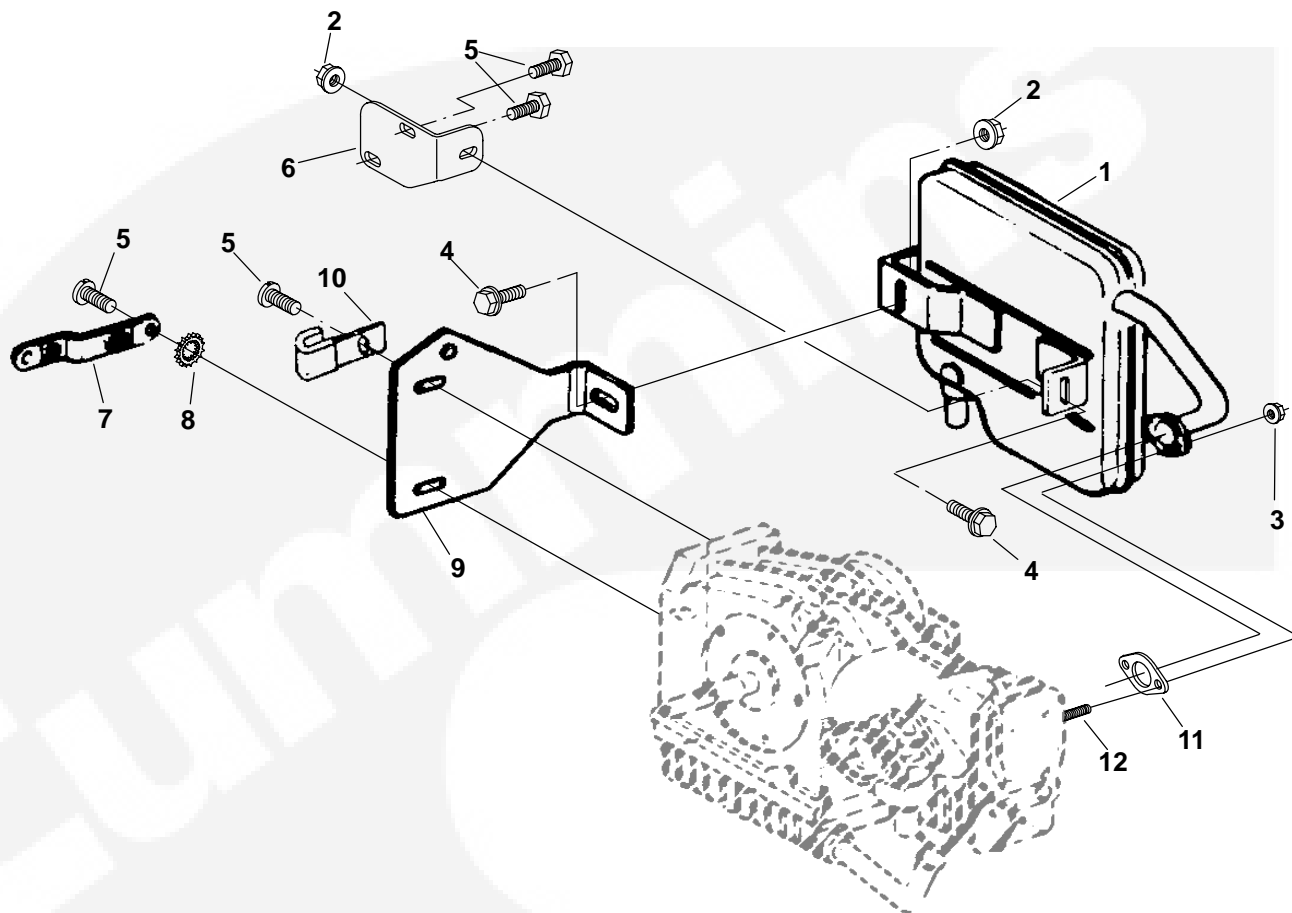
REF NO.	PART NO.	QTY USED	PART DESCRIPTION	REF NO.	PART NO.	QTY USED	PART DESCRIPTION
1	505-0007	1	Bushing, Reducer (1/4" x 1/8")	5	503-0731	4	Clamp, Hose
2	504-0169	1	Valve, Shutoff (1/8")	6	502-0397	1	Coupling, Quick Disconnect Female
3	502-0395	1	Connector, Barbed Hose (1/8")	7	502-0398	1	Coupling, Quick Disconnect Male
4	503-1199	1	Hose, Fuel (1/4" ID x 14")				

## Resonator KV



REF NO.	PART NO.	QTY USED	PART DESCRIPTION
1	155-2449	1	Resonator, Exhaust

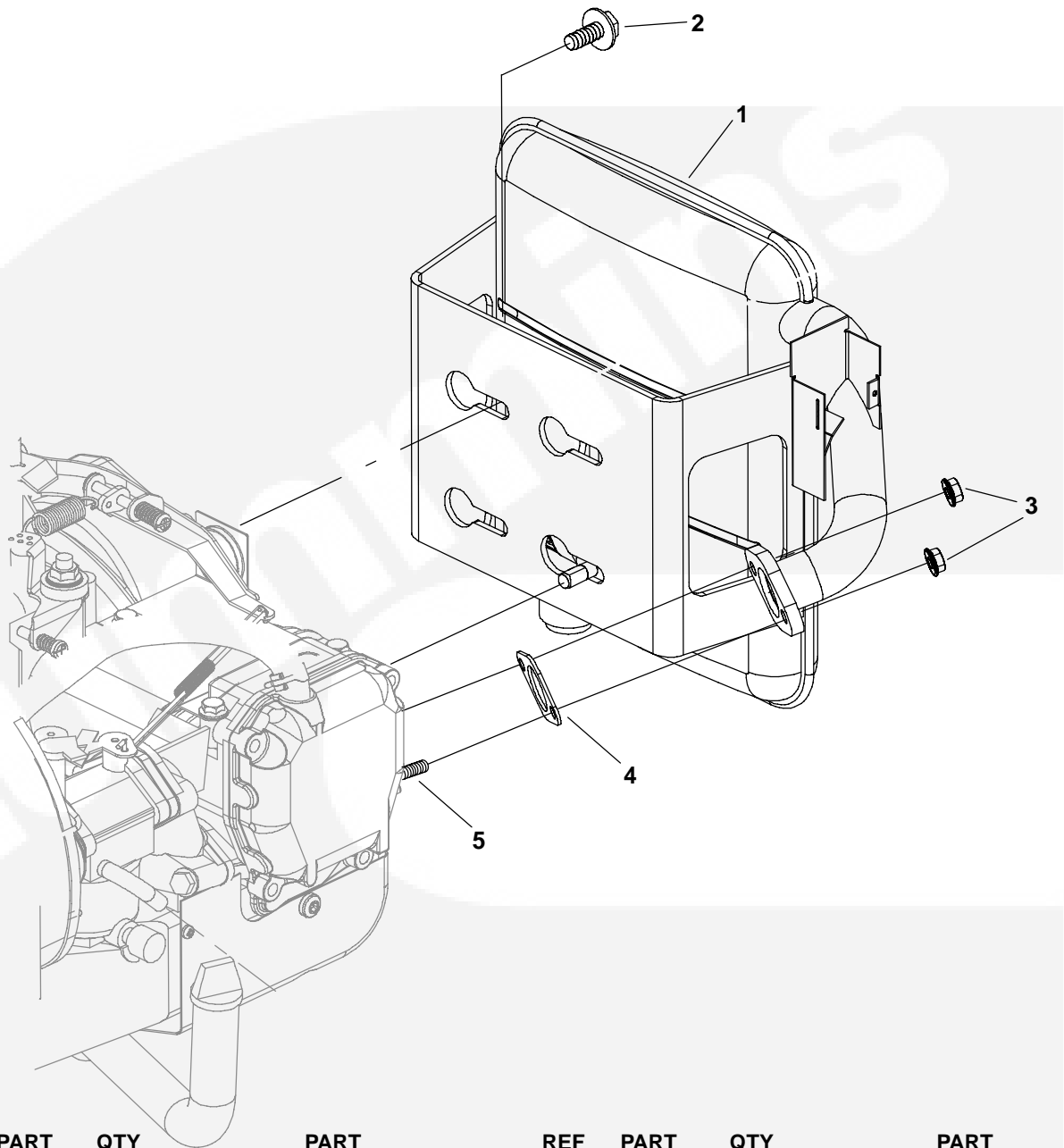
## Muffler (KV Spec A-G)



REF NO.	PART NO.	QTY USED	PART DESCRIPTION	REF NO.	PART NO.	QTY USED	PART DESCRIPTION
1	155-3436-01	1	Muffler LP	6	155-2301-02	1	Bracket, Muffler
	155-3436-02	1	Gasoline (Includes Choke Housing)	7	337-0049	1	Strap, Ground
2	870-2055	2	Nut, Hex Flange Locking (M8)	8	856-0008	1	Washer, EIT Lock (5/16")
3	870-2054	2	Nut	9	155-2233-02	1	Bracket, Muffler
4	821-2045	2	Screw, Lock Flange (M8 x 1-1/4 x 16mm)	10	327-0923	1	Clamp, "J" (LPG Units Only)
5	815-0709-01	4	Screw, Hex Head Thread Forming (M8 x 18mm)	11	155-2953	1	Gasket, Muffler
				12	185-5098	2	Stud, Muffler Mounting

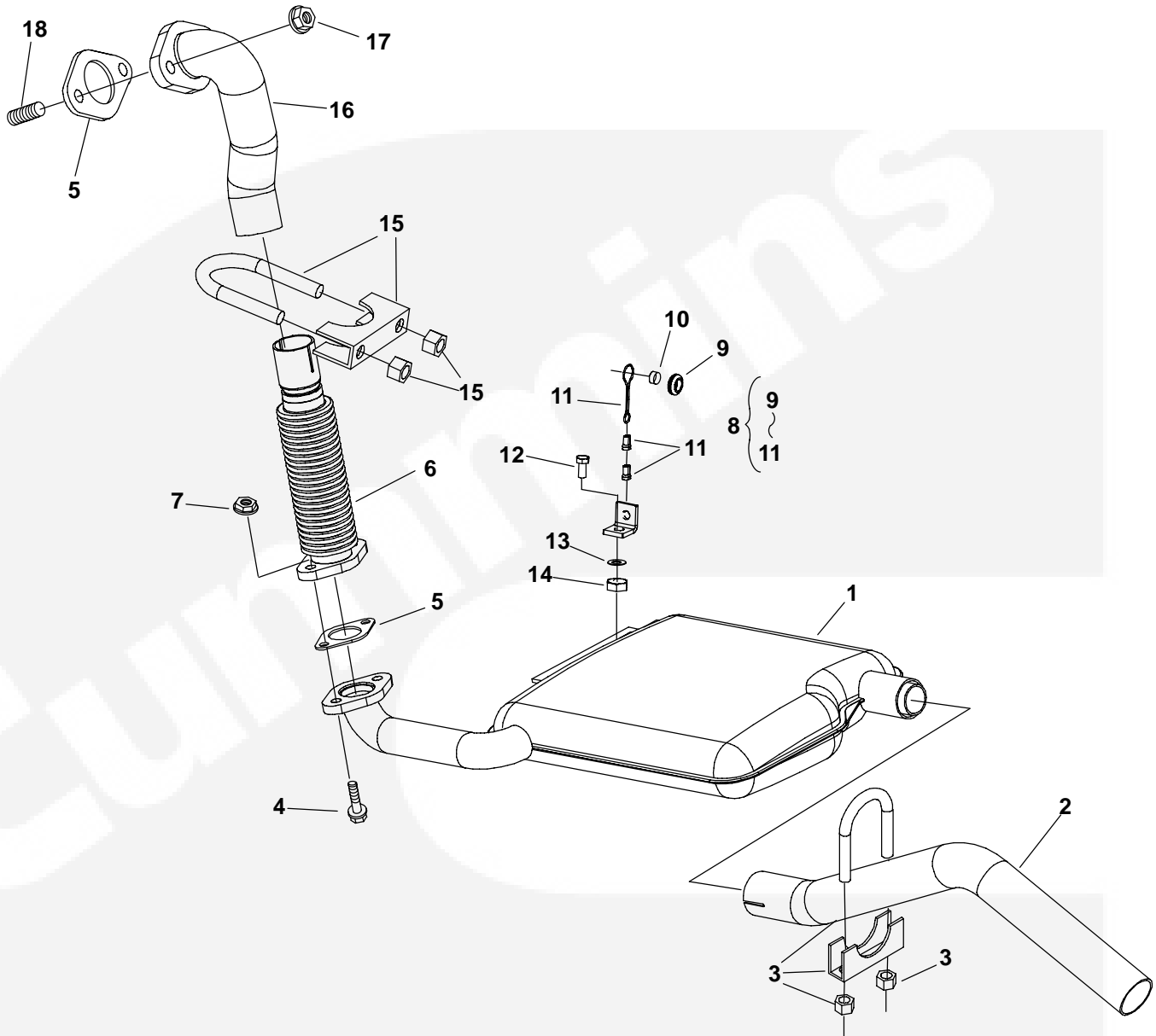


## Muffler (KV Begin Spec H)



REF NO.	PART NO.	QTY USED	PART DESCRIPTION	REF NO.	PART NO.	QTY USED	PART DESCRIPTION
			Kit, Muffler Exhaust	2	815-0508	5	Screw, Hex Head Thread Form (5/16-18 x .75")
	155-3436-01	1	LP				
	155-3436-02	1	Gasoline	3	870-2054	2	Nut Supplied with Engine
1			Muffler (Includes Choke Housing)	4	155-2953	1	Gasket, Muffler (Included with Engine)
	155-3435-01	1	LP				
	155-3435-02	1	Gasoline	5	185-5098	2	Stud, Muffler Mounting

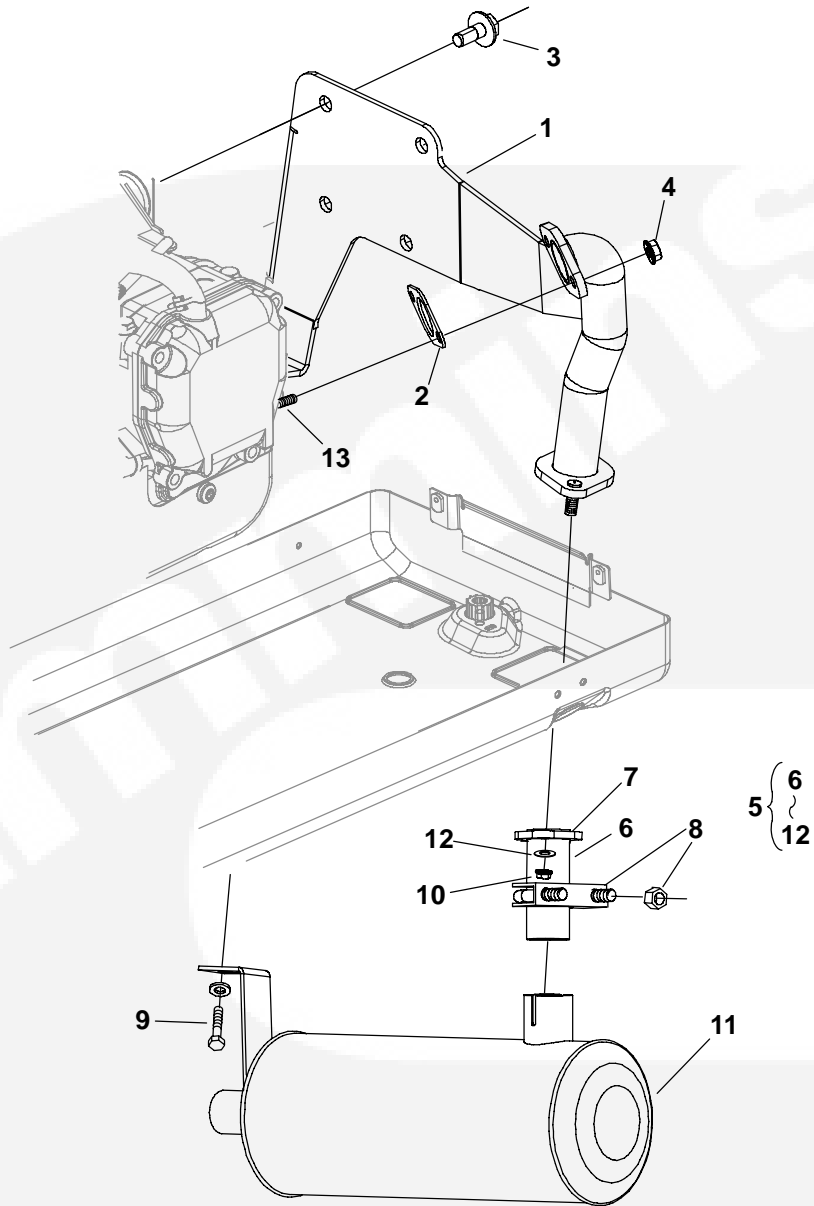
## Muffler KVC



REF NO.	PART NO.	QTY USED	PART DESCRIPTION	REF NO.	PART NO.	QTY USED	PART DESCRIPTION
1	155-3314	1	Muffler, Exhaust	11	155-3343-01	1	*Rope, Wire (150mm)
2	155-3315	1	Tube, Exhaust	12	800-2057	1	Screw, Hex Head Cap (M8 x 1.25)
3	155-1256	2	Clamp, Muffler (Includes Clamp, "U" Bolt and Nuts)	13	526-2100	1	Washer, Flat (M8)
4	800-2034	2	Screw, Hex Head Cap (M6 x 1 x 20mm)	14	750-1006	1	Nut, Hex (M8 x 1.25)
5	155-2953	1	Gasket, Muffler	15	155-1256	1	Clamp, Muffler (Includes Clamp, "U" Bolt and Nuts)
6	155-3313	1	Tube, Flex Exhaust	16	155-3312	1	Tube, Exhaust
7	870-2054	2	Nut, Lock Flange	17	870-2054	2	Nut, Lock Flange
8	155-3343-02	1	Bracket, Muffler Hanger (Includes Parts Marked*)	18	185-5098	2	Stud, Muffler Mounting
9	508-0068	1	*Grommet, Rubber Obsolete				
10	370-0116-02	1	*Spacer, Muffler Hanger Obsolete				

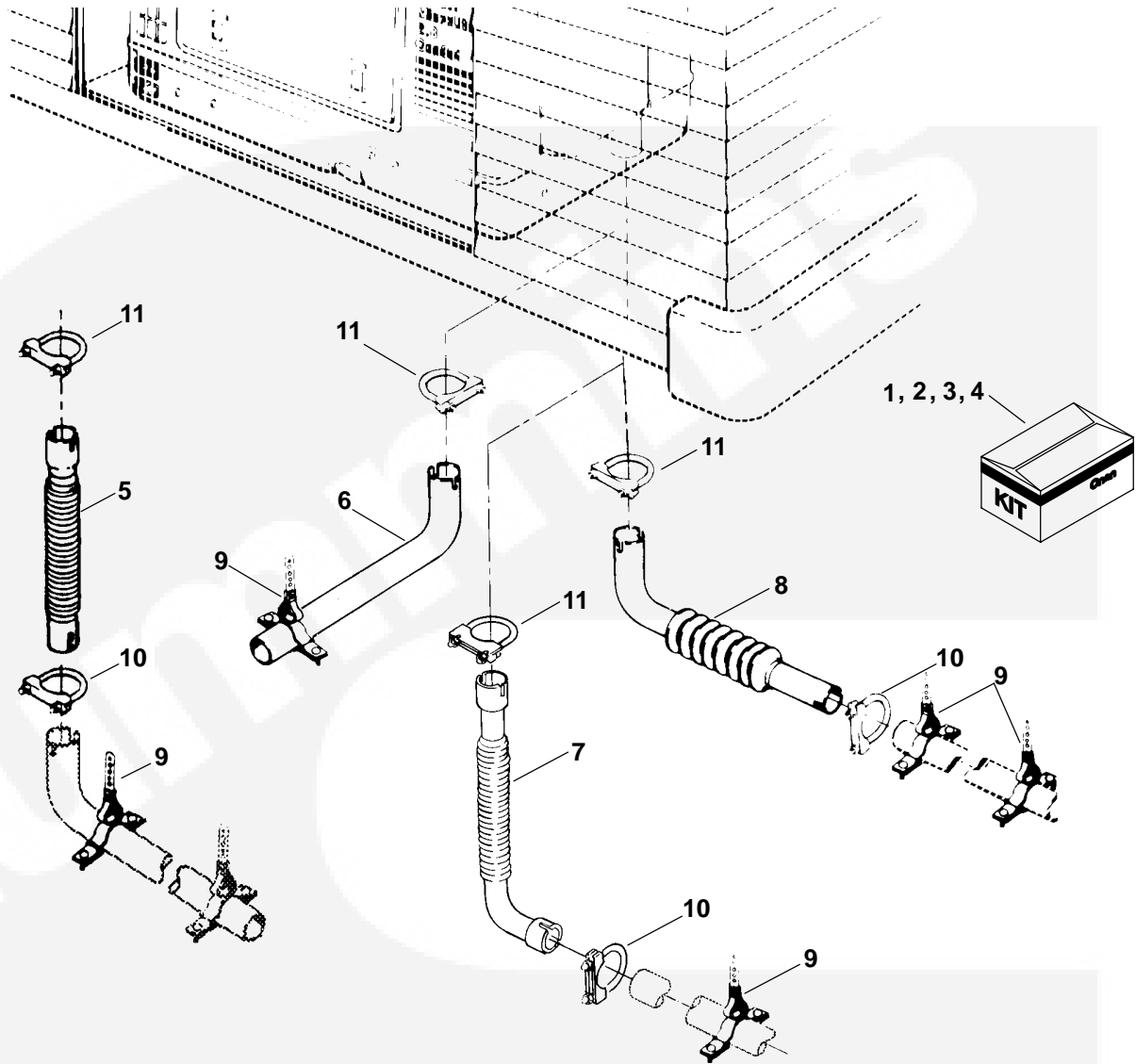
\* - Parts Included in Hanger, Not Sold Separate.

### Muffler KVD



REF NO.	PART NO.	QTY USED	PART DESCRIPTION	REF NO.	PART NO.	QTY USED	PART DESCRIPTION
1	155-3557-02	1	Bracket, Muffler	9	821-0016	1	*Screw, (5/16-18 x 3/4)
2	155-2953	1	Gasket, Muffler	10	870-0212	2	*Nut, Flanged
3	815-0508	4	Screw, Hex Washer Head	11	541-0618	1	*Muffler
4	870-2054	2	Nut Supplied w/Engine	12	526-0029	3	*Washer, #10
5	541-0618	1	Kit, Muffler (Includes Parts Marked *)	13	185-5098	2	Stud, Muffler Mounting
6	155-3562	1	*Pipe, Exhaust	* - Parts Included in Muffler Kit			
7	154-2746	1	*Gasket, Exhaust				
8	155-1256	1	*Clamp, Muffler (Includes Clamp, "U" Bolt and Nuts)				

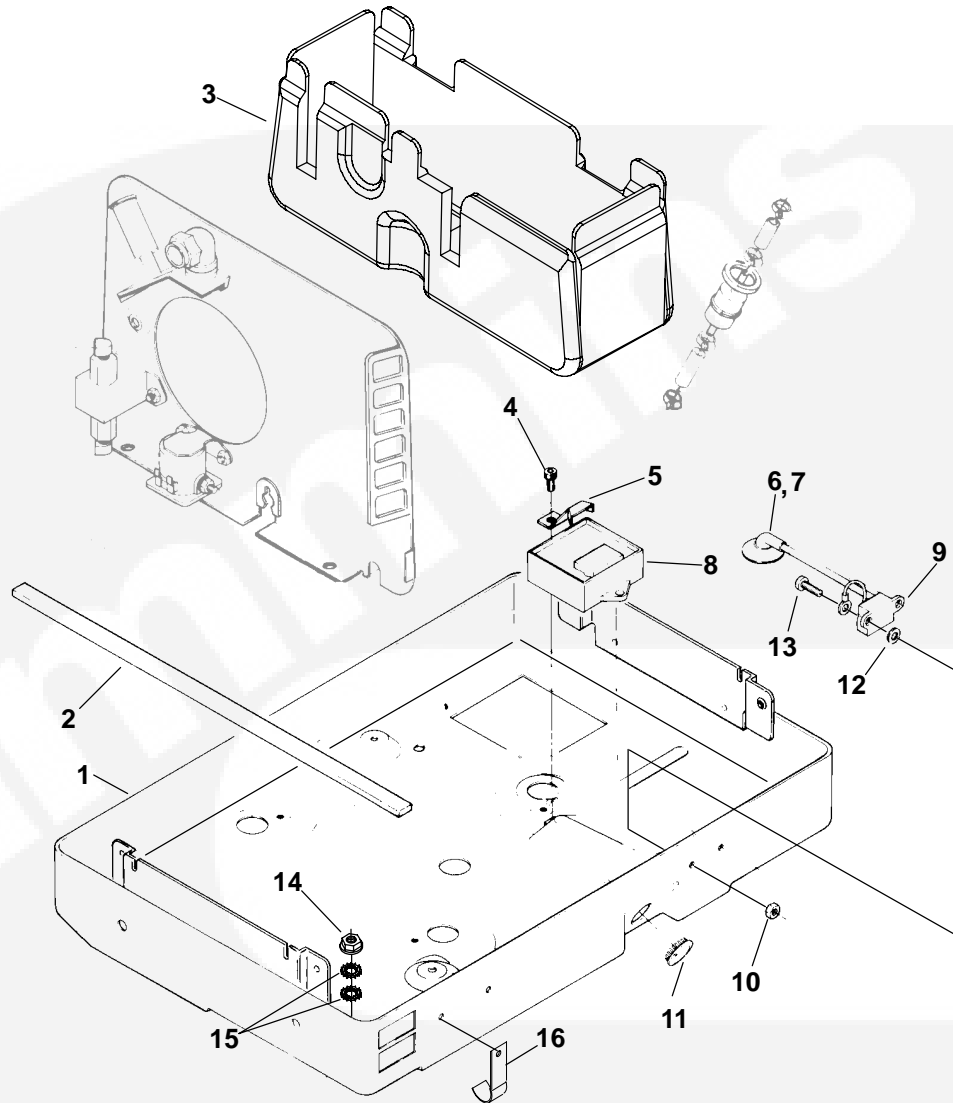
## Exhaust Kit KV



REF NO.	PART NO.	QTY USED	PART DESCRIPTION	REF NO.	PART NO.	QTY USED	PART DESCRIPTION
1	155-2325	1	Kit, Exhaust Tubing (Includes Parts Marked *)	8	155-2322	1	#Tube, Exhaust (356mm)
2	155-2324	1	Kit, Exhaust Tubing (Flexible) (Includes Parts Marked #)	9	155-2174	2 +~#*	Hanger, Tailpipe (Included in all Kits Listed)
3	155-2771	1	Kit, Exhaust Tubing (Flexible) (Includes Parts Marked ~)	10	155-1239	1 +~#	Clamp (Marked 1-1/2")
4	155-2425	1	Kit, Vertical Exhaust Tubing Extension (Includes Parts Marked +)	11	155-1256	1 +~#*	Clamp (Marked 1-1/8") (Included in all Kits Listed)
5	155-2772	1	~Tube, Straight Exhaust (300mm)				
6	155-2323	1	*Tube, Exhaust (635mm)				
7	155-2665	1	+Tube, Exhaust (242mm)				

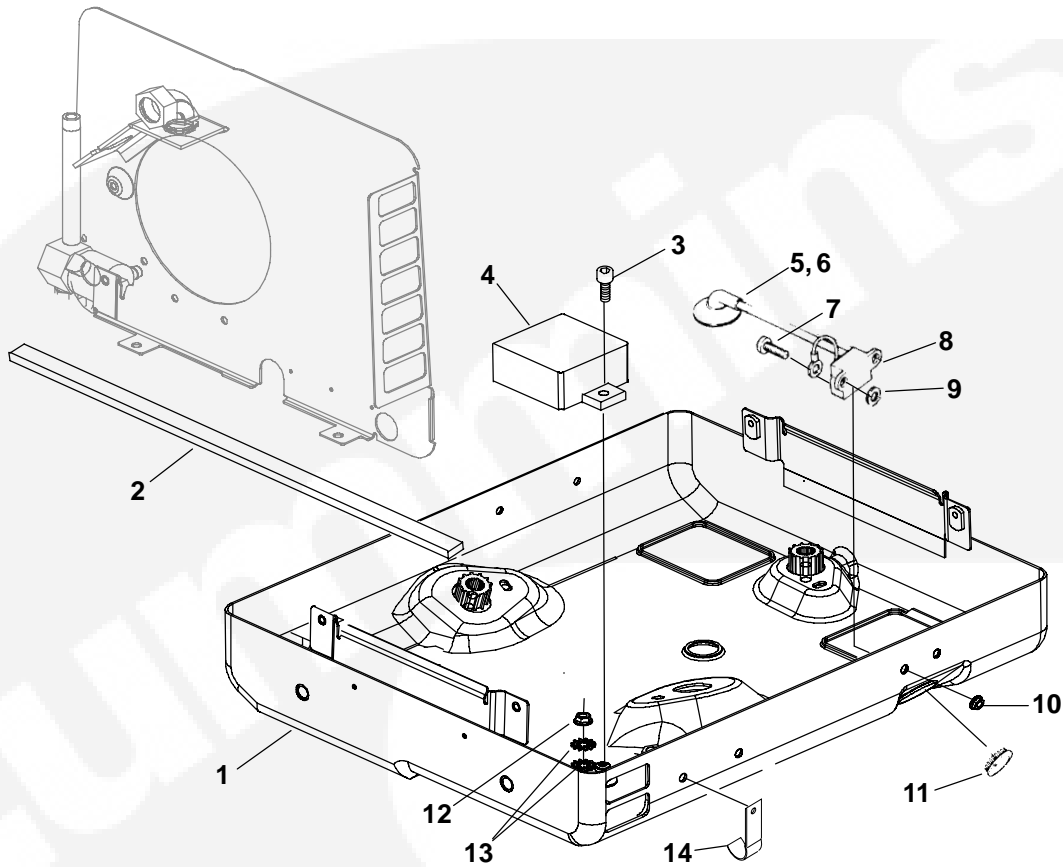
\* - Parts Included in 155-2325 Exhaust Tubing Kit.  
 # - Parts Included in 155-2324 Flexible Exhaust Tubing Kit.  
 ~ - Parts Included in 155-2771 Flexible Exhaust Tubing Kit.  
 + - Parts Included in 155-2425 Vertical Exhaust Tubing Extension Kit.

## Mounting Base KV



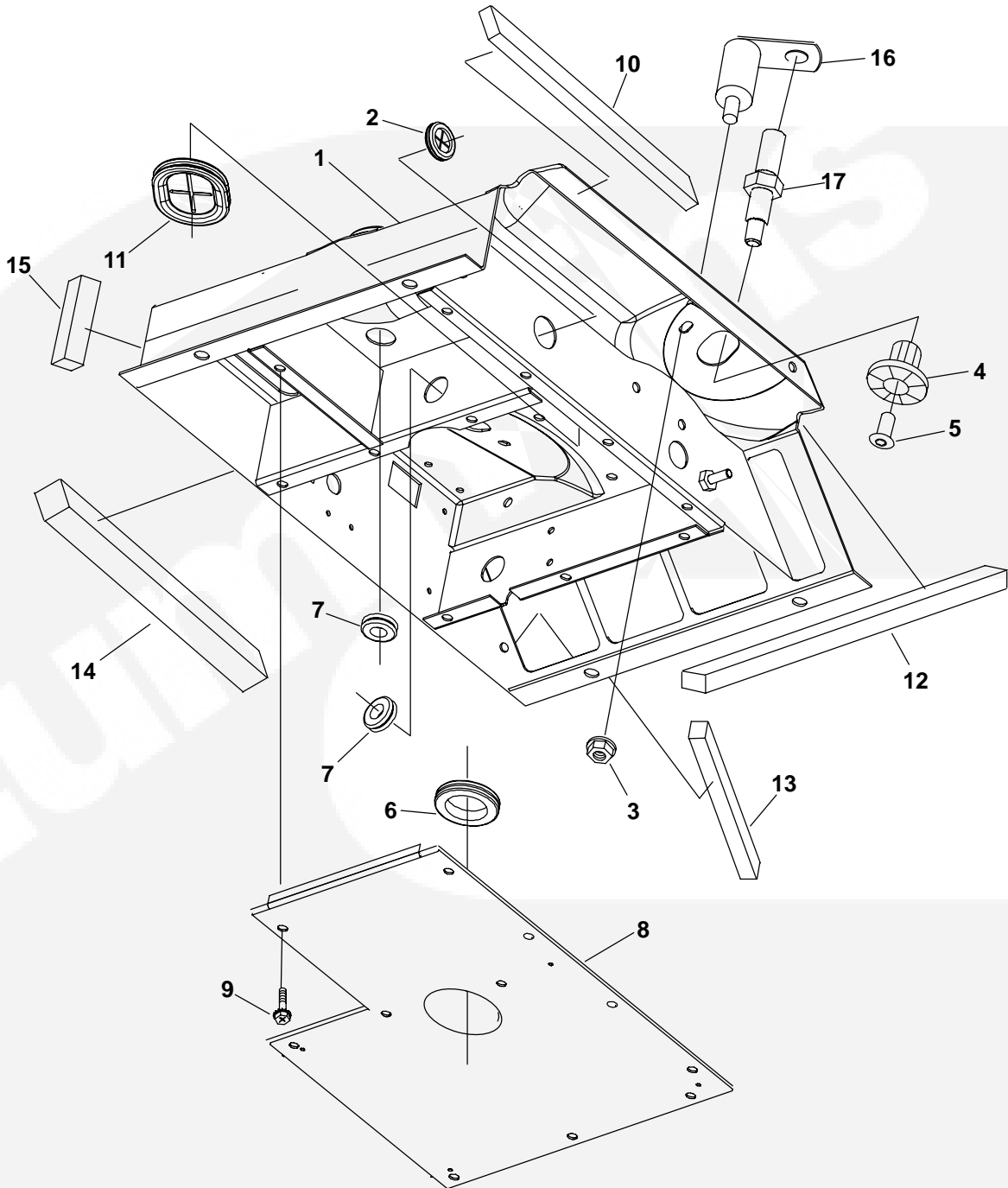
REF NO.	PART NO.	QTY USED	PART DESCRIPTION	REF NO.	PART NO.	QTY USED	PART DESCRIPTION
1			Base, Housing	9	166-0784-S0	1	Coil, Ignition (T1) (Includes Lead, Cap, and Boot)
	405-3794	1	Spec A	10	860-2005	2	Nut, Hex (M4)
	405-4323-02	1	Spec B	11	517-0254	1	Plug, Spark Plug Access Hole
	405-4423-02	1	Begin Spec C	12	856-0002	2	Washer, EIT Lock (#8)
2	895-0305-04	1	Gasket (504mm x 6mm x 10mm)	13	823-1001-04	2	Screw, Pan Head Socket Drive (M4 x 12mm)
3	405-3797	1	Insulation, Lower Exhaust Baffle	14	870-2054	1	Nut, Locking Hex Flange (M6)
4	815-0578	2	Screw, Pan Head Socket	15	856-0006	2	Washer, EIT (1/4")
5	305-0767-02	1	Clamp, Regulator	16	518-0728	2	Clip (Begin Spec L)
6	167-0267	1	Terminal, Spark Plug				
7	167-0265	1	Boot, Spark Plug				
8			Regulator, Voltage Spec A, B				
	305-0830-02	1	50 Hz				
	305-0852	1	60 Hz				
	305-0897	1	Begin Spec C				

## Mounting Base KVD



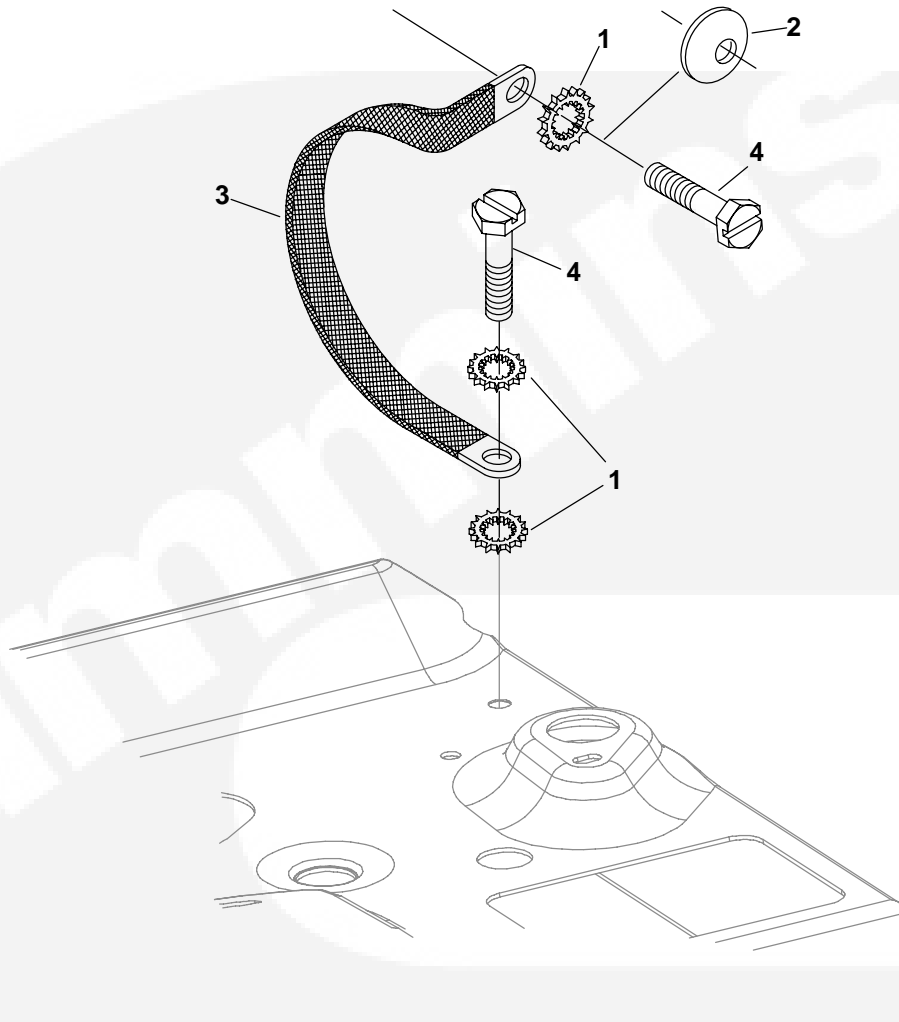
REF NO.	PART NO.	QTY USED	PART DESCRIPTION	REF NO.	PART NO.	QTY USED	PART DESCRIPTION
1	405-6938-02	1	Base, Housing	8	166-0784-S0	1	Coil, Ignition (T1)(Includes Lead, Cap, and Boot)
2	895-0305-04	1	Gasket Foam (504mm x 6mm x 10mm)	9	856-0002	2	Washer, EIT Lock (#8)
3	823-1002-01	1	Screw, Pan Head Torx (M6 x 1 x 12mm)	10	860-2005	2	Nut, Hex (M4)
4	305-0897		Regulator, Micro Voltage	11	517-0254	1	Plug, Spark Plug Access Hole
5	167-0267	1	Terminal, Spark Plug	12	870-2054	7	Nut, Locking Hex Flange (M6 x 1mm)
6	167-0265	1	Boot, Spark Plug	13	856-0006	2	Washer, EIT Lock (1/4")
7	823-0002-06	2	Screw, Pan Head Torx (M4 x 0.7 x 18mm)	14	518-0728	2	Clip (Begin Spec B)

## Mounting Base KVC



REF NO.	PART NO.	QTY USED	PART DESCRIPTION	REF NO.	PART NO.	QTY USED	PART DESCRIPTION
1	405-6444-02	1	Base, Housing	10	405-6489	1	Seal, Pan (293.5mm)
2	508-1122	1	Grommet (19mm ID)	11	508-1116	1	Grommet, Oval
3	870-2054	3	Nut, Hex Flange Locking (M6)	12	405-6485	1	Seal, Pan (338.2mm)
4	402-0547	3	Isolator, Vibration	13	405-6510	1	Seal, Pan (98mm)
5	870-2156	3	Nut, Pan Head with Internal Thread (M8 x 1.25 x 11.50mm)	14	405-6494	1	Seal, Frame (434.3mm)
6	508-0258	1	Grommet (1-1/4" ID)	15	405-6507	1	Seal, Air (110mm)
7	508-0008	2	Grommet (1/2" ID)	16	402-0601-02	2	Isolator, Vibration With Yellow Dot (Generator End)
8	405-6447-02	1	Cover, Base	17	402-0601-01	1	With Blue Dot (Engine End)
9	821-6002-02	11	Screw, Hex Head Sems (M6 x 1 x 12mm)	520-2210	3	Stud, Mounting	

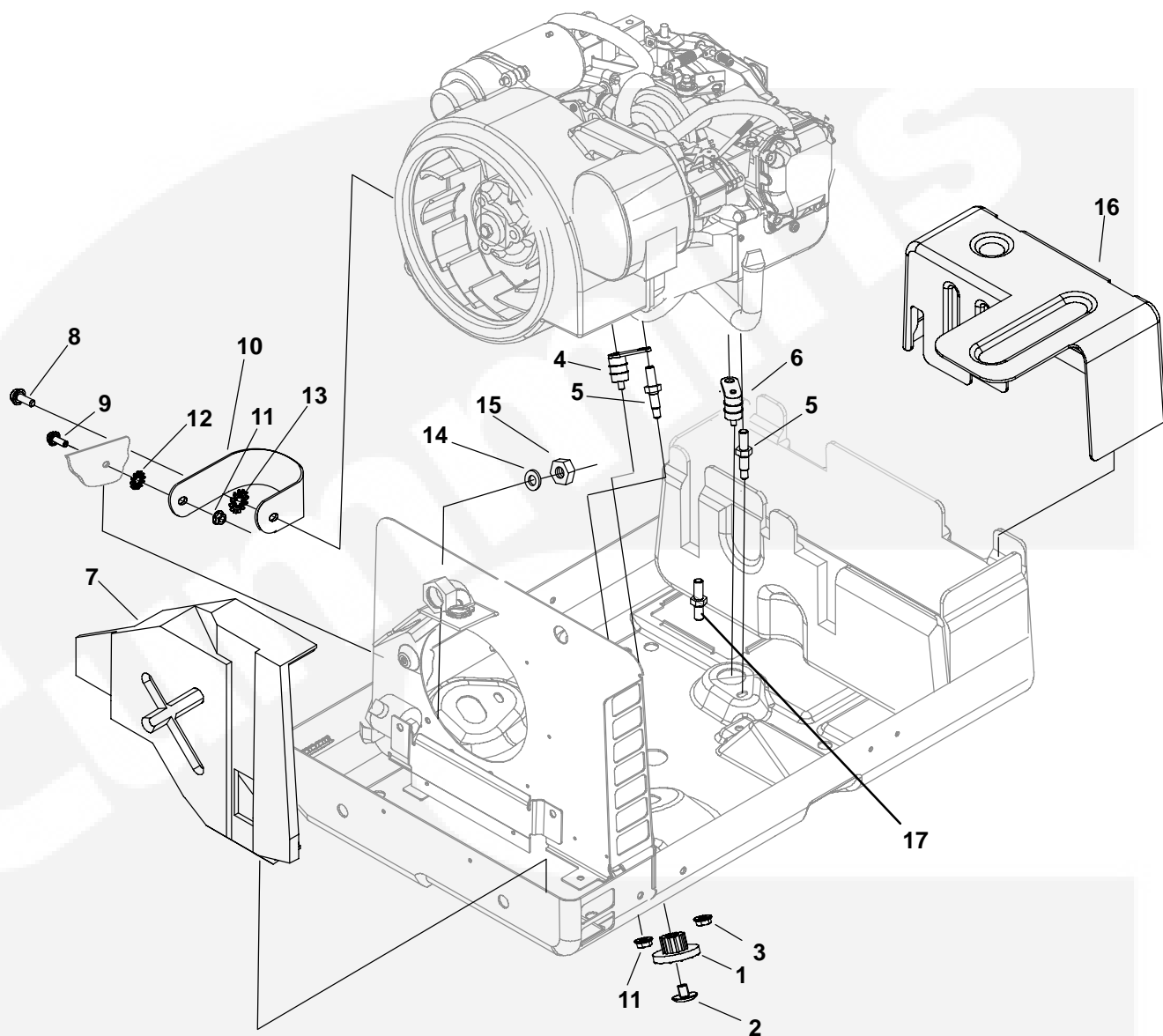
## Ground Strap KVC



REF NO.	PART NO.	QTY USED	PART DESCRIPTION	REF NO.	PART NO.	QTY USED	PART DESCRIPTION
1	856-0008	3	Washer, EIT Lock (5/16")	3	337-0049	1	Strap, Ground
2	526-0432	1	Washer, Spring Conical (Spec A Only)	4	815-0709-01	2	Screw, Hex Head Thread Form (M8 x 1.25 x 18mm)

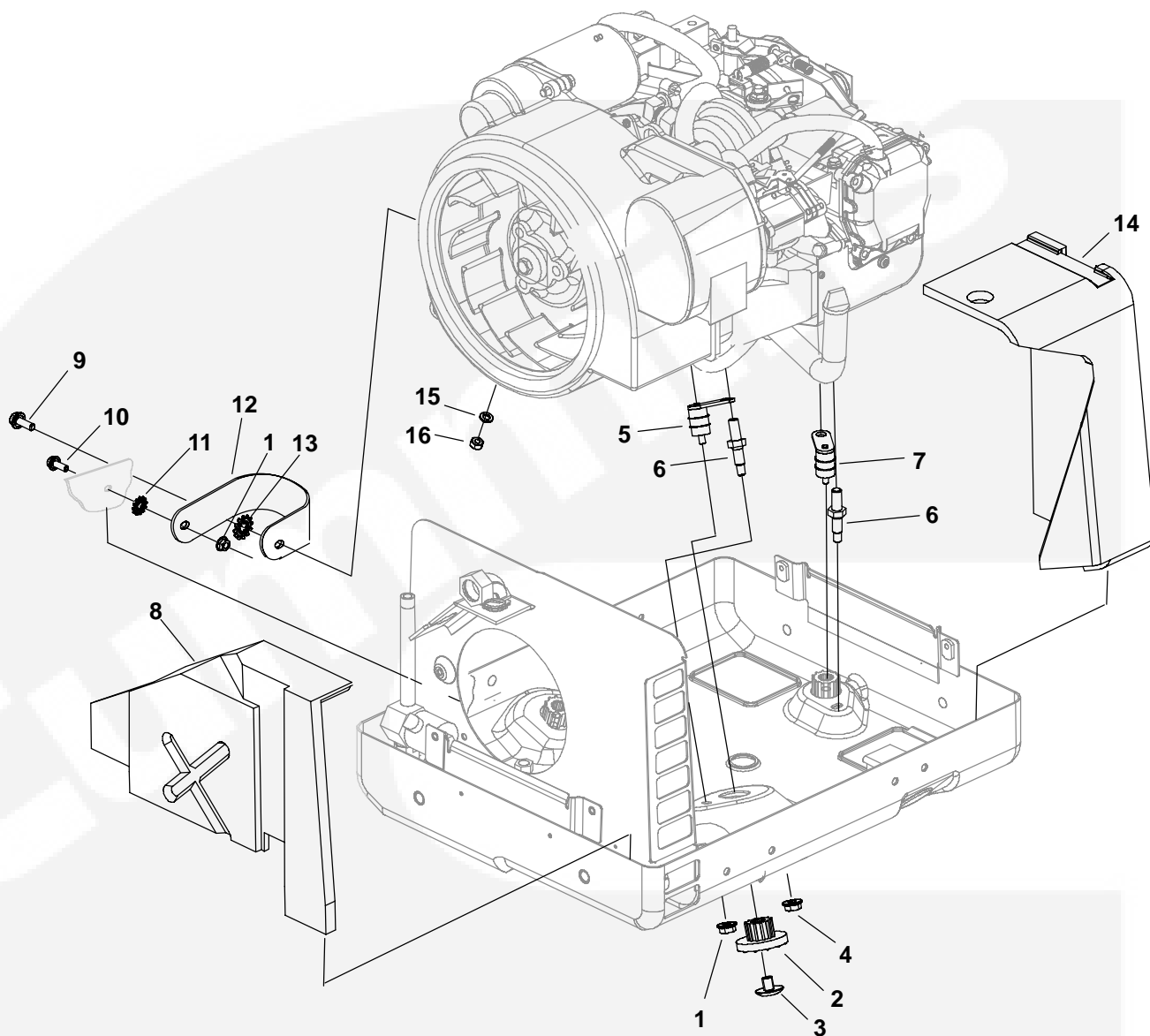


## Base Mounting KV



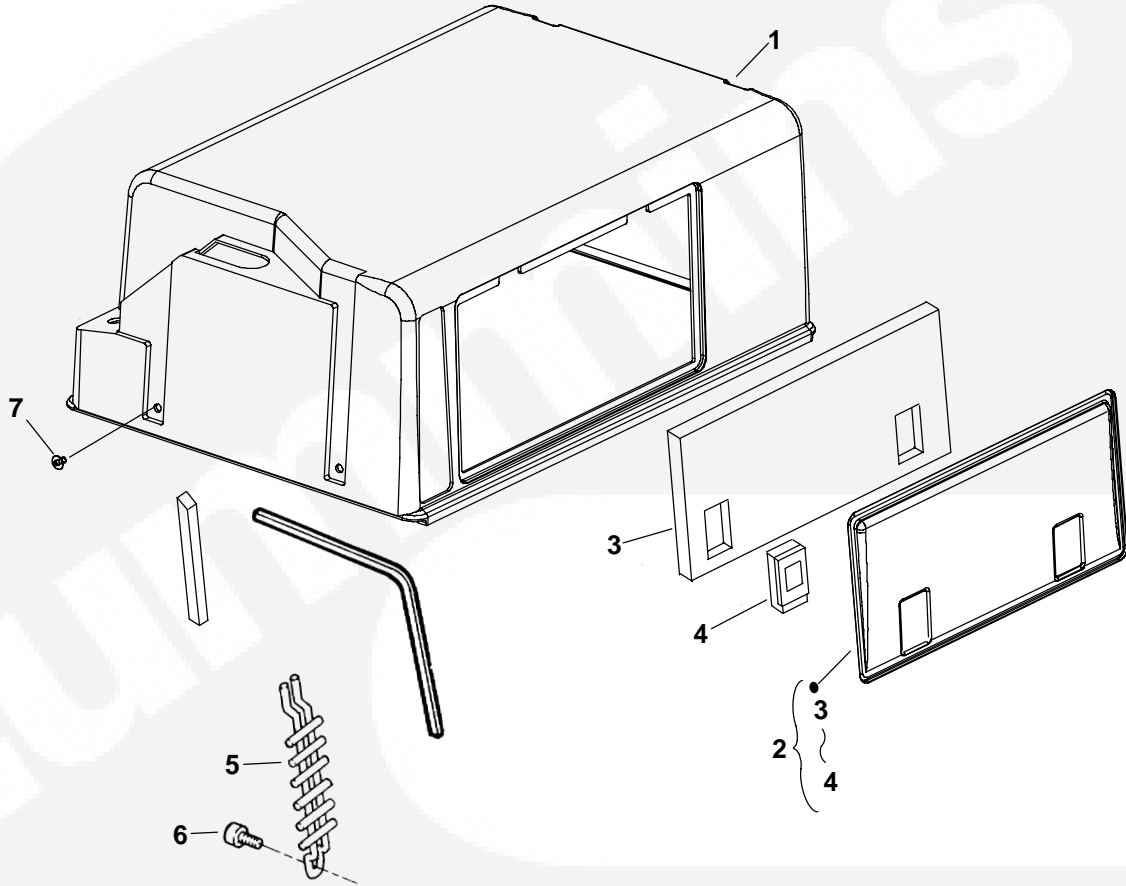
REF NO.	PART NO.	QTY USED	PART DESCRIPTION	REF NO.	PART NO.	QTY USED	PART DESCRIPTION
1	402-0547	3	Isolator, Vibration	10	337-0049	1	Strap, Bond
2	870-2156	3	Nut, Pan Head with Internal Thread (M8 x 11.50mm)	11	870-2054	4	Nut, Hex Flange Locking (M6) Spec A
3	870-0212	1	Nut, Hex Flange Locking (1/4-20) Spec A	11	870-2054	6	Spec B
4	402-0601-02	2	Isolator, Generator Mount Vibration (With Yellow Dot)	12	870-2054	7	Spec C
5	520-2210	3	Stud, Generator Mounting	12	856-0006	1	Washer, EIT Lock (1/4")
6	402-0601-01	1	Isolator, Engine Mount Vibration (With Blue Dot)	13	856-0008	1	Washer, EIT (5/16)
7	405-3816	1	Insulation, Inlet Baffle	14	740-1004	1	Washer, Flat (M6) (K3 Relay Mounting)
8	815-0508	1	Screw, Thread Form (5/16-18 x .75)	15	750-1004	1	Nut, Hex (M6) (K3 Relay Mounting)
9	821-2033	1	Screw, Hex Washer Head Locking (M6 x 10mm)	16	405-3796	1	Insulation, Exhaust Baffle (Upper)
				17	402-0632	1	Isolator, Vibration

## Base Mounting KVD



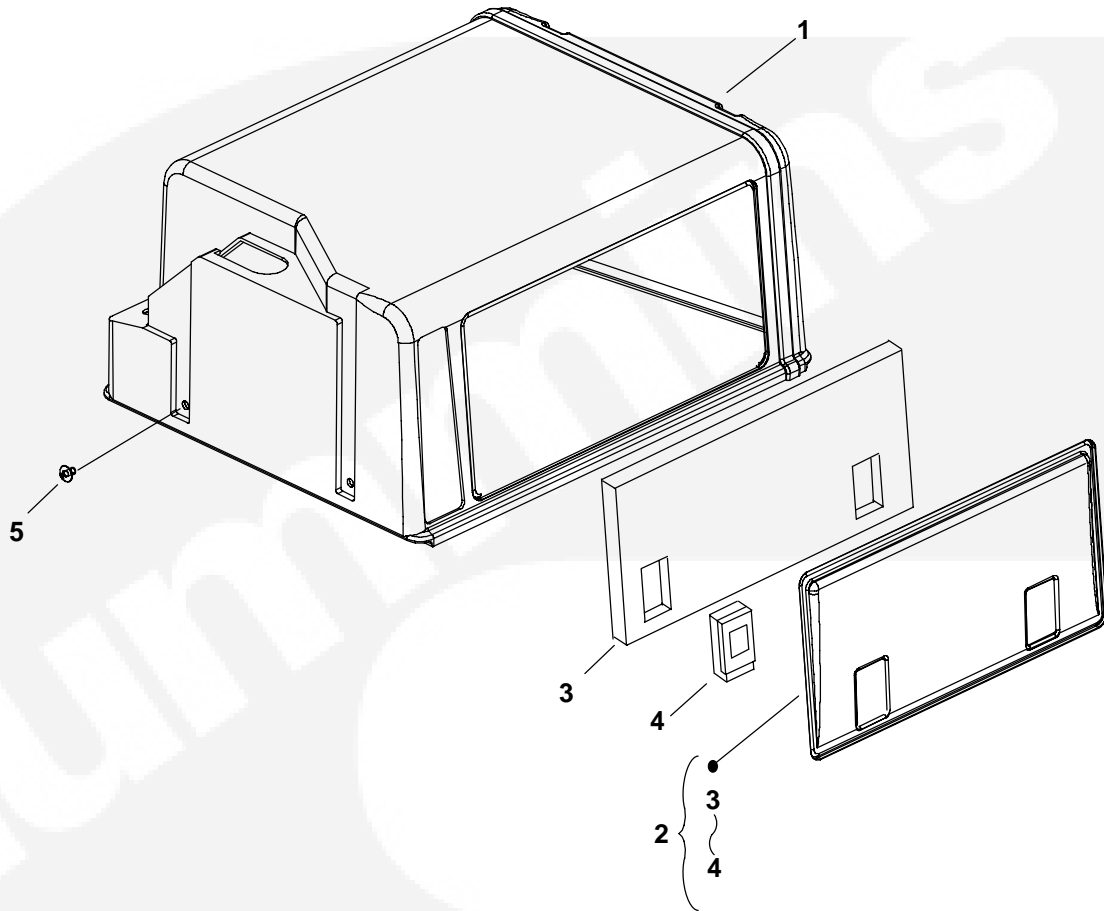
REF NO.	PART NO.	QTY USED	PART DESCRIPTION	REF NO.	PART NO.	QTY USED	PART DESCRIPTION
1	870-2054	3	Nut, Hex Flange Locking (M6)	8	405-6982	1	Insulation, Inlet Baffle (Inlet)
2	402-0547	3	Isolator, Vibration	9	815-0508	1	Screw, Thread Form (5/16-18 x .75")
3	870-2156	3	Nut, Pan Head with Internal Thread (M8 x 11.50mm)	10	821-2033	1	Screw, Hex Washer Head Lock Flange (M6 x 10mm)
4	870-0212	1	Nut, Hex Flange Locking (1/4-20)	11	856-0006	1	Washer, EIT Lock (1/4")
5	402-0601-02	2	Isolator, Generator Mount Vibration (With Yellow Dot)	12	337-0049	1	Strap, Bond
6	520-2210	3	Stud, Generator Mounting	13	856-0008	1	Washer, EIT (5/16)
7	402-0601-01	1	Isolator, Engine Mount Vibration (With Blue Dot)	14	155-3541	1	Insulation, Exhaust
				15	850-0040	1	Washer, Split Lock (1/4")
				16	862-0001	1	Nut, Hex (1/4-20)

## Housing Cover KV



REF NO.	PART NO.	QTY USED	PART DESCRIPTION	REF NO.	PART NO.	QTY USED	PART DESCRIPTION
1	405-4328	1	Cover, Housing Spec A	5	405-3789	1	Guard, Air Inlet (Spec A)
	405-4326	1	Begin Spec B	6	815-0675	1	Screw, Thread Cutting Socket Drive (Spec A) (#8-16 x 12.3mm)
2	405-3790-S0	1	Panel, Service( Includes Gasket and Latch)	7	815-0685	4	Screw, Truss Head (M6 x 8mm)
3	405-3784	1	Gasket				
4	406-0612	2	Latch				

## Housing Cover KVD

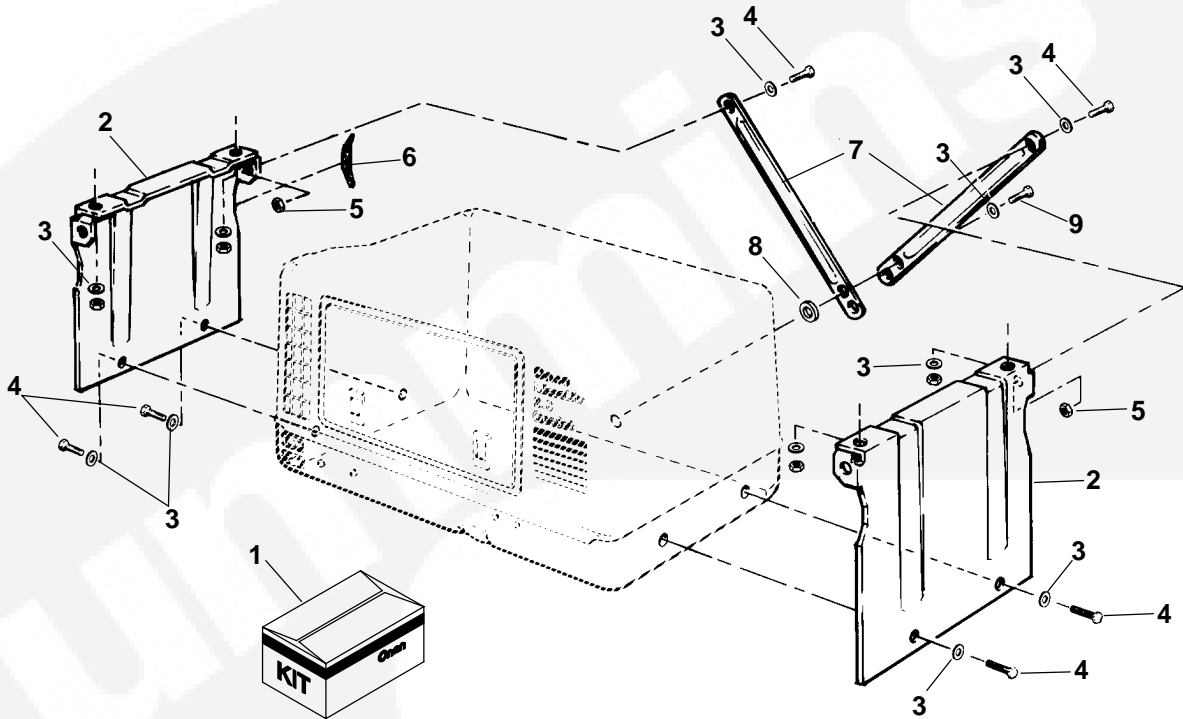


REF NO.	PART NO.	QTY USED	PART DESCRIPTION	REF NO.	PART NO.	QTY USED	PART DESCRIPTION
1	405-8048	1	Cover, Housing (Spec 2089B)	3	405-3784	1	Gasket
2	405-3790-S0	1	Panel, Service (Includes Gasket and Latch)	4	406-0612	2	Latch
				5	815-0685	4	Screw, Truss Head (M6 x 8mm)

**“Intentional Left Blank”**

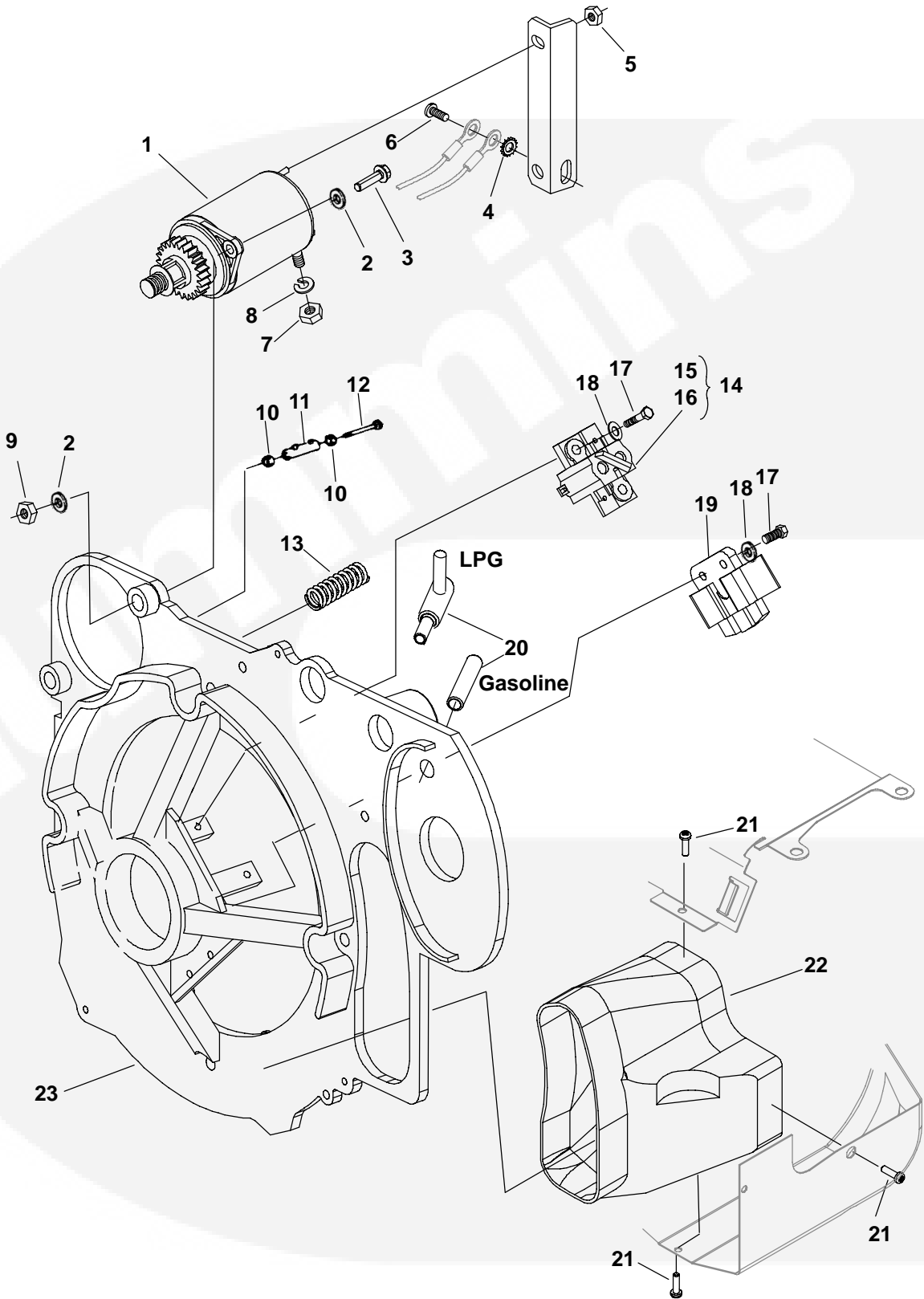


## Underfloor Mounting Kit KV, KVD



REF NO.	PART NO.	QTY USED	PART DESCRIPTION	REF NO.	PART NO.	QTY USED	PART DESCRIPTION
1			Kit, Underfloor Mounting (Includes all Parts Listed)	6	508-1047	1	Edging
	403-2689	1	KV	7	403-2680-02	2	Brace, Generator KV
	541-0661	1	KVD		403-4668-02	2	KVD
2	403-2679-02	2	Bracket	8	526-0077	1	Washer, Flat (3/8")
3	526-0174	11	Washer, Flat (3/8")	9	800-0050	1	Screw, Hex Head Cap (3/8-16 x 1")
4	800-0048	6	Screw, Hex Head Cap (3/8-16 x 3/4")				
5	870-0281	2	Nut, Locking Head Flange (3/8-16)				

# Endbell

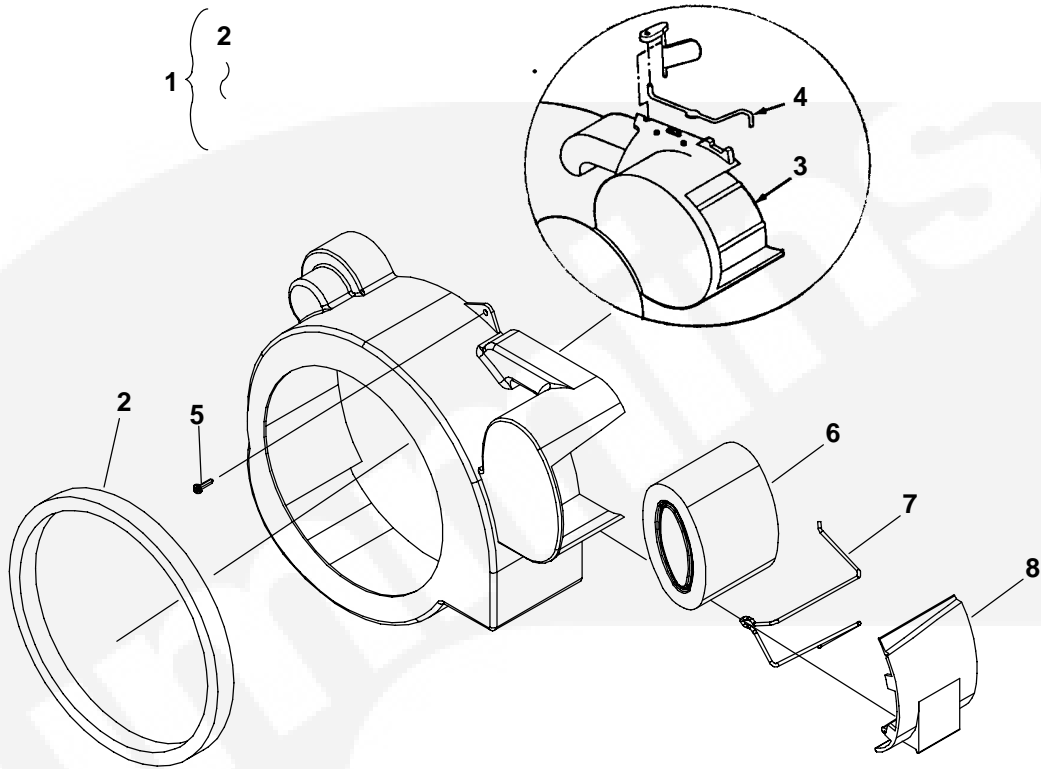


## Endbell

REF NO.	PART NO.	QTY USED	PART DESCRIPTION	REF NO.	PART NO.	QTY USED	PART DESCRIPTION
1	191-2351		Starter (B1)	18	526-0003	2	Washer, Flat (3/16")
2			Washer, Flat (M8)	19	160-1358-S0	1	Magneto
	740-1006	4	KVD Spec A-G	20			Tube, Endbell
	740-1006	2	KVC, KVD and KV, Spec H-K		232-4008	1	KV Spec A-K, KVC
3	815-0781	2	Screw, Hex Head Washer (M8 x 1.25 x 30mm)				Spec A-B KVD Spec A (Gasoline)
4	853-0013	1	Washer, ET Lock (1/4")		505-2119	1	KV FR11540 FR26119
5	870-0236	1	Nut, Lock (#10-32)				FA26120 Begin Spec L and
6	823-0003-03	1	Screw, Pan Head (M6 x 1 x 20mm)				KVD 2089, 3730 Begin Spec B (LP)
7	862-0001	1	Nut, Hex (1/4-20)	21	815-0888	3	Screw, Phillips Head (#6-20 x 1/2")
8	850-0040	1	Washer, Spring Lock (1/4")				Duct, Air
9	750-1006	2	Nut, Hex (M8 x 1.25) (KV, Spec A-H)	22	134-4637	1	Endbell
10	304-0796	2	Washer, Centering (KV only)	23			KV
11	304-0797	1	Resistor, Charging (R1) (KV only)		211-0527	1	Spec A,B
					211-0450	1	Spec C-F
12	815-0660	1	Screw, Hex Head Thread Forming Socket Drive (#10-32 x 2 1/2")(KV only)		211-0527	1	Spec G-K
					211-0527	1	Begin Spec J
13	232-3278	4	Spring, Stator		211-0486	1	KVC
14	212-1285-S0	1	Block, Generator Brush (Includes Spring and Brush)		211-0527	1	Spec A-B
							Begin Spec C
15	212-1276-03	2	Spring		211-0486	1	KVD
16	214-0103	2	Brush		211-0527	1	Spec A
17	823-0002-09	4	Screw, Pan Head (M4 x 16mm)				3729 A, Begin Spec B



## Scroll

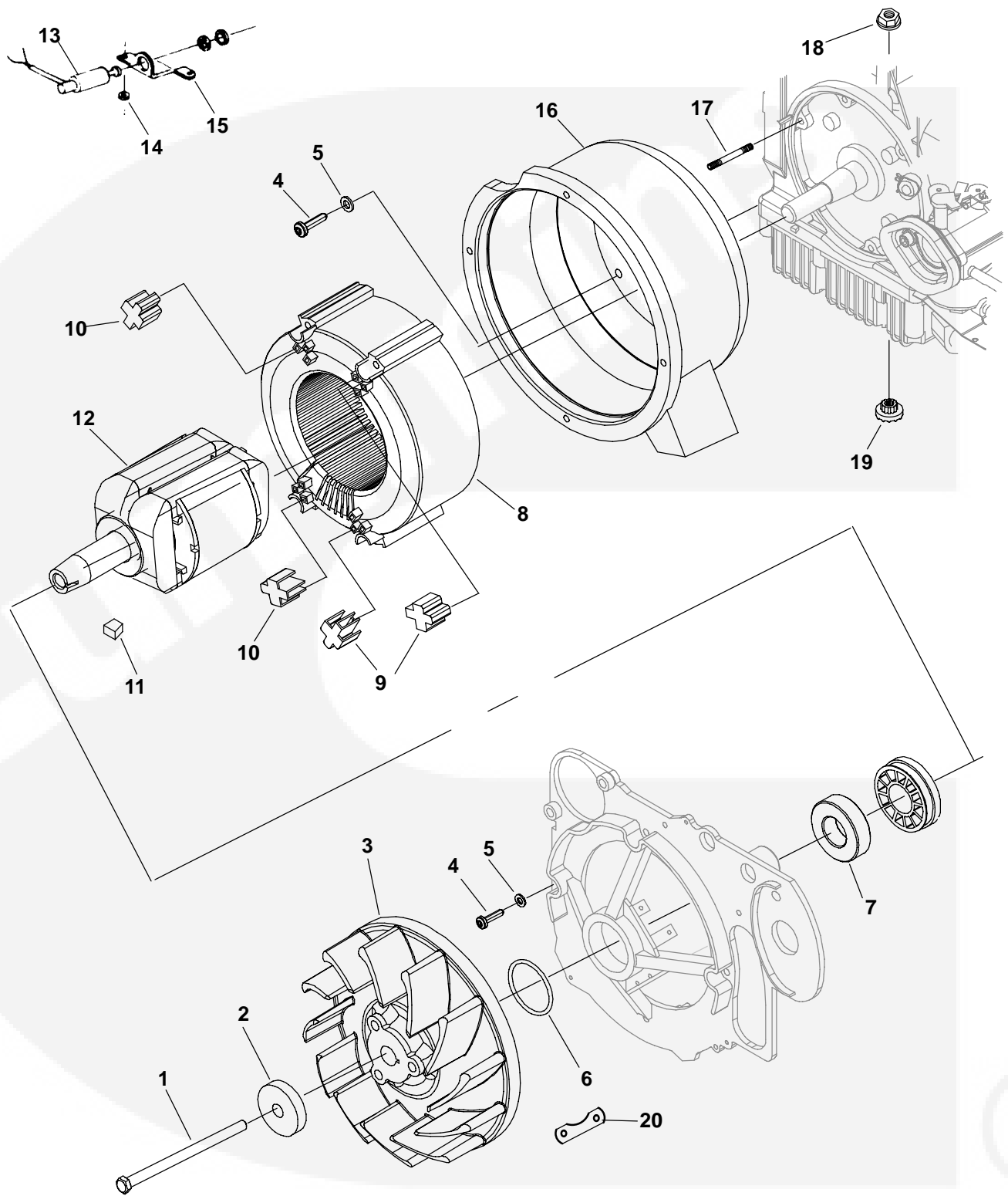


REF NO.	PART NO.	QTY USED	PART DESCRIPTION
1	134-4647-S1	1	Scroll Assy (Includes Parts Marked *)
2	509-0297	1	*Seal, Air Intake
3	134-4635	1	*Housing, Scroll
4	134-4648	1	*Link, Preheat (Early Specs Only)
5	823-0002-09	3	Screw, Pan Head Torx Threads Forming (M40 x .7 x 16mm)
6	140-2105	1	Element, Air Filter

REF NO.	PART NO.	QTY USED	PART DESCRIPTION
7	140-2144	1	Retainer, Element
8	140-2137	1	Cover, Element

\* - Parts Included in Gasoline Units Scroll Assy.

# Generator

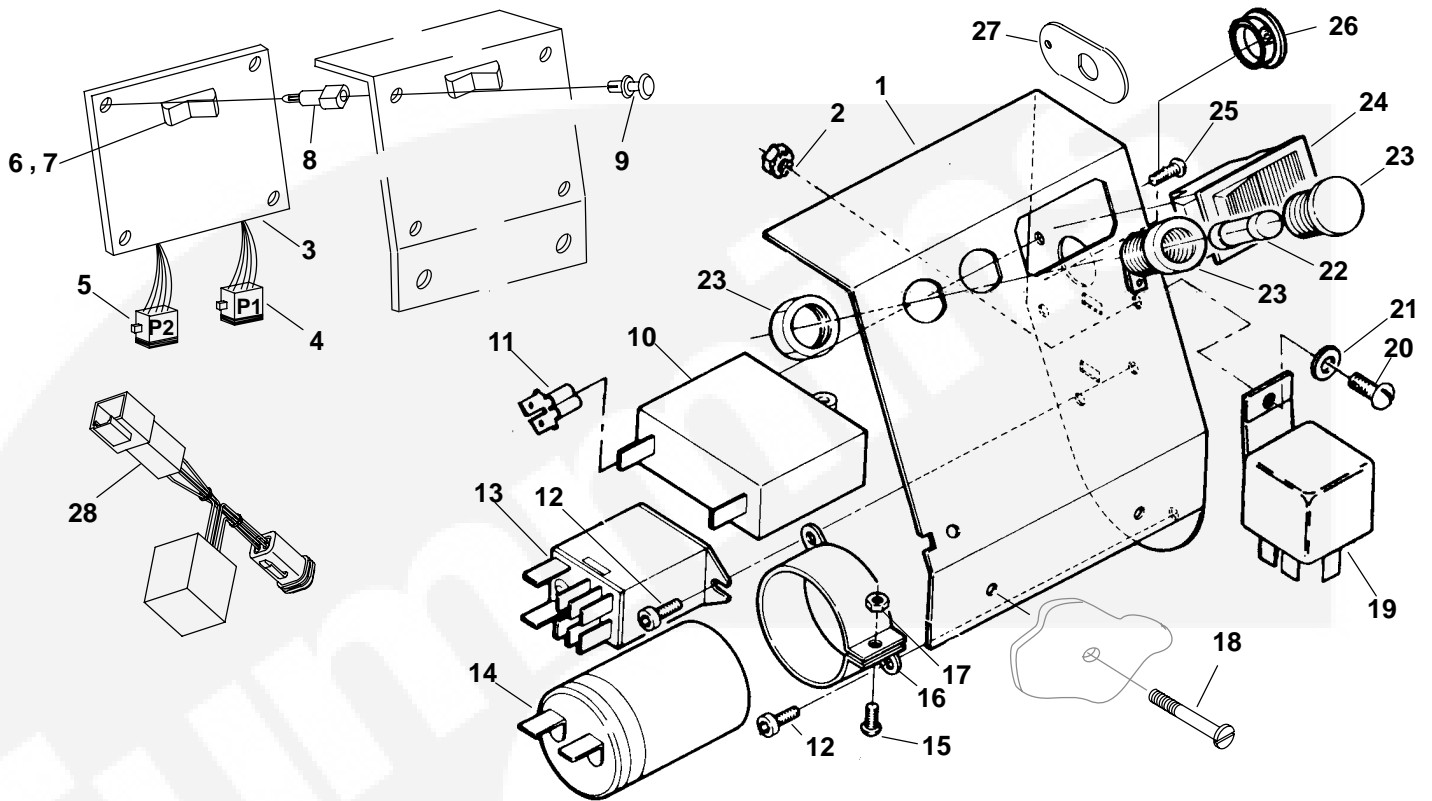


## Generator

REF NO.	PART NO.	QTY USED	PART DESCRIPTION	REF NO.	PART NO.	QTY USED	PART DESCRIPTION
1	815-0669	1	Bolt, Rotor Thru (3/8-16NC x 3.50")	12			Rotor, Generator (Includes Bearing and Collector Ring)
2	526-0392	1	Washer, Fan Hub				KV
3			Hub Assy, Fan (Includes Magnet & Rivets)				60Hz
	134-4531	3	Insert	201-3606-S1	1		Spec A-B
	823-0003-03	3	Screw, Socket Drive Pan Head (M6 x 20mm)	201-3606-02	1		Spec C-H
	205-0206-S0	1	Begin Spec C	201-3606-03	1		Begin Spec J
	205-0206-S0	1	KVC, KVD				50Hz
4	823-0003-04	10	Screw, Pan Head Trox Thread Forming (M6 x 1 x 25mm)	201-3606-01	1		Spec A-B
				201-3606-02	1		Spec C-E
							Spec F-G 33742 & 51894
5	740-1004	10	Washer, Flat (M6) (KV Begin Spec J, KVC Begin Spec B, KVD)	201-3606-03	1		Begin Spec F
6	509-0420	1	O'Ring (Supersedes 509-0196)				KVC
7	510-0185	1	Bearing, Ball				60Hz
8			Stator, Generator KV	201-3606-03	1		Begin Spec A
			60Hz	13	307-2659	1	Solenoid, Throttle Closing (Includes Nut and Washer) (K4) (KV)
	220-4125-S1	1	Spec A-H	14	740-1004	1	Washer, Flat (M6) (KV Spec A-H)
	220-4125-07	1	Begin Spec J	15	307-2655-02	1	Bracket, Solenoid (KV)
			50Hz	16			Housing, Stator KV
	220-4125-03	1	Spec A-E Spec F-G 33742 & 51844				Spec A-H
	220-4125-04	1	Spec F-H	220-4595-01	1		100V, 120V, 220V
	220-4125-08	1	Begin Spec J	220-4595-02	1		230V
			KVC	220-4595-02	1		Spec J-L KVC, Spec B KVD (64mm)
	220-4125-06	1	60Hz Spec A	17	520-2037	6	Stud, Generator Mounting
	220-4125-S7	1	Begin Spec B	18	870-0212	1	Nut, Hex Flange Locking (1/4-20) (KV Spec A)
			KVD	19	402-0547	1	Isolator, Vibration (KV Spec A)
	220-4125-07	1	60Hz Spec A	20	166-0816-S0	1	Assy, Magnet
			50Hz				
	220-4125-08	1	Begin Spec B				
9	232-3311	2	Cap, Terminal (Black)				
10	232-3312	2	Cap, Terminal (Natural)				
11	515-0289	1	Key, Fan Hub				

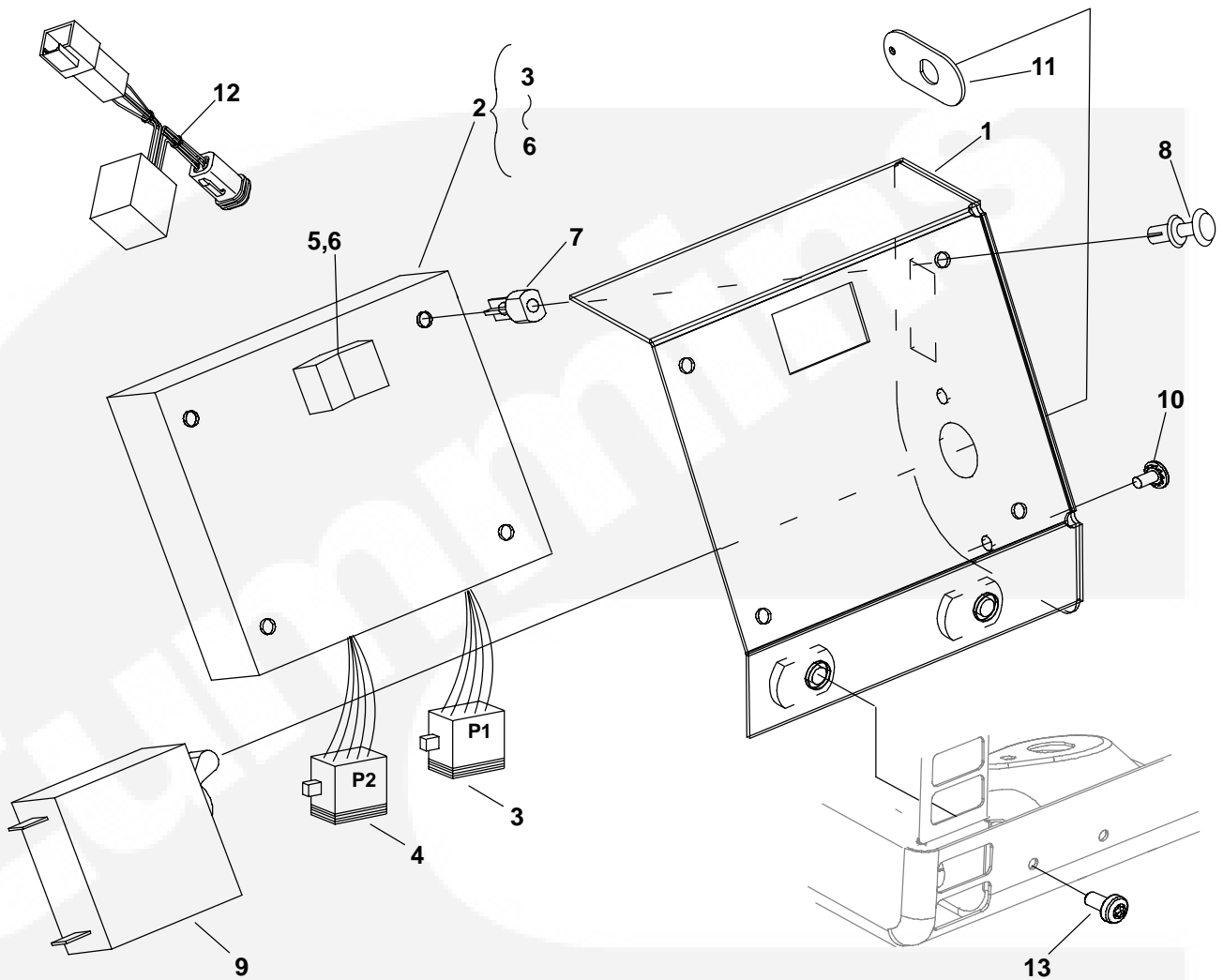
@- Parts Included in Spec A-B Fan Hub Assy

## Control (KV Spec A-F)



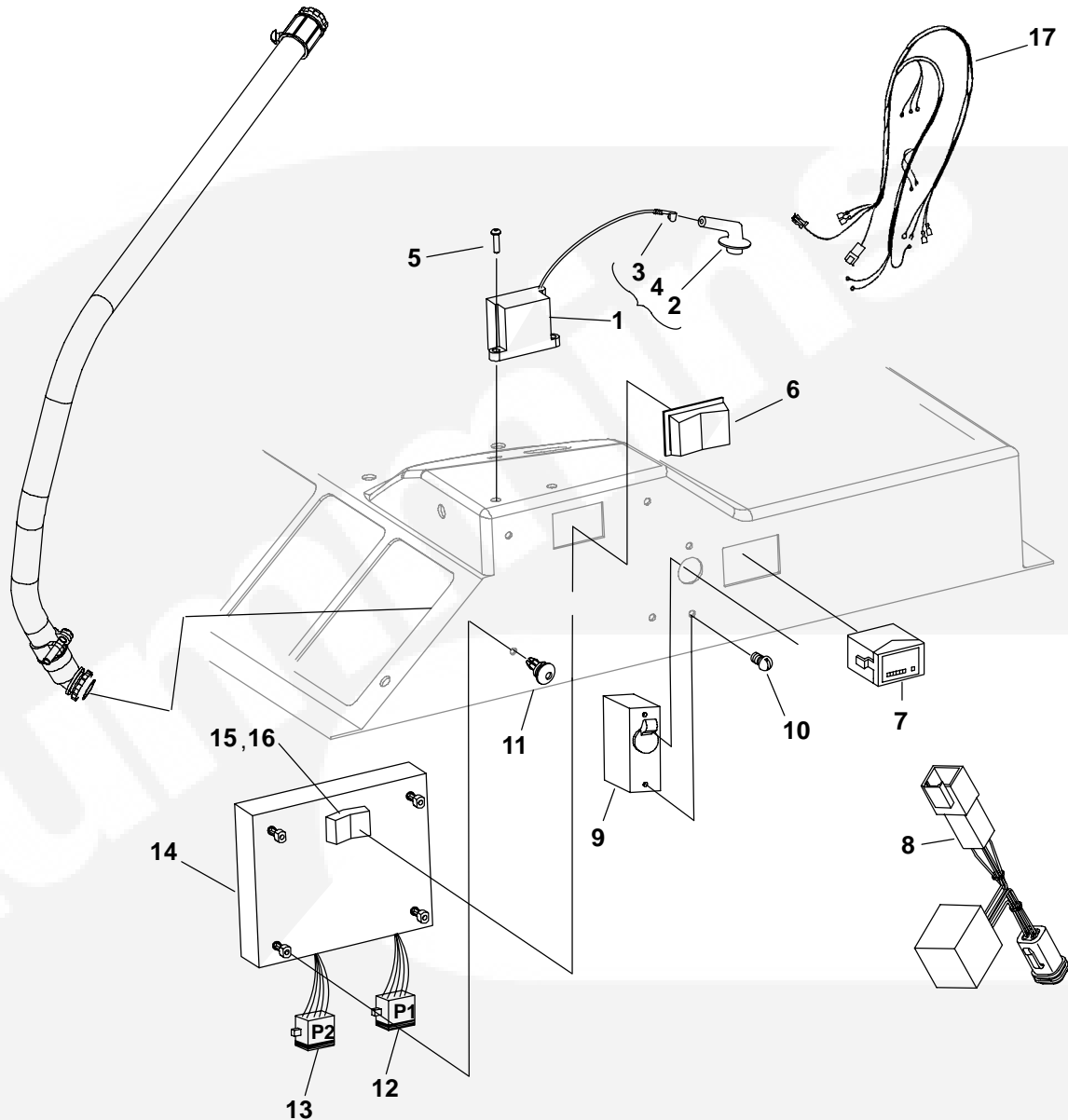
REF NO.	PART NO.	QTY USED	PART DESCRIPTION	REF NO.	PART NO.	QTY USED	PART DESCRIPTION
1	301-9860-02	1	Box, Control Spec A,B	14	356-0138-02	1	Capacitor (C1) Spec A, B
	319-1347-02	1	Spec C-F		300-4329	1	Spec C-F
2	870-0235	1	Nut, Self Locking (8-32)	15	812-0066	1	Screw, Round Head Machine (#6-32 x 3/4")
3	300-5299	1	PCB Assy (Includes PCB Harnesses, Switch Cover and Switch) (Spec C-F)	16	356-0070	1	Clamp
4	338-2743	1	Harness, PCB (P1)(Spec C-F)	17	860-0006	1	Nut, Hex (#6-32)
5	338-2742	1	Harness, PCB (P2)(Spec C-F)	18	823-1002-01	2	Screw, Pan Head Machine (M6 x 1 x 12mm)
6	308-0995	1	Switch, Rocker (Spec C-F)	19			Relay, Stop (12V)
7	308-0996	1	Cover, Rocker Switch (Spec C-F)		307-1886	1	K5
8	870-0488	4	Standoff, PCB (Spec C-F)		307-1886	1	K6 (Used on 1.7 And 2.0 KV) (3 Wire)
9	870-0487	4	Rivet, Standoff (Spec C-F)		307-2562	1	K3 Magneto Grounding
10			Breaker, Circuit (CB1)	20	812-0079	1	Screw, Round Head Machine (#8-32 x 1/2")
	320-1318	1	7.5A	21	526-0003	1	Washer, Flat
	320-1663-01	1	9.5A	22	321-0298	2	Fuse (F1, F2)
	320-1320	1	15A	23	321-0305	2	Holder, Fuse (Cap and Base)
	320-1713-01	1	2.3KV-FR/51844F	24	308-0768	1	Switch, Rocker (S1)
			2KV-FR/37544A	25	815-0549	2	Screw, Cross Recessed ET Phillips (#6-32 x 1/4")
	320-1663-02	1	2.0KV-FR/26119F	26	517-0135	1	Plug, Hole
			2.4KV-FR/33742F	27	319-1675-02	1	Plate, Circuit Breaker (Used with 320-1713-01 Spec 51844 Spec A-F)
	320-1322	1	25A	28	302-2032	1	Transformer Assy (100V Sets)
11	332-1571	1	Terminal, Tab Adapter (Used on 2.8 KV)				
12	823-0001-01	4	Screw, Socket Drive Pan Head (M3 x 6MM)				
13	307-2594	1	Relay, Start Disconnect (K2)				

## Control (KVD and KV Begin Spec G)



REF NO.	PART NO.	QTY USED	PART DESCRIPTION	REF NO.	PART NO.	QTY USED	PART DESCRIPTION
1	319-1347-02	1	Box, Control	10	815-0549	2	Screw, Cross Recessed ET Phillips (#6-32 x 1/4")
2	300-5299	1	PCB Assy (Includes PCB Harnesses, Switch Cover Label and Switch)	11	319-1675-02	1	Plate, Circuit Breaker (Used with 320-1713-01)
3	338-2742	1	Harness, PCB (P2) Obsolete	12	302-2032	1	Transformer Assy (100V Sets)
4	338-2743	1	Harness, PCB (P1)	13	815-0578	2	Screw, Pan Head Torx (M6 x 1 x 12mm)
5	308-0995	1	Switch, Rocker (S1)				
6	308-0996	1	Cover, Rocker Switch				
7	870-0488	4	Standoff, PCB				
8	870-0487	4	Rivet, Standoff				
9			Breaker, Circuit				
	320-1663-02	1	10 Amps 2.3KVFR33742 2KVFR26119				
	320-1713-01	1	10 Amps 2.3KVFR51844				
	320-1322	1	25 Amps 2.8KV FA26100,FR11351 FA11574 2.5KVFR11540				

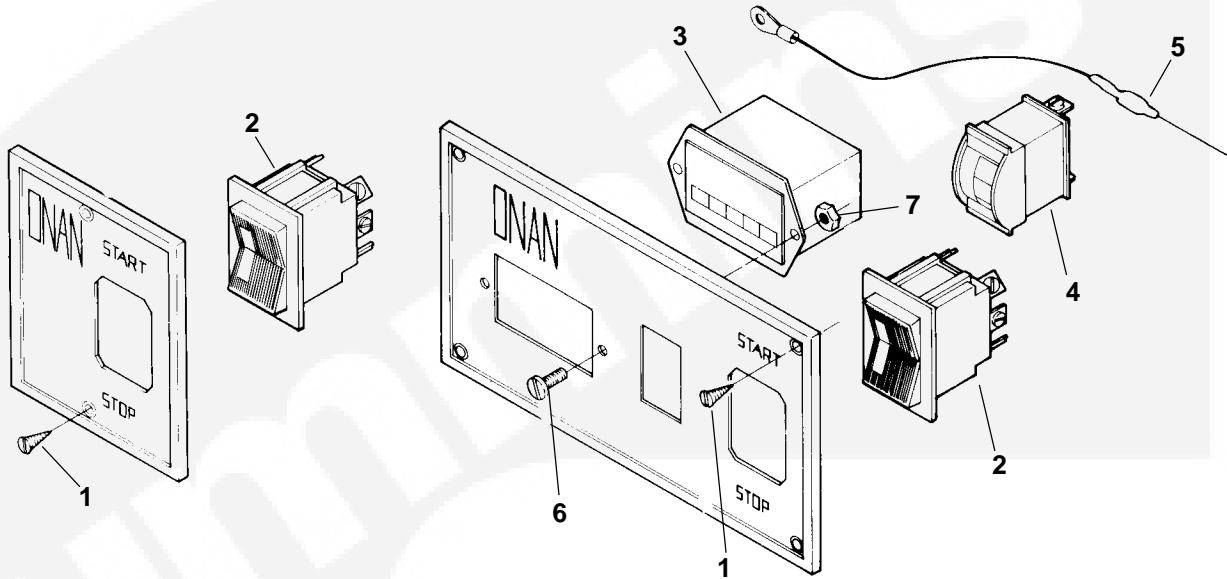
## Control KVC



REF NO.	PART NO.	QTY USED	PART DESCRIPTION	REF NO.	PART NO.	QTY USED	PART DESCRIPTION
1	166-0784-S0	1	Coil Assy, Ignition (Includes Lead, Boot and Terminal)	11	870-0487	4	Rivet, Standoff Recessed (#6-32 x 1/4")
2	167-0265	1	Boot, Spark Plug	12	338-2743	1	Harness, PCB (P1)
3	167-0267	1	Terminal, Spark Plug	13	338-2742	1	Harness, PCB (P2) Obsolete
4	166-0779	1	Coil, Ignition	14	300-5299	1	PCB, Control (Includes PCB Harnesses, Switch Cover and Switch)
5	823-0002-04	4	Screw, Pan Head Torx Thread Form (M4 x 0.7 x 12mm)	15	308-0995	1	Switch, Rocker
6	308-0949	1	Cover, Switch	16	308-0996	1	Cover, Rocker Switch
7	302-2002	1	Meter, Hour	17	338-3844	1	Harness, AC Output
8	302-2032	1	Transformer Assy (100V Units) (Reaches from Control PCB to Genset [J2] Harness)				
9	320-1322	1	Breaker, Circuit (25A)				
10	815-0549	2	Screw, Pan Head Cross				

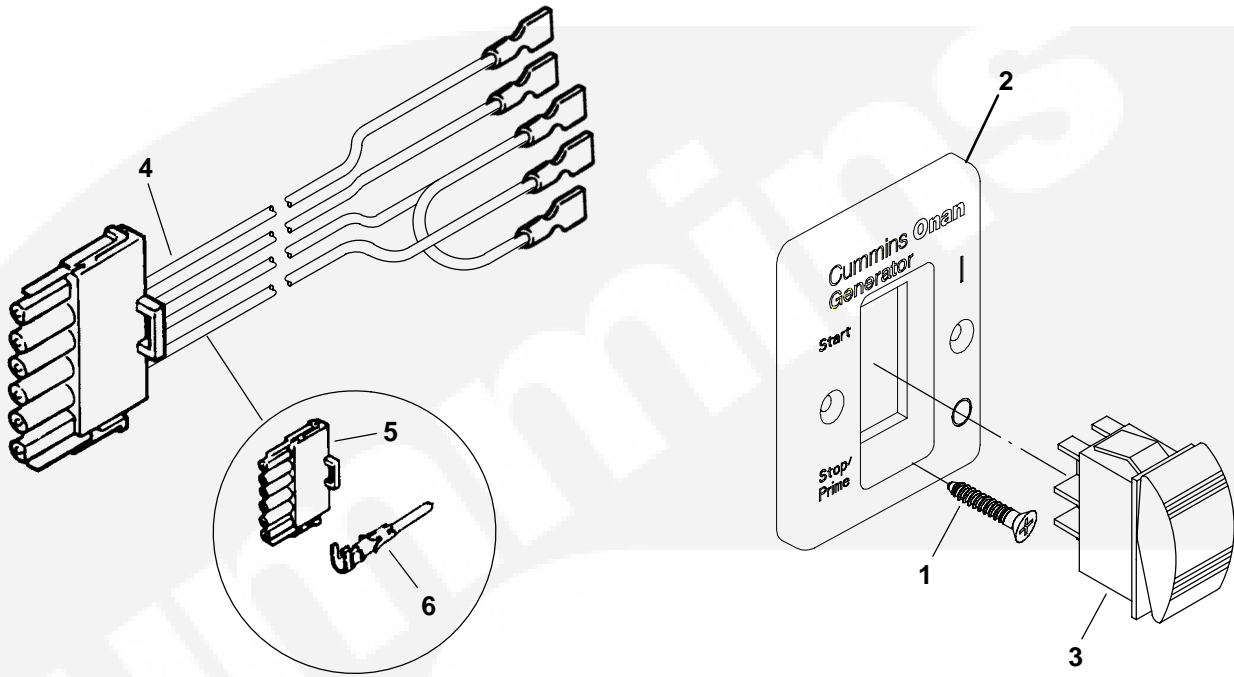
\* - Marked Items For Reference only Not For Sale

## Remote Panel (KV Spec A-E)



REF NO.	PART NO.	QTY USED	PART DESCRIPTION	REF NO.	PART NO.	QTY USED	PART DESCRIPTION
1			Screw, Oval Head Cross Recessed Wood (#5 x 1/2")	4	302-0888	1	Meter, Battery Condition (M1)
	815-0380	2	Standard Control	5	359-0034	1	Diode Obsolete
	815-0380	4	Deluxe Control	6	815-0385	2	Screw, Round Head Machine (#6-32 x 1/2")
2	308-0341	1	Switch, Rocker (S1)	7	860-0006	2	Nut, Hex Head (#6-32)
3	302-0885	1	Meter, Hour (M2)				

## Remote Switch Panel (KV Begin Spec F)

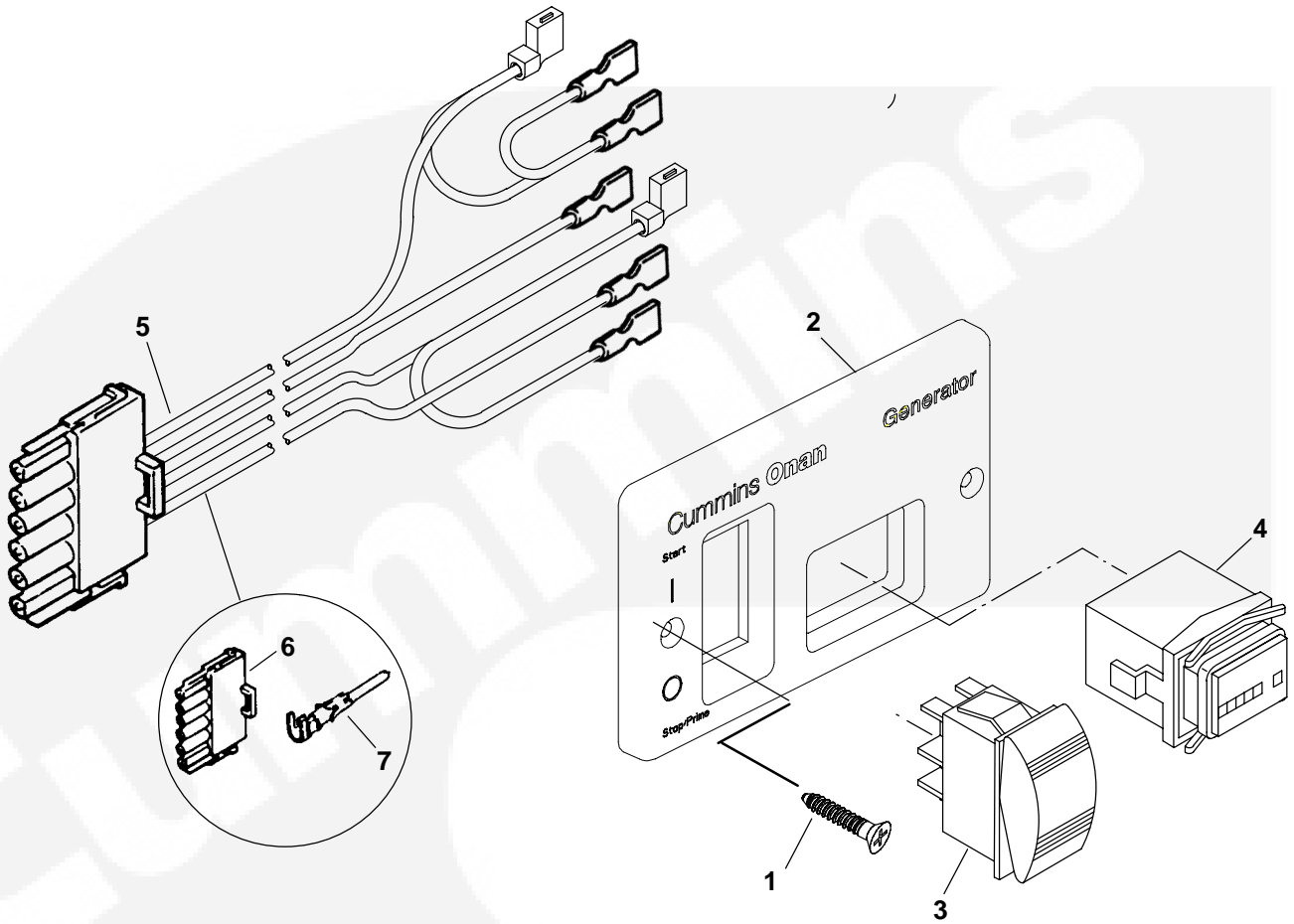


REF NO.	PART NO.	QTY USED	PART DESCRIPTION	REF NO.	PART NO.	QTY USED	PART DESCRIPTION
	300-4936	1	Kit, Remote Switch Panel	4	338-3510	1	Harness, Remote Panel (Includes Plug and Pins)
1	815-0910	2	Screw, Wood (#6 x 1")	5	323-1304	1	Plug, 6-Pin
2	319-6987-01	1	Panel, Printed	6	323-1199	4	Pin, Contact
3	308-1062	1	Switch, Rocker				



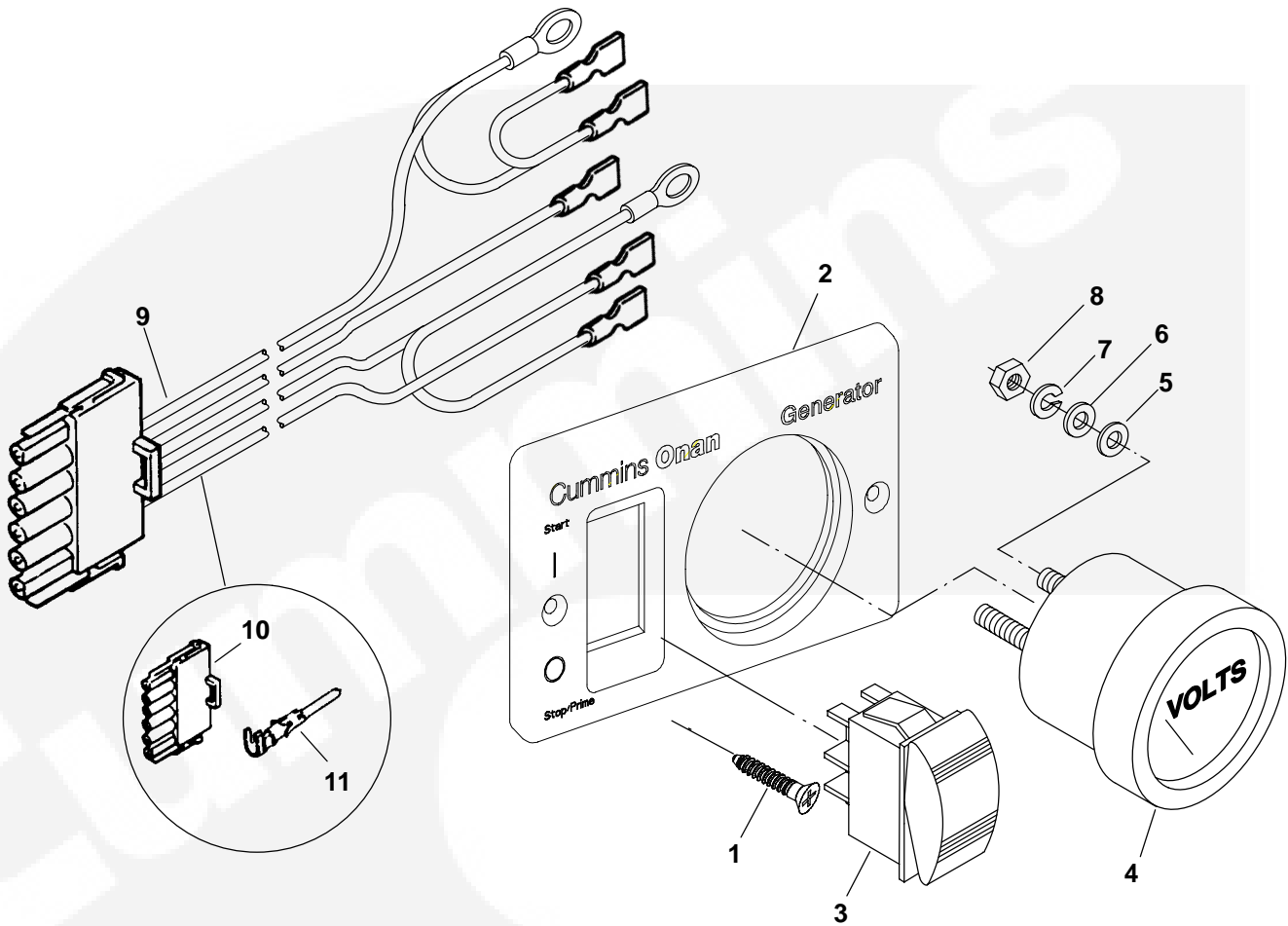


## Remote Switch/Hourmeter Panel



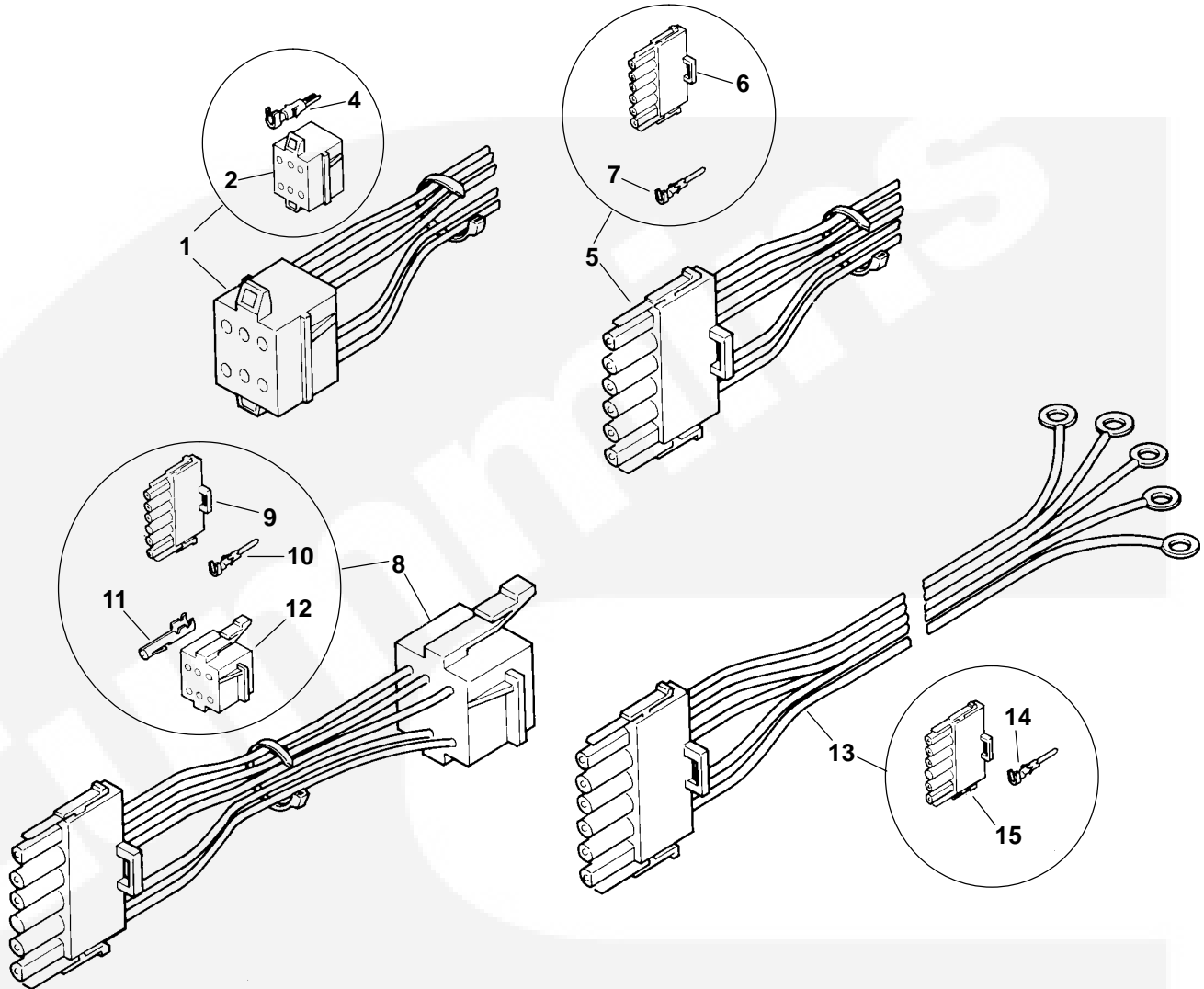
REF NO.	PART NO.	QTY USED	PART DESCRIPTION	REF NO.	PART NO.	QTY USED	PART DESCRIPTION
	300-4937	1	Kit, Remote Switch/Hourmeter Panel	4	302-2002	1	Hourmeter
1	815-0910	2	Screw, Wood (#6 x 1")	5	338-3466	1	Harness, Remote Panel (Includes Plug and Pins)
2	319-6988-03	1	Panel, Printed	6	323-1304	1	Plug, 6-Pin
3	308-1062	1	Switch, Rocker	7	323-1199	4	Pin, Contact

## Remote Switch/Voltmeter Panel



REF NO.	PART NO.	QTY USED	PART DESCRIPTION	REF NO.	PART NO.	QTY USED	PART DESCRIPTION
	300-4938	1	Kit, Remote Switch/Voltmeter Panel	7	850-0030	2	Washer, Lock (#10)
1	815-0910	2	Screw, Wood (#6 x 1")	8	871-0010	4	Nut, Hex Brass Machine (#10-32)
2	319-6989-02	1	Panel, Printed	9	338-3507	1	Harness, Remote Panel (Includes Plug and Pins)
3	308-1062	1	Switch, Rocker	10	323-1304	1	Plug, 6-Pin
4	302-1641	1	Voltmeter	11	323-1199	4	Pin, Contact
5	526-0409	2	Washer, Nylon Flat (#10)				
6	526-0049	4	Washer, Brass Flat (#10)				

## Remote Wiring Harness (KV Spec A-E)

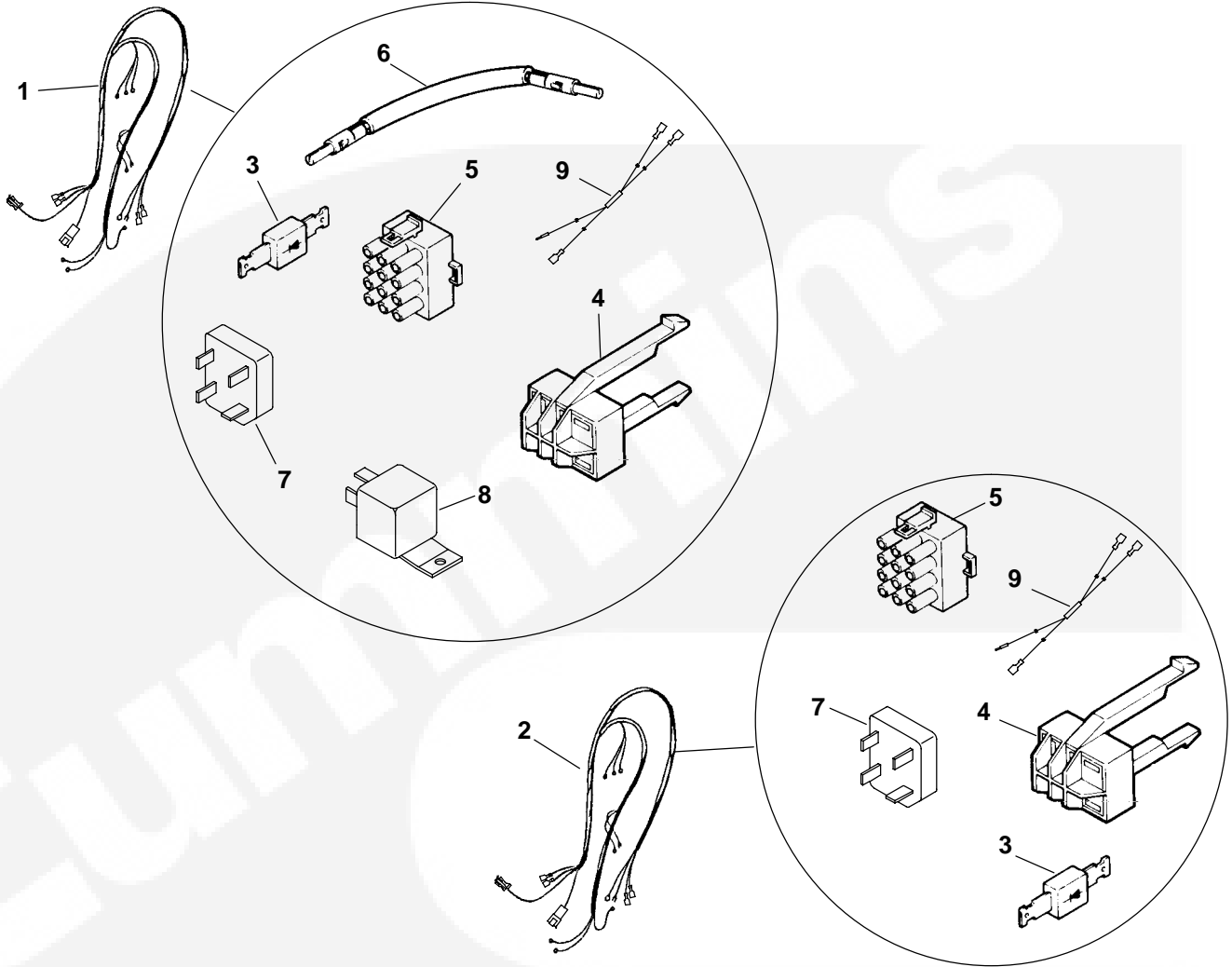


REF NO.	PART NO.	QTY USED	PART DESCRIPTION
1	338-1082	1	Harness, 6" Wiring (Includes Parts Marked *)
2	323-0500	5	*Pin, Contact
3	332-0942	1	+*Tie, Cable
4	323-0400	1	*Housing, Connector (6 Place)
5	338-2046	1	Harness, 6" Wiring (Includes Parts Marked +)
6	323-1304	1	+Housing, Connector (6 Place)
7	323-1199	5	+Pin, Contact
8	338-2137	1	Harness, 6" Wiring (Includes Parts Marked ~)
9	323-1304	1	~Housing, Connector (6 Place)
10	323-1199	5	~Pin, Contact
11	323-0488	5	~Socket, Connector

REF NO.	PART NO.	QTY USED	PART DESCRIPTION
12	323-0440	1	~Housing, Connector (6 Place)
13			Harness, Wiring (Includes Parts Marked &)
	338-2260-01	1	Ten Foot
	338-2260-02	1	Thirty Foot
14	323-1199	5	&Pin, Contact
15	323-1304	1	&Housing, Connector (6 Place) (J2)

\* - Parts Included in 338-1082 Wiring Harness.  
 + - Parts Included in 338-2046 Wiring Harness.  
 ~ - Parts Included in 338-2137 Wiring Harness.  
 & - Parts Included in 338-2260-01 & -02 Wiring Harness.

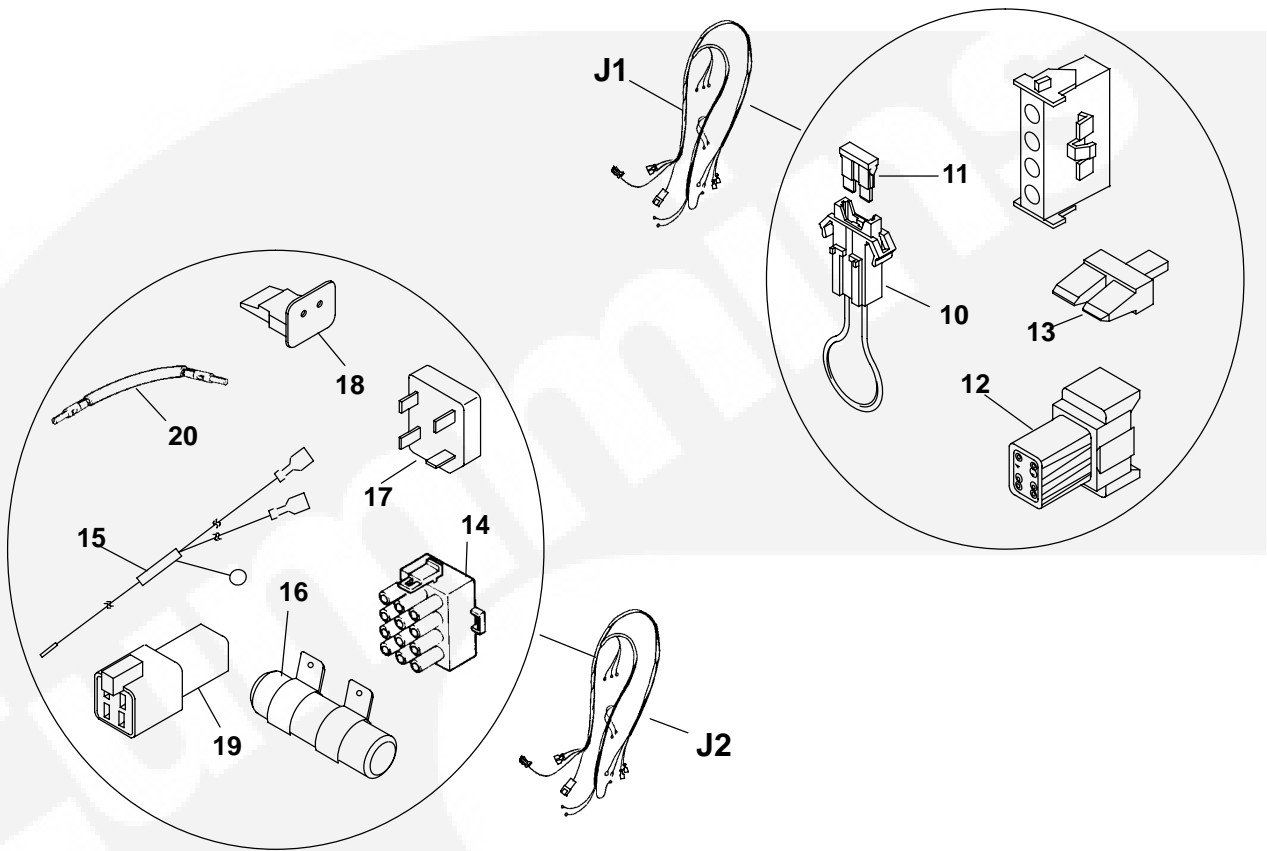
## Generator Harness (KV Spec A, B)



REF NO.	PART NO.	QTY USED	PART DESCRIPTION	REF NO.	PART NO.	QTY USED	PART DESCRIPTION
1			Harness, Generator Gasoline Sets (Includes Parts Marked *)	304-0805-01		1	Spec 29236
	338-2441-01	1	Spec 29236	7	307-1886	1	+*Relay (LP=K3) (Gasoline=K5)
	338-2441-02	1	Spec 33742, 37544A	8	307-2562	1	*Relay (Gasoline=K3)
	338-2615-02	1	Spec 37544B	9			Harness, Wiring Z1 (DC)
	338-2210	1	Spec 26100	338-2614	1	+	LP Units Z2 (DC) Obsolete
2			LP Sets (Includes Parts Marked +)	338-2208	1	*	Gasoline Units
	338-2731	1	Spec 26119	338-2613	1	+	LP Units Obsolete
	338-2591	1	Spec 26120	338-2618	1	*	Z3 (Spec 37544B Only) Z4
3	357-0030	2	+*Rectifier, Silicon (CR1, CR2)	338-2440	1	+*	Spec 29236, 33742, 37544A, 26119 Obsolete
4	323-1443	1	+*Socket, Relay (8 Pin) (K2) Obsolete	338-2617	1	*	Spec 37544B
5	323-1314	1	+*Plug, Connector (12 Pin) (P1)				
6			*Resistor, Fixed (P1-4 to P1-5) (Includes Sleeving & Sockets)				

\* - Parts Included in Gasoline Generator Harness.  
+ - Parts Included in LP Generator Harness.

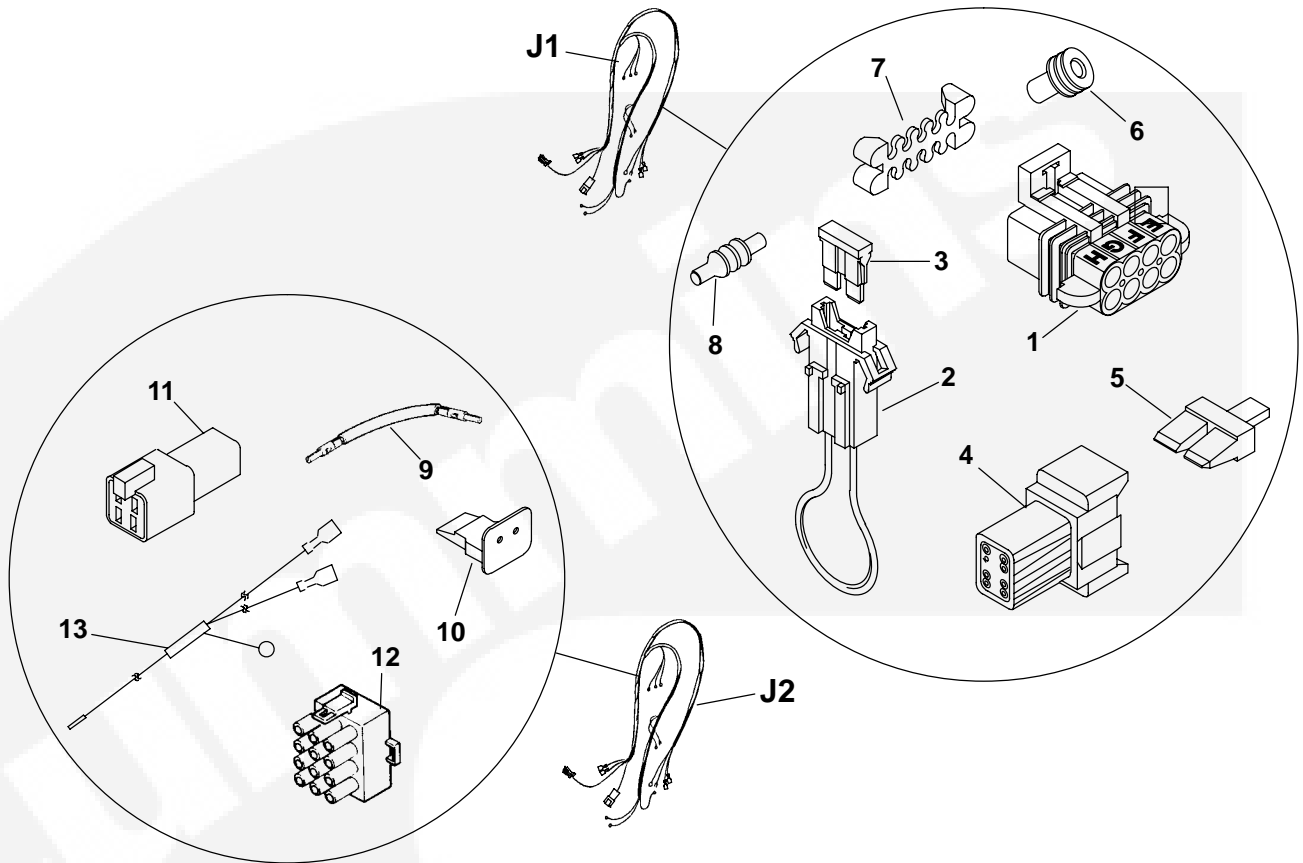
## Generator Harness (KV Spec C-E)



REF NO.	PART NO.	QTY USED	PART DESCRIPTION	REF NO.	PART NO.	QTY USED	PART DESCRIPTION
			Harness, Generator	338-2740		1	Z1
			J1 (Includes Parts Marked *)				Z4
338-2741		1	Spec 11351, 26100, 26119, 26120, 33742, 2089A	338-2763		1	Spec 26119, 33742
338-2771		1	Spec 51844 J2 (Includes Parts Marked +)	338-2773		1	Spec 51844
338-2739		1	Spec 26100, 26120	16	304-0821	1	+Resistor (R1)
338-3263		1	Spec 11351	17	305-0935	1	+Rectifier, Bridge (CR1)
338-2762		1	Spec 26119, 33742	18	323-1547	1	+Wedge, Receptacle (J2)(4 Pin)
338-2772		1	Spec 51844	19	323-1549	1	+Socket, Receptacle (J2)
10	321-0312-S1	1	*Fuse Assy, 5A (F1) (Includes Fuse)	20			+Resistor, Fixed (P3-1 P3-5) (Includes Slewing & Sockets)
11	321-0307-03	1	*Fuse, 5A (F1)	304-0805-02	1		Spec 51844 (J4-4 to J4-5) Spec 26199, 33742 (P3-4 to P3-5)
12	323-1542	1	*Receptacle (8 Pin) (J1)	304-0805-04	1		Spec 11351 (P3-1, P3-5)
13	323-1544	1	*Wedge, Receptacle (8 Pin) (J1)				
14	323-1314	1	*Plug, Connector (12 Pin) (P3)				
15			+Harness, DC				

\* - Parts Included in (J1) Generator Harness.  
+ - Parts Included in (J2) Generator Harness.

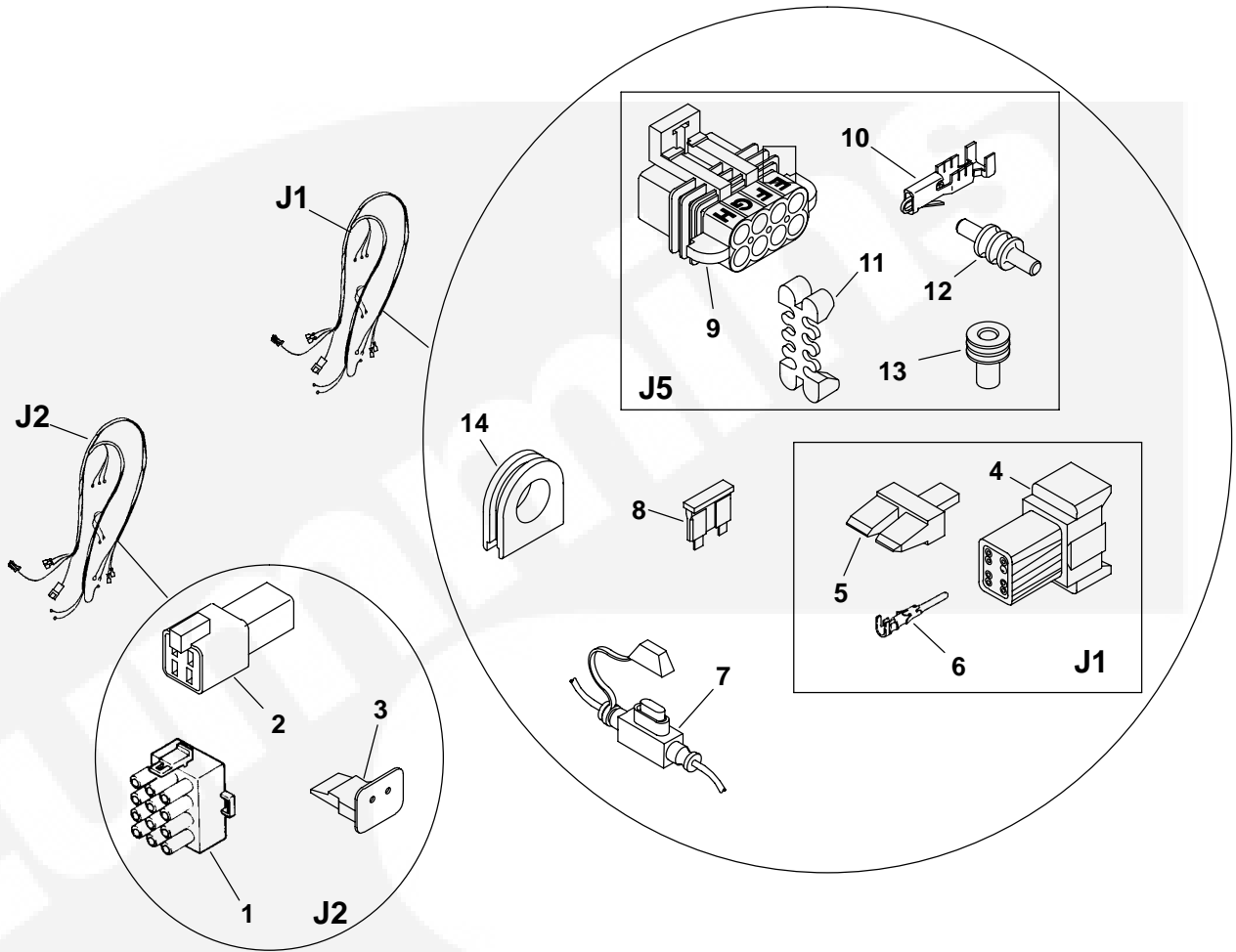
## Generator Harness (KV Begin Spec F)



REF NO.	PART NO.	QTY USED	PART DESCRIPTION	REF NO.	PART NO.	QTY USED	PART DESCRIPTION
			Harness, Generator	5	323-1544	1	*Wedge, Receptacle (8 Pin) (J1)
			J1 (Includes Parts Marked *)	6	323-1708	4	*Seal, Cable (J5)
388-3628		1	Spec 11351, 11540, 26100, 26119, 26120, 33742	7	323-1741	1	*Housing, Lock (J5)
338-3528		1	Spec 51844 Obsolete	8	323-1712	6	*Plug, Cavity (J5)
338-3672		1	Spec 11574 Obsolete	9	304-0805-05	1	+Resistor (R1) Spec 11351, 11540 (P3-1, P3-5)
			J2 (Includes Parts Marked +)				Spec 51844, 26119, 33742 (P3-4, P3-5)
338-3607		1	Spec 51844	10	323-1547	1	+Wedge, Receptacle (4 Pin) (J2)
338-3549		1	Spec 11351, 11540	11	323-1549	1	+Socket, Receptacle (J2)
338-3574		1	Spec 26119, 33742	12	323-1314	1	+Plug, Connector (12 Pin) (P3)
338-3550		1	Spec 11574, 26100, 26120	13		1	+Harness, DC
338-4320		1	Begin Spec L		338-2740	1	Z1
1	323-1743	1	*Connector, Plug (8 Pin) (J5)		338-2773	1	Z4 (Spec 51844 Only)
2	321-0312-S1	1	*Fuse Assy, 5A (F1) (Includes Fuse)				
3	321-0307-03	1	*Fuse, 5A (F1)				
4	323-1542	1	*Receptacle (8 Pin) (J1)				

\* - Parts Included in (J1) Generator Harness.  
+ - Parts Included in (J2) Generator Harness.

# Generator Harness KVC

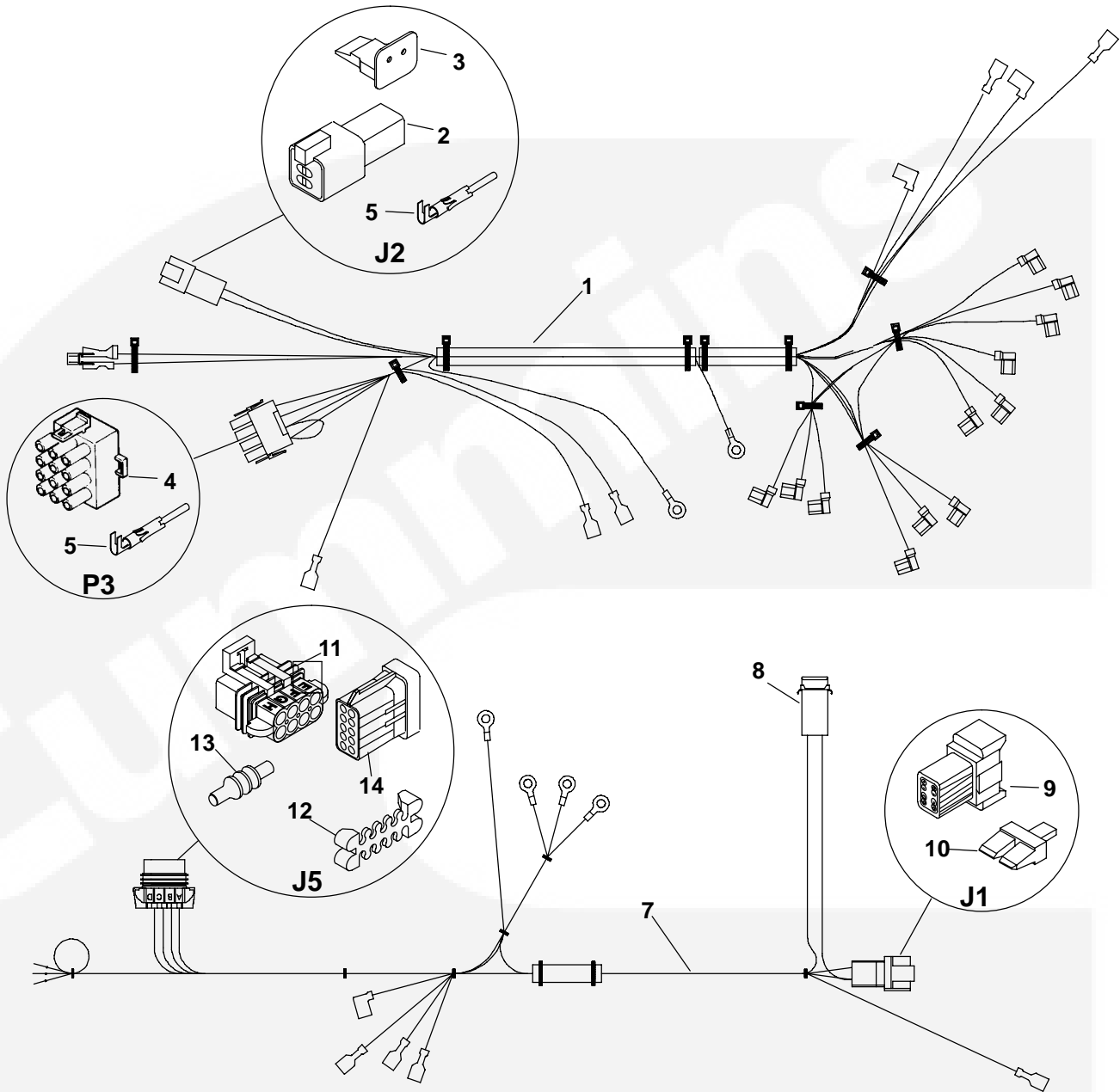


REF NO.	PART NO.	QTY USED	PART DESCRIPTION	REF NO.	PART NO.	QTY USED	PART DESCRIPTION
	338-3842	1	Harness, Generator J1 (Includes Parts Marked +) J2 (Includes Parts Marked *)	9	323-1743	1	+Connector, Plug (J5) ( Pin)
	338-3843	1	120V Units	10	323-1709	4	+Terminal, Socket (J5)
	338-3846	1	100V Units	11	323-1741	1	+Housing, Lock (J5)
1	323-1314	1	*Plug, Connector (P3) (12 Pin)	12	323-1712	4	+Plug, Cavity (J5)
2	323-1549	1	*Socket, Receptacle (J2)	13	323-1708	4	+Seal, Cable (J5)
3	323-1547	1	*Wedge, Receptacle (J2) (4 Pin)	14	508-0095	1	+Grommet
4	323-1542	1	+Receptacle (J1) (8 Pin)				
5	323-1544	1	+Wedge, Receptacle (J1) (8 Pin)				
6	323-1491	8	+Terminal, Pin (J1)				
7	321-0325	1	+Holder, Fuse (F1)				
8	321-0307-03	1	+Fuse (5A) (F1)				

+ - Parts Included in (J1) Genset Harness.  
\* - Parts Included in (J2) Genset Harness.

\* - Parts Included in 338-2428 Wiring Harness

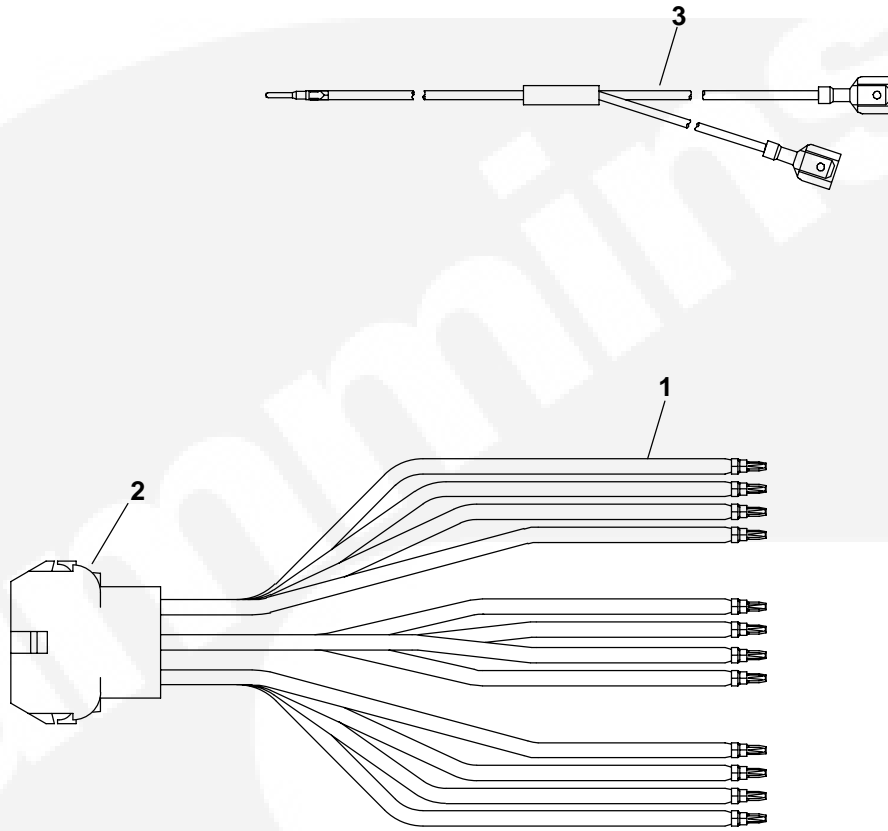
## Generator Harness KVD



REF NO.	PART NO.	QTY USED	PART DESCRIPTION	REF NO.	PART NO.	QTY USED	PART DESCRIPTION
1		1	Harness, Generator (Included with Harness*)	8	321-0312-S1	1	+Fuse Assy, (5Amp)(F1)
	338-4070	1	Spec A	9	323-1542	1	+Receptacle (8 Pin)
	338-4381	1	Begin Spec B	10	323-1544	1	+Wedge, Receptacle (8 Pin)
2	323-1549	1	*Socket, Receptacle	11	323-1743	1	+Connector, Plug (8 Pin)(J5)
3	323-1547	1	*Wedge, Receptacle (4 Pin)	12	323-1741	1	+Housing, Lock
4	323-1314	1	*Plug, Connector (12 Pin)	13	323-1712	1	+Plug, Cavity
5	323-1491	AR	*Terminal, Pin	14	323-1709	1	+Terminal, Socket
6	332-2571	AR	*Terminal, Receptacle (25 x 90)				
7			Harness, Generator-AC				
	338-3628	1	Spec A				
	338-4320	1	3729A and Begin Spec B				



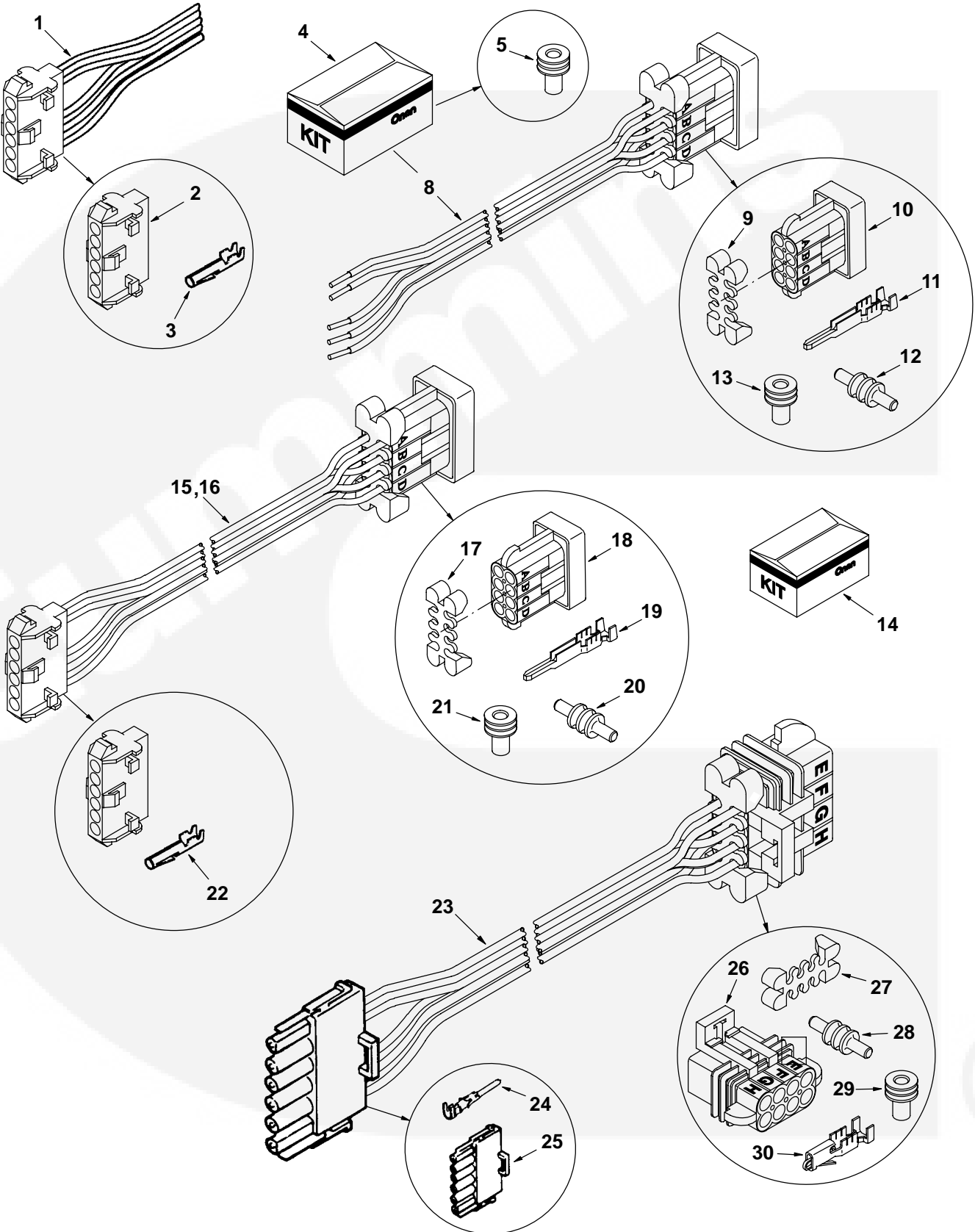
# PCB Harness



REF NO.	PART NO.	QTY USED	PART DESCRIPTION	REF NO.	PART NO.	QTY USED	PART DESCRIPTION
1	323-1315	1	Cap, Connector (12 PI)	3	338-3843	1	Harness, Wiring (Z1)(Includes Parts Marked #)(KVC)
2	323-1199	2	Pin, Contact				



# Remote Wiring Harness (KVC, KVD and KV Begin Spec F)



## Remote Wiring Harness (KVC, KVD and KV Begin Spec F)

REF NO.	PART NO.	QTY USED	PART DESCRIPTION	REF NO.	PART NO.	QTY USED	PART DESCRIPTION
1	338-3572	1	Harness, Adapter (Pigtail at Control Panel) (Includes Parts Marked *) (Use With Gasoline and LP Kits 300-4936, 300-4937, & 300-4938)	338-3489-02	1	30 Feet	
2	323-1342	1	*Housing, Terminal	17	323-1741	1	<@ Lock, Housing (8 Pin)
3	323-1200	5	*Socket, Contact	18	323-1744	1	<@ Connector, Receptacle (8 Pin)
4	305-0979	1	Kit, Remote Adapter (Pigtail at Genset End) (Includes Parts Marked ^)	19	323-1707	5	@ Pin, Terminal
5	323-1708	2	^Seal, Cable	20	323-1712	3	<@ Plug, Cavity
6	332-3582	5	^Splice, Thermal (Not Shown)	21	323-1708	5	<@ Seal, Cable
7	C-571	1	^Sheet, Instruction (Not Shown)	22	323-1200	5	<@ Socket, Contact
8	300-4946	1	^Harness, Remote (Includes Parts Marked #)	23	338-3514	1	Harness, Adaptor (6 Inches) (For Sets Prior to Spec F) (Include Parts Marked ~)
9	323-1741		#Lock, Housing (8 Pin)	24	323-1199	5	~ Pin, Contact
10	323-1744	1	#Connector, Receptacle (8 Pin)	25	323-1304	1	~ Housing, Connector (6 Place)
11	323-1707	5	#Pin, Terminal	26	323-1743	1	~ Connector, Plug (8 Pin)
12	323-1712	3	#Plug, Cavity	27	323-1741	1	~ Lock, Housing (8 Pin)
13	323-1708	5	#Seal, Cable	28	323-1712	3	~ Plug, Cavity
14	0305-0980	1	Kit, Remote Adapter (Lead Assemblies)	29	323-1708	5	~ Seal, Cable
15	338-3513	1	Harness, Adaptor (6 Inches) (New Set to Old Panel) (Includes Parts Marked @)	30	323-1709	5	~ Socket, Terminal
16			Harness, Remote (Includes Parts Marked <)				
	338-3489-01	1	10 Feet				

\* - Parts Included in 338-3572 Adapter Harness.  
^ - Parts Included in 305-0979 Remote Adapter Kit.  
# - Parts Included in 300-4946 Remote Harness.  
@ - Parts Included in 338-3513 Adapter Harness.  
< - Parts Included in 338-3489-01 & -02 Remote Harness.  
~ - Parts Included in 338-3514 Adapter Harness.



## Labels and Paint

REF NO.	PART NO.	QTY USED	PART DESCRIPTION	REF NO.	PART NO.	QTY USED	PART DESCRIPTION
98-8718		1	Label, Logo	98-6569-03		1	2500
98-8764		1	Label, Logo				<b>KVD</b>
98-5759		2	Label, Warning (Hazardous Voltage) (KV, KVD)	98-8816		1	Label, Listed (White, KVD 2.5 and 2.8)
			Label, Rating (Amp) (KV)	98-7997-01		1	Label, Logo (2500)
98-5820		1	Label, Warning (Noxious Fumes) (KV)	98-7997-02		1	Label, Logo (2800)
			Label, Barcode (KVC and KVD)	98-7997-03		1	Label, Logo (2000)
98-5926		1	Label, Amp Rating (KV)	98-7997-04		1	Label, Logo (2300)
			25A (KVD 2.0 and 2.3)	98-6388-02		1	Label, Phone Info
98-5976-03		1	9.5A	98-8052		1	Label, Warning (Substances)
98-5976-04		1	10A (Begin Spec F and KVD 2.0 and 2.3)	98-7494-01		1	Label, Listed (KVD)
98-5976-06		1	Label, Amp Rating (25 Amp) (KVD)	98-7639		1	Label, Warning (Install, Hazardous Volt/Exhaust Gasoline)(KVC)
98-5976-03		1	*Label, Warning (Substances)	98-7927		1	Label, Warning (Install)(KVD)
98-6074-02		1	Label, Air Filter (All Units)	525-0305		AR	Paint, Green Enamel (13 oz. Pressurized Spray Can)
98-6308		1	Label, AC Notice (2.8) (KV) (Gasoline)	518-0452		AR	Sealant, Thread (50 cc Bottle)
98-6313		1	Label, Control (KVD)	98-6569-06		1	LP
98-6448		1	*Label, Ground (All Units)	98-6569-07		1	Gasoline
543-0018-02		1	2000				
98-6569-01		1	2800				
98-6569-04		1	2300				
98-6569-05		1	2800				
98-6569-05		1	<b>KV</b>				
			LP				
98-6569-02		1	2000				

\* - Parts Sold in Kit Only



## Numerical Index

<u>Part No.</u>	<u>Page</u>	<u>Part No.</u>	<u>Page</u>	<u>Part No.</u>	<u>Page</u>	<u>Part No.</u>	<u>Page</u>
098-5759, <b>67</b>		140-2144, <b>48</b>		150-2396, <b>12</b>		155-2771, <b>35</b>	
098-5820, <b>67</b>		140-2978, <b>17, 20, 22</b>		150-2448, <b>12</b>		155-2772, <b>35</b>	
098-5926, <b>67</b>		140-2979, <b>17, 20, 22</b>		150-2449-02, <b>12</b>		155-2953, <b>31, 32, 33, 34</b>	
098-5976-03, <b>67</b>		140-2980, <b>17, 20, 22</b>		150-2450-02, <b>12</b>		155-3312, <b>33</b>	
098-5976-04, <b>67</b>		140-2981, <b>17, 20, 22</b>		150-2514, <b>12</b>		155-3313, <b>33</b>	
098-5976-06, <b>67</b>		145-0589, <b>17, 20, 21, 22</b>		151-0700, <b>12</b>		155-3314, <b>33</b>	
098-6074-02, <b>67</b>		146-0540, <b>18</b>		153-0554, <b>13</b>		155-3315, <b>33</b>	
098-6308, <b>67</b>		146-0569, <b>18</b>		153-0595, <b>13</b>		155-3343-01, <b>33</b>	
098-6313, <b>67</b>		146-0705, <b>17</b>		153-0596, <b>13</b>		155-3343-02, <b>33</b>	
098-6388-02, <b>67</b>		146-0721, <b>20</b>		153-0598, <b>13</b>		155-3435-01, <b>32</b>	
098-6448, <b>67</b>		146-0753, <b>20</b>		153-0599, <b>13</b>		155-3435-02, <b>32</b>	
098-6569-01, <b>67</b>		146-0760, <b>20</b>		153-0600, <b>13</b>		155-3436-01, <b>31, 32</b>	
098-6569-02, <b>67</b>		146-0770, <b>20</b>		153-0602, <b>13</b>		155-3436-02, <b>31, 32</b>	
098-6569-03, <b>67</b>		146-0801, <b>20</b>		153-0604, <b>13</b>		155-3541, <b>41</b>	
098-6569-04, <b>67</b>		146-0840, <b>20, 22</b>		153-0605-02, <b>13</b>		155-3557-02, <b>34</b>	
098-6569-05, <b>67</b>		146-0841, <b>22</b>		153-0609, <b>13</b>		155-3562, <b>34</b>	
098-6569-06, <b>67</b>		146-0861, <b>21</b>		153-0610, <b>13</b>		160-1358-S0, <b>47</b>	
098-6569-07, <b>67</b>		148-0932-02, <b>20</b>		153-0611, <b>13</b>		166-0779, <b>53</b>	
098-7494-01, <b>67</b>		148-0963, <b>20</b>		153-0640, <b>14, 15</b>		166-0784-S0, <b>36, 37, 53</b>	
098-7639, <b>67</b>		148-1012, <b>20</b>		153-0645, <b>14</b>		166-0816-S0, <b>50</b>	
098-7927, <b>67</b>		148-1124-02, <b>20</b>		153-0647-02, <b>14</b>		167-0263-02, <b>10</b>	
098-7997-01, <b>67</b>		148-1125, <b>20</b>		153-0651-02, <b>14, 15</b>		167-0265, <b>36, 37, 53</b>	
098-7997-02, <b>67</b>		148-1261-02, <b>22</b>		153-0659, <b>14, 15</b>		167-0267, <b>36, 37, 53</b>	
098-7997-03, <b>67</b>		148-1267-02, <b>22</b>		153-0691-02, <b>15</b>		167-1636, <b>25, 27</b>	
098-7997-04, <b>67</b>		148-1284, <b>22</b>		153-0692-02, <b>15</b>		185-2366, <b>12</b>	
098-8052, <b>67</b>		149-2120, <b>25</b>		153-0693, <b>15</b>		185-2731, <b>9</b>	
098-8718, <b>67</b>		149-2137, <b>16</b>		154-2746, <b>34</b>		185-2914, <b>9</b>	
098-8764, <b>67</b>		149-2140, <b>25</b>		154-3214, <b>21</b>		185-3077, <b>11</b>	
100-4050, <b>7, 21</b>		149-2300, <b>25</b>		155-1239, <b>35</b>		185-3078, <b>11</b>	
102-1367, <b>11</b>		149-2327, <b>25</b>		155-1256, <b>33, 34, 35</b>		185-3085, <b>8</b>	
123-2044, <b>10</b>		149-2331-03, <b>29</b>		155-2174, <b>35</b>		185-3088, <b>8</b>	
123-2129, <b>10, 22</b>		149-2524, <b>27</b>		155-2233-02, <b>31</b>		185-3175, <b>7</b>	
134-4531, <b>50</b>		149-2615, <b>25</b>		155-2301-02, <b>31</b>		185-3245, <b>18</b>	
134-4635, <b>48</b>		149-2633, <b>16, 17</b>		155-2322, <b>35</b>		185-3365, <b>8</b>	
134-4636-01, <b>10</b>		149-2636, <b>16</b>		155-2323, <b>35</b>		185-3366, <b>8</b>	
134-4637, <b>47</b>		150-2286, <b>12</b>		155-2324, <b>35</b>		185-3367, <b>8</b>	
134-4647-S1, <b>48</b>		150-2302, <b>9</b>		155-2325, <b>35</b>		185-3368, <b>8</b>	
134-4648, <b>48</b>		150-2305, <b>9</b>		155-2425, <b>35</b>		185-3369, <b>8</b>	
140-2105, <b>48</b>		150-2394, <b>12</b>		155-2449, <b>30</b>		185-3370, <b>8</b>	
140-2137, <b>48</b>		150-2395, <b>12</b>		155-2665, <b>35</b>		185-3371, <b>8</b>	

## Numerical Index

<u>Part No.</u>	<u>Page</u>	<u>Part No.</u>	<u>Page</u>	<u>Part No.</u>	<u>Page</u>	<u>Part No.</u>	<u>Page</u>
185-3389,	<b>9</b>	185-5116,	<b>8</b>	185-5173,	<b>18</b>	201-3606-03,	<b>50</b>
185-3392,	<b>9</b>	185-5117,	<b>8</b>	185-5174,	<b>18</b>	201-3606-S1,	<b>50</b>
185-3393,	<b>9</b>	185-5118,	<b>8</b>	185-5175,	<b>18</b>	205-0206,	<b>50</b>
185-3394,	<b>9</b>	185-5119,	<b>11</b>	185-5176,	<b>18</b>	205-0206-S0,	<b>50</b>
185-3395,	<b>9</b>	185-5120,	<b>11</b>	185-5177,	<b>18</b>	211-0450,	<b>47</b>
185-3396,	<b>9</b>	185-5121,	<b>11</b>	185-5178,	<b>18</b>	211-0486,	<b>47</b>
185-3397,	<b>9</b>	185-5122,	<b>11</b>	185-5179,	<b>18</b>	211-0527,	<b>47</b>
185-3398,	<b>9</b>	185-5123,	<b>11</b>	185-5180,	<b>18</b>	212-1276-03,	<b>47</b>
185-3399,	<b>9</b>	185-5124,	<b>11</b>	185-5181,	<b>18</b>	212-1285-S0,	<b>47</b>
185-3416,	<b>8</b>	185-5125,	<b>11</b>	185-5182,	<b>18</b>	214-0103,	<b>47</b>
150-2275,	<b>9</b>	185-5126,	<b>11</b>	185-5183,	<b>18</b>	220-4125-03,	<b>50</b>
185-3674,	<b>9</b>	185-5127,	<b>17, 20</b>	185-5184,	<b>18</b>	220-4125-04,	<b>50</b>
185-3675,	<b>9</b>	185-5128,	<b>17</b>	185-5185,	<b>18</b>	220-4125-06,	<b>50</b>
185-3730,	<b>7, 10</b>	185-5129,	<b>17, 20, 22</b>	185-5186,	<b>18</b>	220-4125-07,	<b>50</b>
185-3761,	<b>8</b>	185-5134,	<b>17, 20</b>	185-5193,	<b>7</b>	220-4125-08,	<b>50</b>
185-4498,	<b>12</b>	185-5135,	<b>17, 22</b>	185-5194,	<b>7</b>	220-4125-S1,	<b>50</b>
185-4499,	<b>12</b>	185-5136,	<b>17</b>	185-5195,	<b>7</b>	220-4125-S7,	<b>50</b>
185-4547,	<b>8</b>	185-5137,	<b>17, 22</b>	185-5196,	<b>7</b>	220-4144-02,	<b>50</b>
185-4551,	<b>9</b>	185-5138,	<b>17, 22</b>	185-5198,	<b>7</b>	220-4595-01,	<b>50</b>
185-4558,	<b>18</b>	185-5139,	<b>17</b>	185-5199,	<b>7</b>	220-4595-02,	<b>50</b>
185-4563,	<b>18</b>	185-5145,	<b>12</b>	185-5200,	<b>7</b>	232-3278,	<b>47</b>
185-5095,	<b>7</b>	185-5148,	<b>12</b>	185-5201,	<b>7</b>	232-3311,	<b>50</b>
185-5096,	<b>7</b>	185-5149,	<b>12</b>	185-5202,	<b>7</b>	232-3312,	<b>50</b>
185-5097,	<b>7</b>	185-5150,	<b>12</b>	185-5203,	<b>7</b>	232-3720,	<b>14, 15</b>
185-5098,	<b>31, 32, 33, 34</b>	185-5151,	<b>12</b>	185-5204,	<b>7</b>	232-4008,	<b>47</b>
185-5099,	<b>7</b>	185-5152,	<b>12</b>	185-5205,	<b>7</b>	300-4329,	<b>25, 27, 29, 51</b>
185-5100,	<b>9</b>	185-5156,	<b>10</b>	185-5313,	<b>7</b>	300-4936,	<b>55</b>
185-5101,	<b>9</b>	185-5157,	<b>10</b>	185-5314,	<b>18</b>	300-4937,	<b>56</b>
185-5102,	<b>9</b>	185-5158,	<b>10</b>	185-6373,	<b>9</b>	300-4938,	<b>57</b>
185-5103,	<b>9</b>	185-5159,	<b>10</b>	185-6374,	<b>9</b>	300-4946,	<b>66</b>
185-5104,	<b>9</b>	185-5160,	<b>10</b>	185-6375,	<b>9</b>	300-5299,	<b>51, 52, 53</b>
185-5105,	<b>9</b>	185-5163,	<b>18</b>	185-6677,	<b>12</b>	301-9860-02,	<b>51</b>
185-5106,	<b>9</b>	185-5164,	<b>18</b>	185-6955,	<b>12</b>	302-0885,	<b>54</b>
185-5109,	<b>8</b>	185-5165,	<b>18</b>	185-6957,	<b>12</b>	302-0888,	<b>54</b>
185-5110,	<b>8</b>	185-5166,	<b>18</b>	185-7090,	<b>12</b>	302-1641,	<b>57</b>
185-5111,	<b>8</b>	185-5167,	<b>18</b>	185-7091,	<b>8</b>	302-2002,	<b>53, 56</b>
185-5112,	<b>8</b>	185-5168,	<b>18</b>	185-7221,	<b>12</b>	302-2032,	<b>51, 52, 53</b>
185-5113,	<b>8</b>	185-5169,	<b>18</b>	191-2351,	<b>47</b>	304-0796,	<b>47</b>
185-5114,	<b>8</b>	185-5170,	<b>18</b>	201-3606-01,	<b>50</b>	304-0797,	<b>47</b>
185-5115,	<b>8</b>	185-5172,	<b>18</b>	201-3606-02,	<b>50</b>	304-0805-01,	<b>59</b>

## Numerical Index

<u>Part No.</u>	<u>Page</u>	<u>Part No.</u>	<u>Page</u>	<u>Part No.</u>	<u>Page</u>	<u>Part No.</u>	<u>Page</u>
304-0805-02,	<b>60</b>	321-0325,	<b>62</b>	338-2046,	<b>58</b>	338-3628,	<b>63</b>
304-0805-04,	<b>60</b>	323-0400,	<b>58</b>	338-2137,	<b>58</b>	338-3672,	<b>61</b>
304-0805-05,	<b>61</b>	323-0440,	<b>58</b>	338-2208,	<b>59</b>	338-3842,	<b>62</b>
304-0821,	<b>60</b>	323-0488,	<b>58</b>	338-2210,	<b>59</b>	338-3843,	<b>62, 64</b>
305-0767-02,	<b>36</b>	323-0500,	<b>58</b>	338-2260-01,	<b>58</b>	338-3844,	<b>53</b>
305-0830-02,	<b>36</b>	323-1199,	<b>55, 56, 57, 58,</b>	338-2260-02,	<b>58</b>	338-3846,	<b>62</b>
305-0852,	<b>36</b>	<b>64, 66</b>		338-2440,	<b>59</b>	338-4070,	<b>63</b>
305-0897,	<b>29, 36, 37</b>	323-1200,	<b>66</b>	338-2441-01,	<b>59</b>	338-4320,	<b>61, 63</b>
305-0935,	<b>60</b>	323-1304,	<b>55, 56, 57, 58,</b>	338-2441-02,	<b>59</b>	338-4381,	<b>63</b>
305-0979,	<b>66</b>	<b>66</b>		338-2591,	<b>59</b>	356-0070,	<b>25, 27, 29, 51</b>
307-1886,	<b>51, 59</b>	323-1314,	<b>59, 60, 61, 62,</b>	338-2613,	<b>59</b>	356-0138-02,	<b>51</b>
307-2562,	<b>51, 59</b>	<b>63</b>		338-2614,	<b>59</b>	357-0030,	<b>59</b>
307-2570,	<b>29</b>	323-1315,	<b>64</b>	338-2615-02,	<b>59</b>	359-0034,	<b>54</b>
307-2586,	<b>25, 27</b>	323-1342,	<b>66</b>	338-2617,	<b>59</b>	370-0116-02,	<b>33</b>
307-2594,	<b>51</b>	323-1443,	<b>59</b>	338-2618,	<b>59</b>	388-3628,	<b>61</b>
307-2655-02,	<b>50</b>	323-1491,	<b>62, 63</b>	338-2731,	<b>59</b>	402-0547,	<b>38, 40, 41, 50</b>
307-2659,	<b>50</b>	323-1507,	<b>25, 27</b>	338-2739,	<b>60</b>	402-0601-01,	<b>38, 40, 41</b>
307-2961,	<b>27</b>	323-1542,	<b>60, 61, 62, 63</b>	338-2740,	<b>60, 61</b>	402-0601-02,	<b>38, 40, 41</b>
308-0341,	<b>54</b>	323-1544,	<b>60, 61, 62</b>	338-2741,	<b>60</b>	402-0632,	<b>40</b>
308-0768,	<b>51</b>	323-1544,	<b>63</b>	338-2742,	<b>51, 52, 53</b>	403-2679-02,	<b>45</b>
308-0949,	<b>53</b>	323-1547,	<b>60, 61, 62, 63</b>	338-2743,	<b>51, 52, 53</b>	403-2680-02,	<b>45</b>
308-0995,	<b>51, 52, 53</b>	323-1549,	<b>60, 61, 62, 63</b>	338-2762,	<b>60</b>	403-2689,	<b>45</b>
308-0996,	<b>51, 52, 53</b>	323-1707,	<b>66</b>	338-2763,	<b>60</b>	403-4417-02,	<b>7, 21</b>
308-1059,	<b>7</b>	323-1708,	<b>61, 62, 66</b>	338-2771,	<b>60</b>	403-4668-02,	<b>45</b>
308-1062,	<b>55, 56, 57</b>	323-1709,	<b>62, 63, 66</b>	338-2772,	<b>60</b>	405-3784,	<b>42, 43</b>
319-1347-02,	<b>51, 52</b>	323-1712,	<b>61, 62, 63, 66</b>	338-2773,	<b>60, 61</b>	405-3785,	<b>25</b>
319-1675-02,	<b>51, 52</b>	323-1741,	<b>61, 62, 63, 66</b>	338-3263,	<b>60</b>	405-3789,	<b>42</b>
319-6987-01,	<b>55</b>	323-1743,	<b>61, 62, 63, 66</b>	338-3466,	<b>56</b>	405-3790-S0,	<b>42, 43</b>
319-6988-03,	<b>56</b>	323-1744,	<b>66</b>	338-3489-01,	<b>66</b>	405-3794,	<b>36</b>
319-6989-02,	<b>57</b>	327-0923,	<b>7, 21, 31</b>	338-3489-02,	<b>66</b>	405-3796,	<b>40</b>
320-1318,	<b>51</b>	331-0521,	<b>25, 27</b>	338-3507,	<b>57</b>	405-3797,	<b>36</b>
320-1320,	<b>51</b>	332-0942,	<b>58</b>	338-3510,	<b>55</b>	405-3816,	<b>40</b>
320-1322,	<b>51, 52, 53</b>	332-1356,	<b>20</b>	338-3513,	<b>66</b>	405-4321-02,	<b>25</b>
320-1663-01,	<b>51</b>	332-1420,	<b>25, 27</b>	338-3514,	<b>66</b>	405-4323-02,	<b>36</b>
320-1663-02,	<b>51, 52</b>	332-1571,	<b>51</b>	338-3528,	<b>61</b>	405-4326,	<b>42</b>
320-1713-01,	<b>51, 52</b>	332-2571,	<b>63</b>	338-3549,	<b>61</b>	405-4328,	<b>42</b>
321-0298,	<b>51</b>	332-2897,	<b>25, 27, 29</b>	338-3550,	<b>61</b>	405-4417-02,	<b>25</b>
321-0305,	<b>51</b>	332-2900,	<b>25</b>	338-3572,	<b>66</b>	405-4423-02,	<b>36</b>
321-0307-03,	<b>60, 61, 62</b>	332-3582,	<b>66</b>	338-3574,	<b>61</b>	405-5812,	<b>25, 27</b>
321-0312-S1,	<b>60, 61, 63</b>	337-0049,	<b>31, 39, 40, 41</b>	338-3607,	<b>61</b>	405-5827-02,	<b>25</b>
		338-1082,	<b>58</b>				

## Numerical Index

<u>Part No.</u>	<u>Page</u>	<u>Part No.</u>	<u>Page</u>	<u>Part No.</u>	<u>Page</u>	<u>Part No.</u>	<u>Page</u>
405-5828-02,	<b>27</b>	503-1338,	<b>13</b>	518-0515,	<b>10</b>	812-0079,	<b>51</b>
405-6444-02,	<b>38</b>	503-1418,	<b>16, 22</b>	518-0532,	<b>13</b>	812-0087,	<b>12</b>
405-6446-02,	<b>28</b>	503-1445-06,	<b>10, 22</b>	518-0576,	<b>12</b>	813-0103,	<b>22</b>
405-6447-02,	<b>38</b>	813-503-1445-06,	<b>21</b>	518-0720,	<b>21</b>	815-0261,	<b>12, 20, 22</b>
405-6448-01,	<b>28</b>	503-1777,	<b>16</b>	518-0728,	<b>36, 37</b>	815-0380,	<b>54</b>
405-6448-02,	<b>28</b>	503-1851,	<b>20</b>	520-1018-02,	<b>29</b>	815-0385,	<b>54</b>
405-6450,	<b>28</b>	503-2004,	<b>20, 27</b>	520-2037,	<b>50</b>	815-0508,	<b>7, 21, 32, 34, 40, 41</b>
405-6451,	<b>28</b>	503-2143-02,	<b>27</b>	520-2210,	<b>38, 40, 41</b>	815-0549,	<b>51, 52, 53</b>
405-6454,	<b>28</b>	503-2143-05,	<b>20</b>	525-0305,	<b>67</b>	815-0578,	<b>36, 52</b>
405-6481-02,	<b>28</b>	503-2143-08,	<b>22</b>	526-0003,	<b>12, 14, 15, 47, 51</b>	815-0660,	<b>47</b>
405-6485,	<b>38</b>	503-2309,	<b>27</b>	526-0008,	<b>13</b>	815-0669,	<b>50</b>
405-6486,	<b>28</b>	503-2734-01,	<b>16</b>	526-0029,	<b>34</b>	815-0675,	<b>42</b>
405-6487,	<b>28</b>	503-2734-02,	<b>16</b>	526-0049,	<b>57</b>	815-0685,	<b>42, 43</b>
405-6489,	<b>38</b>	503-2734-03,	<b>16</b>	526-0077,	<b>45</b>	815-0709-01,	<b>7, 31, 39</b>
405-6490-01,	<b>28</b>	503-2734-04,	<b>16</b>	526-0115,	<b>29</b>	815-0781,	<b>47</b>
405-6490-02,	<b>28</b>	504-0169,	<b>30</b>	526-0174,	<b>45</b>	815-0888,	<b>47</b>
405-6490-03,	<b>28</b>	505-0007,	<b>30</b>	526-0392,	<b>50</b>	815-0910,	<b>55, 56, 57</b>
405-6494,	<b>38</b>	505-2119,	<b>47</b>	526-0409,	<b>57</b>	821-0004,	<b>20</b>
405-6507,	<b>38</b>	508-0008,	<b>38</b>	526-0432,	<b>39</b>	821-0010,	<b>22, 29</b>
405-6509,	<b>28</b>	508-0068,	<b>33</b>	526-2077,	<b>9</b>	821-0016,	<b>34</b>
405-6510,	<b>38</b>	508-0095,	<b>62</b>	526-2078,	<b>9</b>	821-2033,	<b>40, 41</b>
405-6938-02,	<b>37</b>	508-0179,	<b>25, 27</b>	526-2100,	<b>33</b>	821-2045,	<b>31</b>
405-6973-03,	<b>27</b>	508-0258,	<b>38</b>	539-486,	<b>21</b>	821-6002-02,	<b>28, 38</b>
405-6973-04,	<b>25</b>	508-0289,	<b>25</b>	541-0558,	<b>16</b>	823-0001-01,	<b>25, 27, 51</b>
405-6982,	<b>41</b>	508-0293,	<b>25, 27</b>	541-0618,	<b>34, 34</b>	823-0002-04,	<b>13, 29, 53</b>
405-8048,	<b>43</b>	508-0332,	<b>29</b>	541-0661,	<b>45</b>	823-0002-06,	<b>37</b>
406-0612,	<b>42, 43</b>	508-1047,	<b>45</b>	541-0808,	<b>20</b>	823-0002-09,	<b>47, 48</b>
502-0002,	<b>25</b>	508-1116,	<b>38</b>	541-1377,	<b>22</b>	823-0003-02,	<b>13, 20, 29</b>
502-0313,	<b>25, 29</b>	508-1122,	<b>25, 27, 38</b>	543-0018-02,	<b>67</b>	823-0003-03,	<b>47, 50</b>
502-0395,	<b>30</b>	509-0297,	<b>48</b>	740-1004,	<b>17, 20, 22, 40, 50</b>	823-0003-04,	<b>22, 50</b>
502-0397,	<b>30</b>	509-0420,	<b>50</b>	740-1006,	<b>47</b>	823-0003-06,	<b>10</b>
502-0398,	<b>30</b>	510-0185,	<b>50</b>	750-1004,	<b>40</b>	823-0006-01,	<b>13</b>
502-1133,	<b>25, 27</b>	515-0289,	<b>50</b>	750-1006,	<b>33, 47</b>	823-1001-04,	<b>36</b>
502-1140,	<b>27</b>	517-0135,	<b>51</b>	800-0048,	<b>45</b>	823-1002-01,	<b>37, 51</b>
502-1162,	<b>25, 27</b>	517-0254,	<b>36, 37</b>	800-0050,	<b>45</b>	850-0020,	<b>14, 15</b>
502-1300,	<b>20</b>	517-0305,	<b>14, 15</b>	800-2034,	<b>33</b>	850-0030,	<b>22, 57</b>
503-0731,	<b>16, 20, 21, 22, 30</b>	518-0129,	<b>13</b>	800-2057,	<b>33</b>	850-0040,	<b>41, 47</b>
503-1133,	<b>20, 22, 27</b>	518-0371,	<b>13</b>	808-0008,	<b>14, 15</b>	850-0045,	<b>25, 27, 29</b>
503-1199,	<b>20, 30</b>	518-0450,	<b>13</b>	812-0066,	<b>25, 27, 29, 51</b>	853-0013,	<b>47</b>
		518-0452,	<b>67</b>				



## Numerical Index

<u>Part No.</u>	<u>Page</u>	<u>Part No.</u>	<u>Page</u>	<u>Part No.</u>	<u>Page</u>	<u>Part No.</u>	<u>Page</u>
853-0016,	29						
856-0002,	36, 37						
856-0006,	25, 29, 36, 37,						
	40, 41						
856-0008,	31, 39, 40, 41						
860-0006,	25, 27, 29, 51,						
	54						
860-2005,	14, 15, 29, 36,						
	37						
862-0001,	41, 47						
864-0002,	29						
868-0002,	25, 27, 29						
870-0212,	34, 40, 41, 50						
870-0235,	51						
870-0236,	47						
870-0281,	45						
870-0487,	51, 52, 53						
870-0488,	51, 52						
870-2054,	25, 27, 31, 32,						
	33, 34, 36, 37, 38, 40, 41						
870-2055,	31						
870-2156,	38, 40, 41						
871-0010,	57						
880-0528,	20						
895-0305-04,	36, 37						
98-8816,	67						





## Cummins **Onan**

**Cummins Power Generation**

1400 73rd Ave. NE  
Minneapolis, MN 55432 USA

Phone 1 763 574 5000

Toll-free 1 800 888 6626

Fax 1 763 574 5298

Email [www.cumminsonan.com/contact](http://www.cumminsonan.com/contact)

[www.cumminsonan.com](http://www.cumminsonan.com)

Cummins®, Onan®, the "C" logo, and "Performance you rely on." are trademarks of Cummins Inc.

©2009 Cummins Power Generation, Inc. All rights reserved.

