



1999

Rialta[®]
Classic

www.winnebagoind.com

Built Proudly By

Seat belts are your most important
hookup. Always buckle up.



©1998 Winnebago Industries, Inc. Forest City, IA 50436. Printed in U.S.A.

Big Convenience In A Small Package

Contrary to what most people believe, you don't have to travel in a big motor home to live large. And when you want a full-featured motor home in a very efficient package, there's no better investment than a Rialta Classic from Winnebago Industries.

Easy Driving

Even if you've never been behind the wheel of a motor home before, you'll feel at ease driving the Rialta Classic. Simply put, Rialta Classic offers the convenience of a motor home along with the maneuverability of a car. The front-wheel drive and automatic transmission make driving a snap.

Maneuverable

At just 22 feet, Rialta Classic's compact size means you can parallel park or handle a drive-thru with confidence. And amazingly, the Rialta Classic's turning radius is even shorter than that of a full-size van.

Construction

Unlike Class B conversion vans, Rialta Classic isn't adapted from another vehicle so there are no short cuts when it comes to structural integrity. And Rialta Classic comes equipped with a Volkswagen-engineered, 2.8 liter VR6

engine that gives you both fuel economy and power for negotiating on-ramps and steep inclines.

Versatile

The Rialta Classic's versatility makes for an enjoyable trip, whether it's across town or across the country. The 1999 Rialta Classic comes with all the elements of a home away from home, including enough space for a family of four, a kitchen and a slide-out bathroom with an available shower. There's also a maximum 6'2" stand-up interior.

Warranties

One of the Rialta Classic's most important features is something you won't find in the specifications. It's the peace of mind that comes with knowing you're protected by a basic 2-year/24,000-mile warranty, plus Winnebago Industries' exclusive Premium Roadside Assistance and Trip Saver Program. See your dealer for all the specifics.

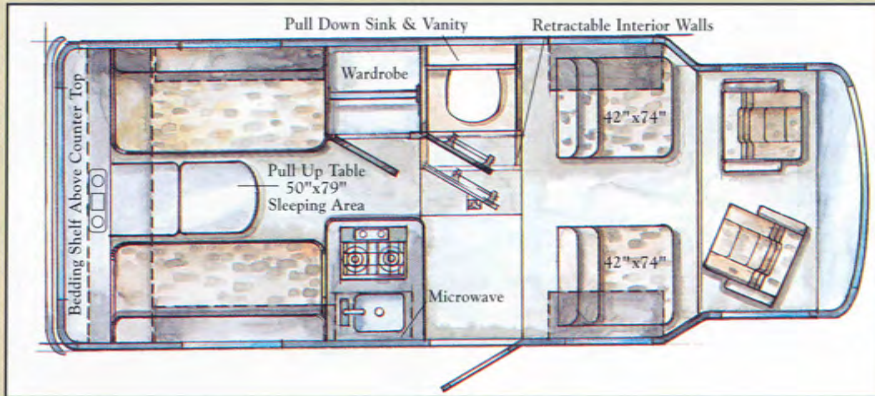
Quality

At Winnebago Industries, when it comes to building a solid motor home we'll go to any length. This time, it happens to be just under 22 feet.



The Rialta Classic offers versatility and flexibility. The 1999 Rialta Classic 22Q with rear dinette is one of three floorplan options.

Floorplans & Interiors

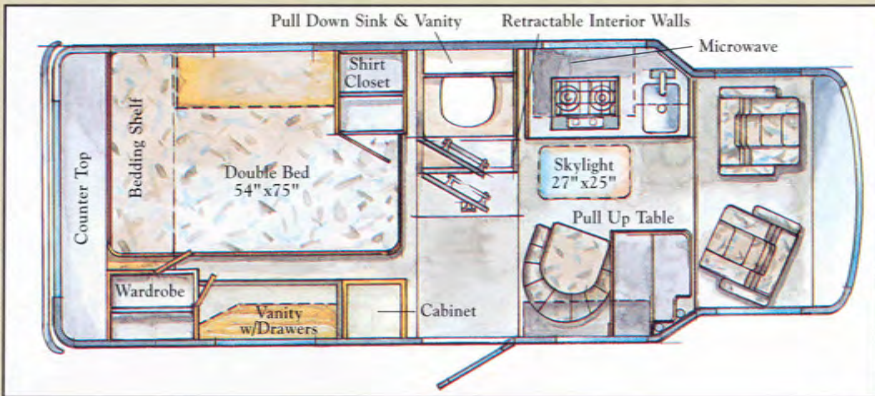



22Q

This model features four captain's chairs up front and a rear dinette. Both the dinette and two rear captain's chairs convert into generous sleeping areas.

Whatever your priorities, there's a Rialta Classic floorplan that's just right for you. And you can choose from two exciting interior decor themes.

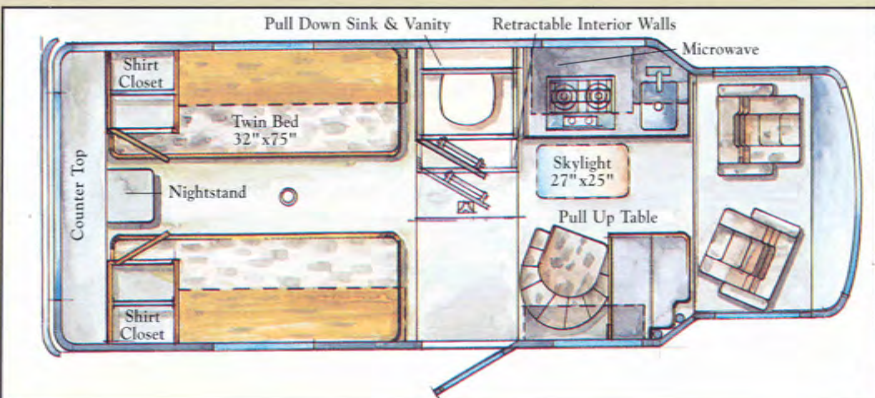
Lakewood



22F (Standard)

This floorplan includes a large double bed and a rear passenger-side vanity and storage compartments. There's also a pull up table and swivel lounge chair, plus an overhead skylight.

Dusk



22F (Optional)

This floorplan offers twin beds, with storage under the passenger-side bed. There is also a removable pedestal table, a nightstand and two shirt closets.

Specifications

	22Q	22F
1999 Rialta Classic		
Length	21'8"	
Exterior Height w/Roof Air*	8'8"	
Exterior Height w/o Roof Air*	7'7"	
Exterior Width	7'4"	
Interior Height - Maximum	6'2"	
Interior Width	6'10.5"	
Fuel Capacity	21.1 gal.	
Fresh Water Capacity w/Heater	20 gal.	
Holding Tanks Capacity	22 gal./19 gal.	
LP Capacity (W.C.) [†]	7 gal.	
GVWR	7,275 lbs.	
GCWR	9,275 lbs.	
Wheelbase	152"	

S Standard
O Optional

	22Q	22F
Automotive		
Chassis - Volkswagen - 2.8 L fuel-injected gas engine, 4-speed electrically controlled automatic transmission, 280-amp. battery/150-amp. alternator	S	S
Springs (air) - rear auxiliary	O	O
Tires (radial) w/spare	S	S
Driver Conveniences		
Time delay interior cab lighting	S	S
12-V electrical supply/lighter	S	S
Battery charge control - dual, automatic	S	S
Beverage tray w/cupholders	S	S
Cruise control	S	S
Curtain - front wraparound	S	S
Defogger/defroster - rear window	O	O
Door locks - power	S	S
Floor mats - rubber	S	S
Heating/air conditioning - in-dash automotive heater/air conditioner auxiliary rear automotive heater	S	S
Auxiliary ceiling mount fan w/4 outlets	S	S
Auxiliary cab ceiling air conditioner w/4 outlets	O	O
Hood release - interior	S	S
Exterior mirrors - low mounted, electronically controlled, heated, remote w/defrost	S	S
Start circuit - auxiliary	S	S
Steering - power assisted	S	S
Sunvisors - mirror & light on right visor	S	S
Trim panels - driver & passenger doors, includes storage	S	S
Windows - cab (power)	S	S
Windshield wipers (intermittent)	S	S
Wiper/washer - rear window	O	O
Front Seating Area		
Seats (cab) - reclining mid-back design, headrests, armrests, lumbar support, swivel/slide pedestals, 3-point retracting seat belts	S	S

S Standard
O Optional

	22Q	22F
Seats (companion) - adjustable reclining back, headrests, converts to a bed (42" x 74"), 3-point retracting seat belts	S	
Storage (below companion seat) - convertible bed cushion storage, additional storage area	S	
Swivel chair & pull-up table w/magazine rack and cup holders	S	
110/12-V receptacle (AC/DC)	S	S
Entertainment		
Stereo w/cassette (cab) - Panasonic AM/FM deck w/auto reverse, seek feature, 6 speakers	S	S
Stereo w/CD player (cab) - Panasonic deluxe electronic tune AM/FM w/seek feature, 6 speakers	O	O
TV (9" color) w/remote, includes a 12-V receptacle, coax input jack and aux/cable switch (requires antenna option)	O	
Video cassette player (requires TV option, uses TV remote)	O	
TV enhancement package - antenna (amplified), 1 DC receptacle, 1 interior jack, coax wiring, cable input	O	O
Rear Dining Lounge		
Convertible dinette/bed (50" x 79")	S	
Table (fold-out from backwall storage)	S	
Interior		
Carpeting w/pad - stain resistant	S	S
Ceiling - acoustical fabric headliner	S	S
Ceiling lights (single & double)	S	S
Ceiling vent - powered, galley/bath	S	S
Ceiling vent* - non-powered, rear, not available w/roof air conditioner	S	S
Color themes (interior) - choice of Dusk or Lakewood	S	S
Convenience tray - includes cupholders and storage tray	S	
Cupholders (lounge area)	S	
Skylight		S
Wardrobe - carpeted floor, clothes rod, auto light	S	
Windows - tinted w/31% light transmittal	S	S
Galley		
Counter extension - flip-up	S	
Microwave oven	S	S
Range top - 2 burners, recessed w/cover	S	S
Refrigerator - single door w/door storage, 3-way - AC, DC, LP	S	S
Sink - stainless steel, recessed w/countertop cover	S	S
Bedroom		
Bedding shelf*	S	S
Double bed - w/fitted bedspread, access to storage below, 2 bed pillows w/shams, 3-drawer vanity, shirt closet, double door wardrobe, decorator wall lamps	S	
Twin beds - w/access to storage below right bed, fitted bedspreads, 2 bed pillows w/shams, nightstand, 2 shirt closets, removable pedestal table, decorator wall lamps	O	
Bathroom		
Cabinet - expandable	S	S
Medicine cabinet - mirrored doors	S	S
Shower package - shower curtain, flexible shower head, shower pan w/power drain	O	O
Sink - fold-down	S	S

S Standard
O Optional

	22Q	22F
Tissue holder - surface mount	S	S
Toilet - marine style w/ foot pedal	S	S
Towel bars (2) on bath door	S	S
Vanity shelf - fold-down	S	S
Exterior		
Bumpers - molded, steel reinforced	S	S
Entrance door locks (2) - latch, deadbolt	S	S
Entrance door w/screen door	S	S
Exterior wash station w/pump switch	O	O
Fuel fill door, flush mount - lockable cap	S	S
Graphics	S	S
Mudflaps - front & rear (4)	S	S
Outlet - 110-V, curbside	S	S
Storage compartment (rear cap, includes power cord)	S	S
Running boards (fiberglass) - w/tender flares	S	S
Sewer hose & storage compartment	S	S
Tire tools - jack, jack handle, lug wrench	S	S
Trailer towing package - w/Class I hitch	O	O
Trailer wiring socket	S	S
Water fill door - lockable	S	S
Wheel covers	S	S
Systems		
Air conditioning pre-wiring - roof	S	S
Air conditioning* - roof, 7,100 BTU	O	O
Battery (auxiliary) - deep cycle	S	S
Second battery - deep cycle marine/RV	O	O
City water hookup	S	S
Electrical control center - 110-V AC/12-V DC, 45-amp. remote electronic converter/charger, AC circuit breakers, DC fuses, 30-amp. power cord	S	S
Furnace - electronic ignition, 19,000 BTU	S	
Furnace - electronic ignition, 17,000 BTU, ducted	S	
Generator prep kit - gas line, 12-V wiring	S	S
Generator - 3,000 watt, gas, w/hourmeter	O	O
LP tank - permanent mount w/gauge	S	S
Monitor panel - water, holding & LP tank levels, battery condition gauge, water pump switch, generator start/stop switch	S	S
Water heater - 4 gal., electric w/Motoraid	S	S
Water pump (demand)	S	S
Safety		
Appliance restraint system	S	S
Carbon monoxide detector/alarm	S	S
Center mount brake light	S	S
Fire extinguisher (10-B.C.)	S	S
Ground fault interrupter	S	S
Smoke and LP leak detector/alarm	S	S
Three-point seat belts on forward facing seats	S	S
Driver/passenger side air bags	S	S
Lap belts in selected areas	S	S

† Capacities shown are tank manufacturer's listed water capacity (W.C.). Actual filled LP capacity is 80% of listing due to safety shut-off required on tank. *Not all features available in combinations. See dealer for details. The height of each model is based on the curb weight of a typically equipped unit on the standard chassis. The actual height of your vehicle may vary by as much as 2" depending on chassis or equipment variations. Winnebago Industries' continuing program of product improvement makes specifications, equipment, model availability and prices subject to change without notice.